



US00D823281S

(12) **United States Design Patent**
Garrett et al.

(10) **Patent No.:** **US D823,281 S**

(45) **Date of Patent:** **** Jul. 17, 2018**

- (54) **LOUDSPEAKER FRONT FACE**
- (71) Applicant: **Harman International Industries, Incorporated**, Northridge, CA (US)
- (72) Inventors: **Jim Garrett**, Simi Valley, CA (US);
Chris N. Hagen, Simi Valley, CA (US);
Fred Tubis, Northridge, CA (US);
Timothy Gladwin, Pakenham (CA)
- (73) Assignee: **Harman International Industries, Incorporated**, Northridge, CA (US)
- (**) Term: **15 Years**
- (21) Appl. No.: **29/593,049**
- (22) Filed: **Feb. 6, 2017**
- (51) **LOC (11) Cl.** **14-01**
- (52) **U.S. Cl.**
USPC **D14/208**; D14/213; D14/221
- (58) **Field of Classification Search**
USPC ... D14/208, 213, 221, 210, 209, 209.1, 215,
D14/216, 217, 219, 222, 224, 258, 172,
D14/188, 194, 195, 175; 181/144, 155,
181/156, 152, 153, 143, 148, 150, 160,
181/186, 187, 163, 198, 199, 196;
381/90, 154, 158, 160, 340, 338, 342,
381/337, 345; 312/7.1
CPC . H04R 1/20; H04R 25/00; H04R 1/02; H04R
5/02; H04R 3/12; H04R 1/26
See application file for complete search history.

- 4,805,729 A * 2/1989 Wascom H04R 1/26
181/144
- 4,884,655 A * 12/1989 Freadman H04R 1/26
181/145
- D306,592 S * 3/1990 Hansson D14/213
- 5,324,896 A * 6/1994 Magnani H04R 1/24
181/144

(Continued)

Primary Examiner — Paula Allen Greene
(74) *Attorney, Agent, or Firm* — Plumsea Law Group, LLC

(57) **CLAIM**

The ornamental design for a loudspeaker front face, as shown and described.

DESCRIPTION

FIG. 1 is a perspective view of a loudspeaker front face showing the new design;
 FIG. 2 is a front elevational view thereof;
 FIG. 3 is an enlarged partial perspective view of the waveguide portion thereof;
 FIG. 4 is a perspective cross-sectional view thereof, taken along line A-A of FIG. 2;
 FIG. 5 is a cross-sectional view of the waveguide portion thereof, taken along line A-A of FIG. 2;
 FIG. 6 is a perspective cross-sectional view thereof, taken along line B-B of FIG. 2;
 FIG. 7 is an enlarged partial perspective cross-sectional view of the waveguide portion thereof, taken along line B-B of FIG. 2; and,
 FIG. 8 is a cross-sectional view of the waveguide portion thereof, taken along line B-B of FIG. 2.

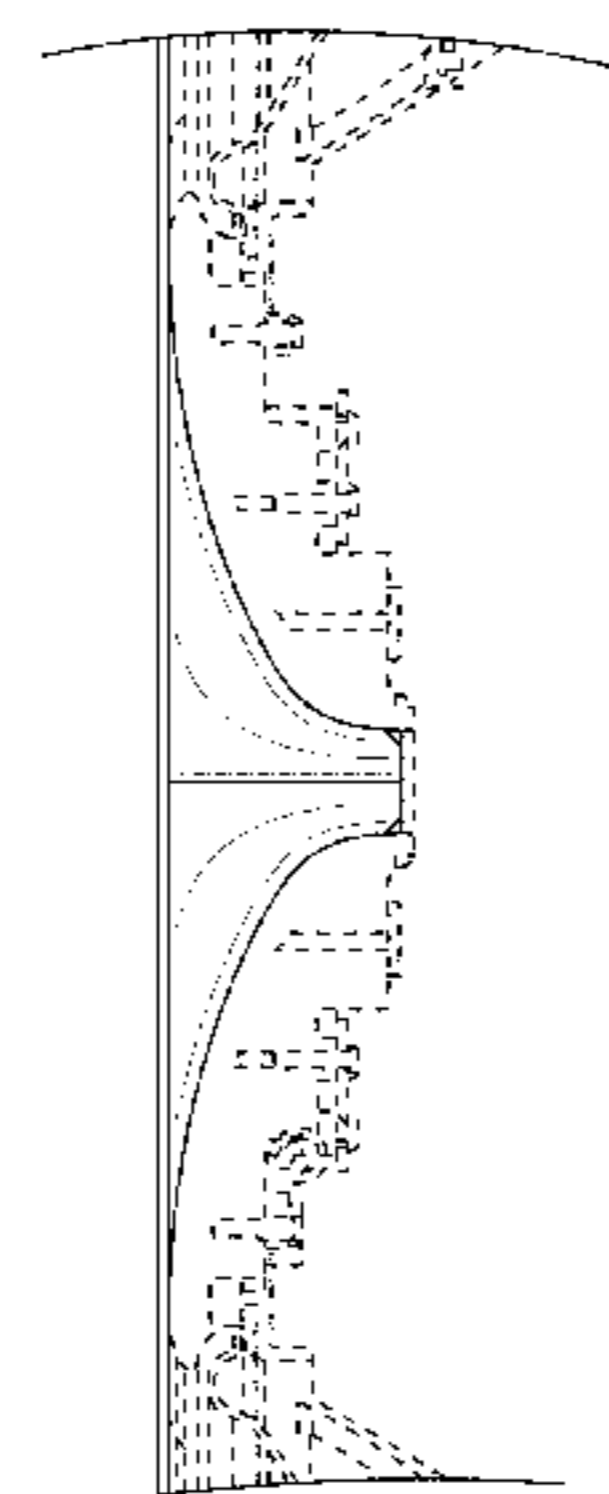
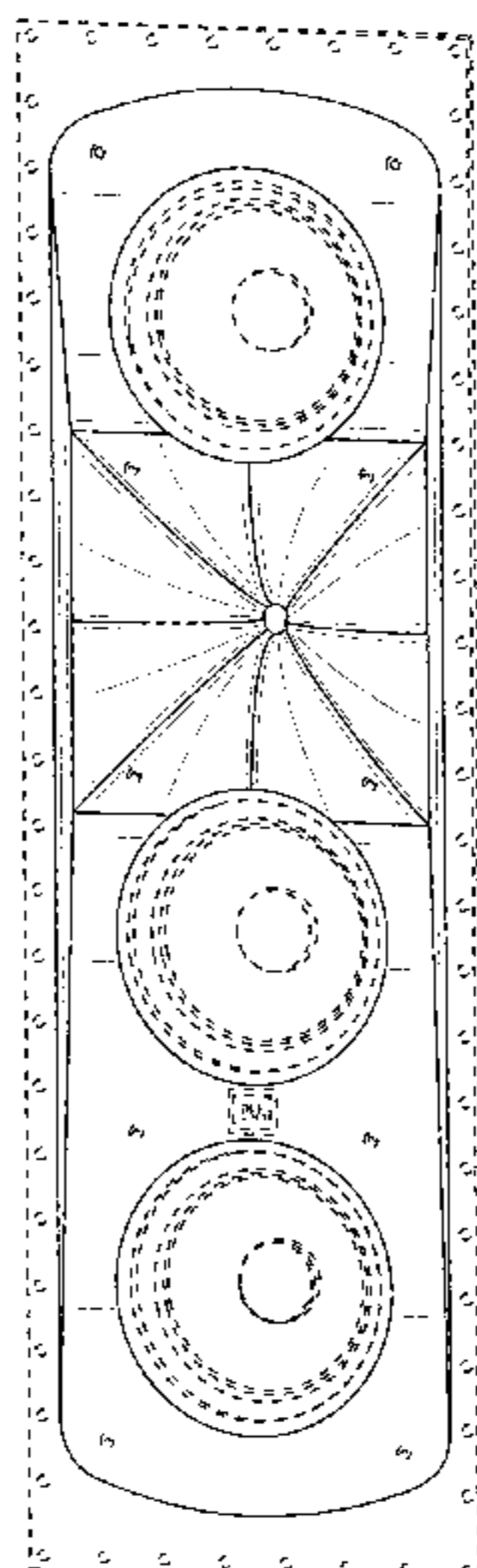
The broken lines and unshaded areas form no part of the claimed design. The shading illustrated in the figures is provided merely to represent the contours of the design and is not intended to be illustrative of, for example, texture, material, gloss, translucence, transparency, or surface decoration.

1 Claim, 8 Drawing Sheets

(56) **References Cited**

U.S. PATENT DOCUMENTS

- 2,815,087 A * 12/1957 Delort H04R 1/30
181/152
- 3,964,571 A * 6/1976 Snell H04R 1/345
181/144
- D243,023 S * 1/1977 Robson D14/214
- D276,518 S * 11/1984 Clemans D14/214
- D281,158 S * 10/1985 Ishizaki D14/214



(56)

References Cited

U.S. PATENT DOCUMENTS

D360,417 S * 7/1995 Mark D14/215
D375,499 S * 11/1996 Meyer D14/214
5,602,367 A * 2/1997 Meyer H04R 1/2819
181/145
D398,008 S * 9/1998 Yamakawa D14/214
5,875,255 A * 2/1999 Campbell H04R 1/2819
181/199
5,886,304 A * 3/1999 Schlenzig F21V 33/0056
181/153
D439,238 S * 3/2001 Mackie D14/214
D450,683 S * 11/2001 Vosse D14/215
D452,964 S * 1/2002 Vosse D14/204
D484,115 S * 12/2003 Nishii D14/215
D517,533 S * 3/2006 Yuasa D14/221
D527,373 S * 8/2006 Takei D14/214
D598,897 S * 8/2009 Arneson D14/214
D607,436 S * 1/2010 Khoo D14/214
D658,162 S * 4/2012 DeVuono D14/222

D672,751 S * 12/2012 Davies D14/204
D674,375 S * 1/2013 Robineau D14/221
8,406,445 B1 * 3/2013 Arneson H04R 1/26
381/338
D687,412 S * 8/2013 Davies D14/213
D698,335 S * 1/2014 Plattard D14/210
D758,992 S * 6/2016 Garrett D14/213
D759,631 S * 6/2016 Espinosa D14/215
D767,541 S * 9/2016 Baird D14/208
D793,362 S * 8/2017 Fischer D14/214
D800,696 S * 10/2017 Tubis D14/214
D808,933 S * 1/2018 Noro D14/222
2004/0252856 A1 * 12/2004 Masuda H04R 1/26
381/340
2005/0094836 A1 * 5/2005 Manrique H04R 7/12
381/342
2006/0239470 A1 * 10/2006 Ferrell H04R 1/323
381/92
2007/0144826 A1 * 6/2007 An H04R 1/26
181/199

* cited by examiner

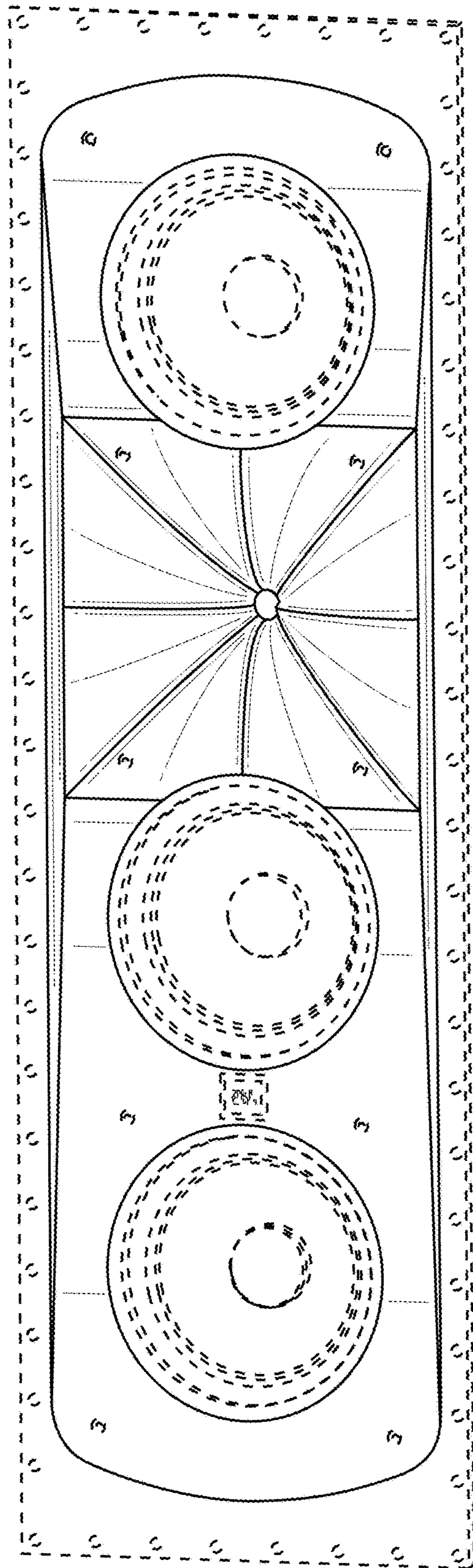


FIG. 1

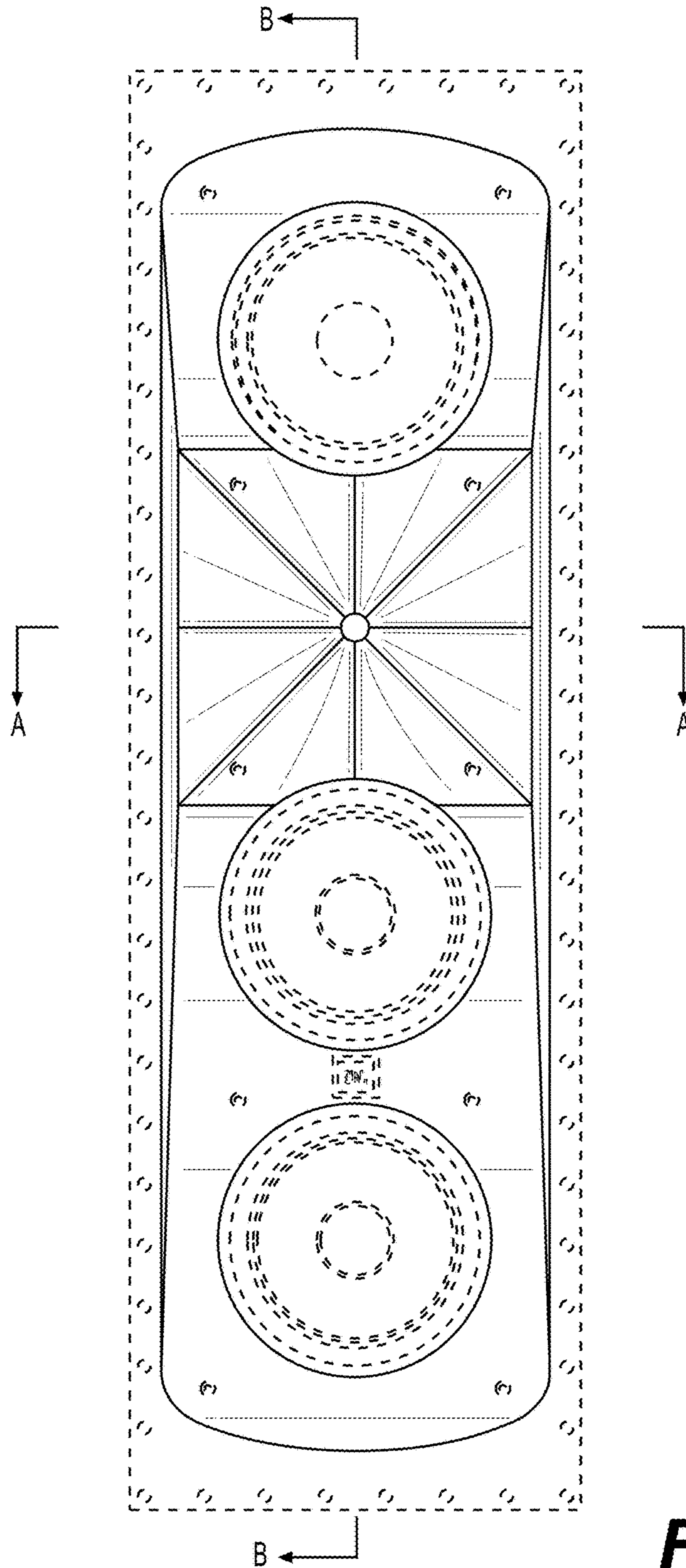


FIG. 2

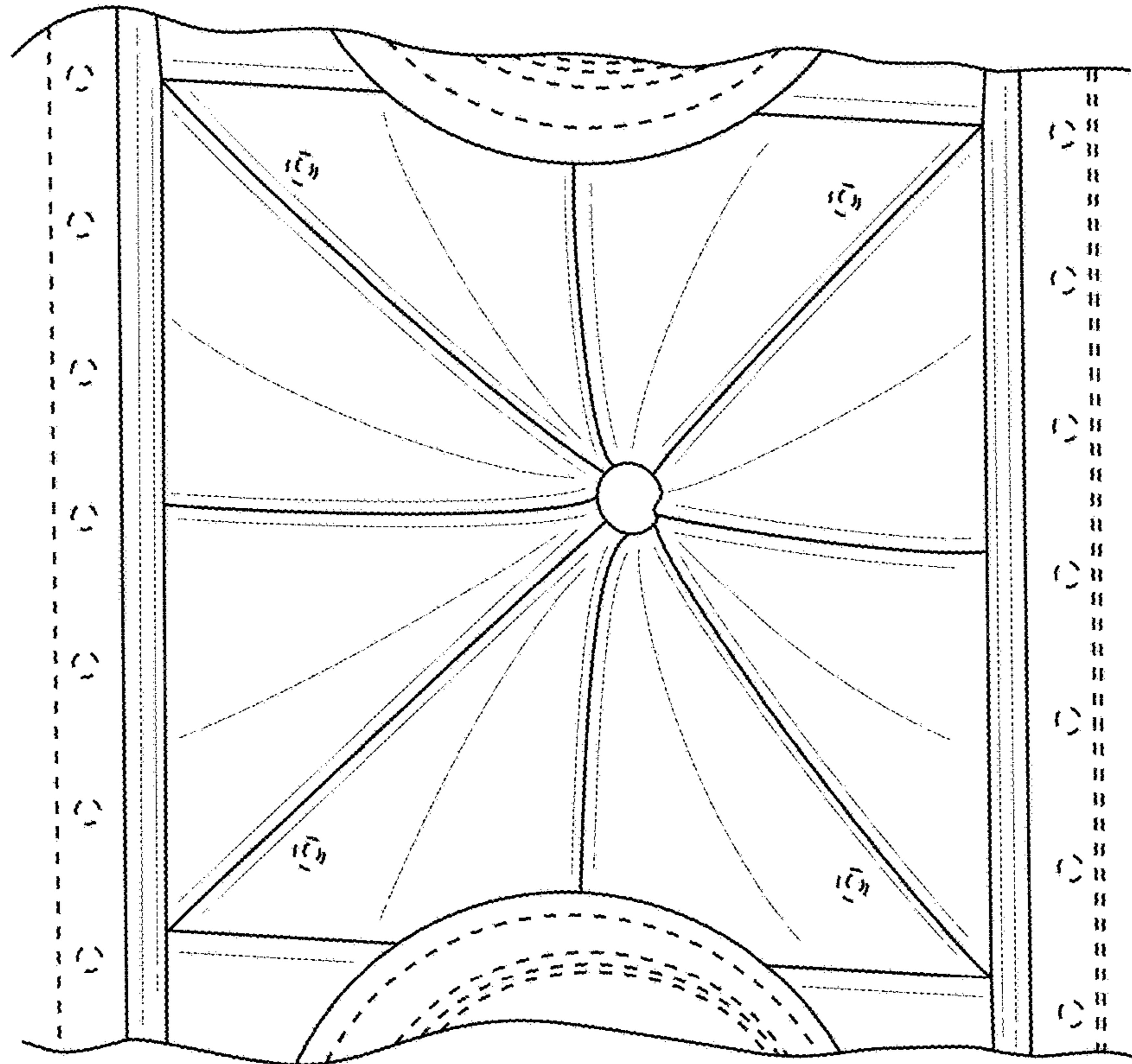


FIG. 3

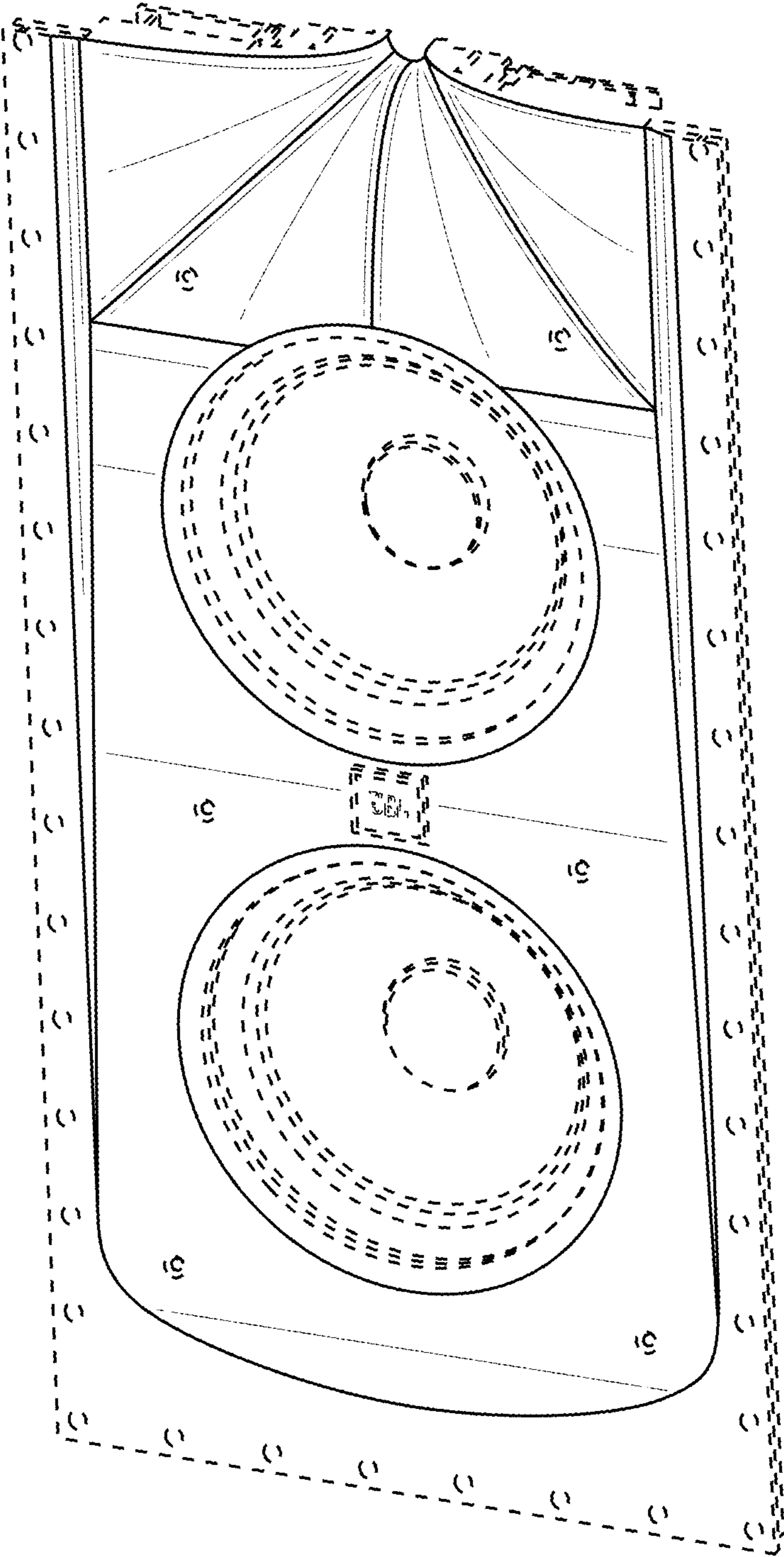


FIG. 4

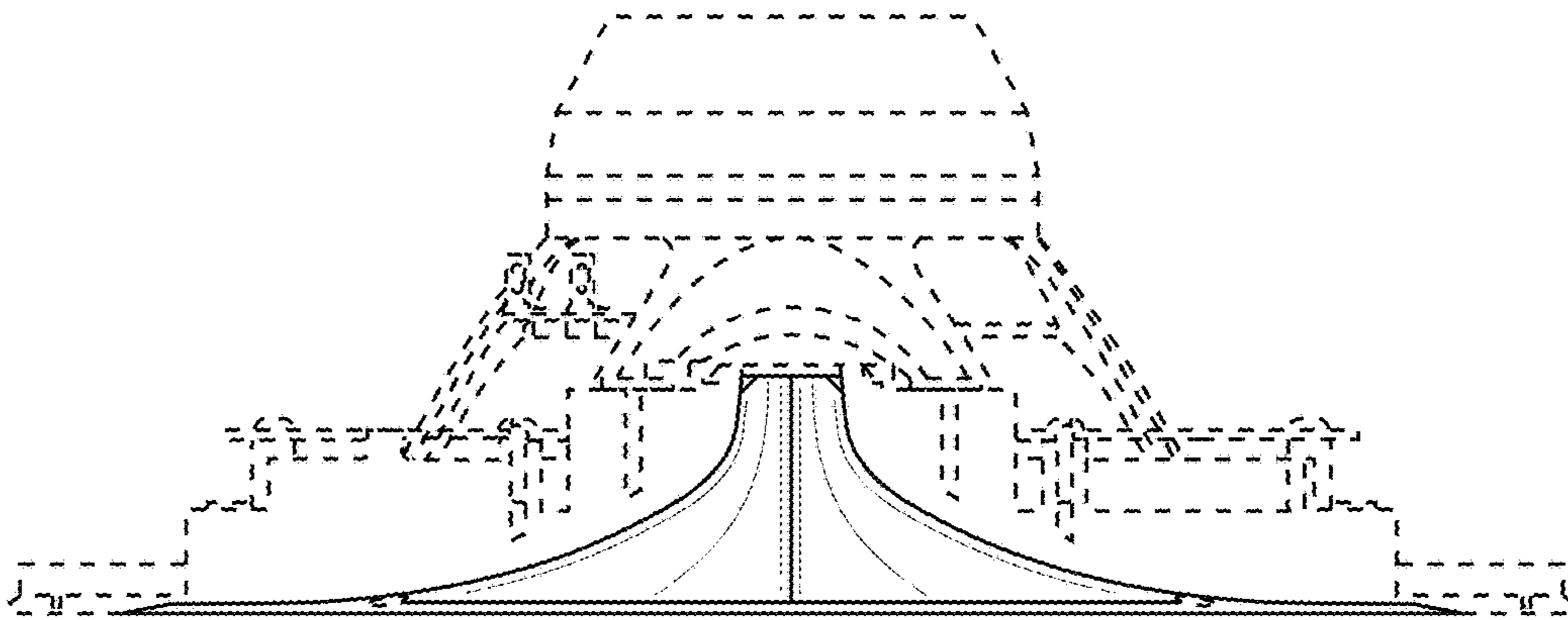


FIG. 5

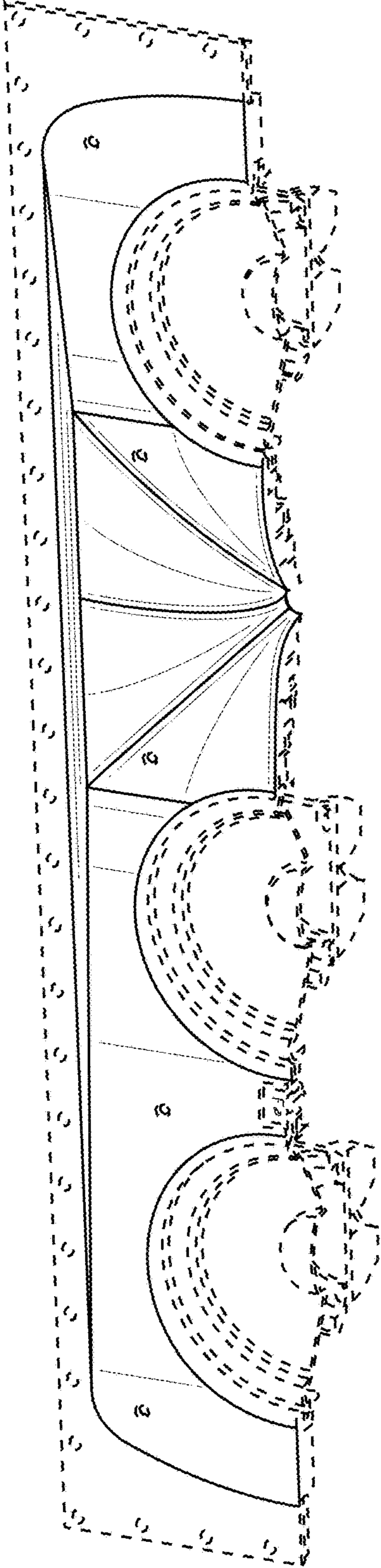


FIG. 6

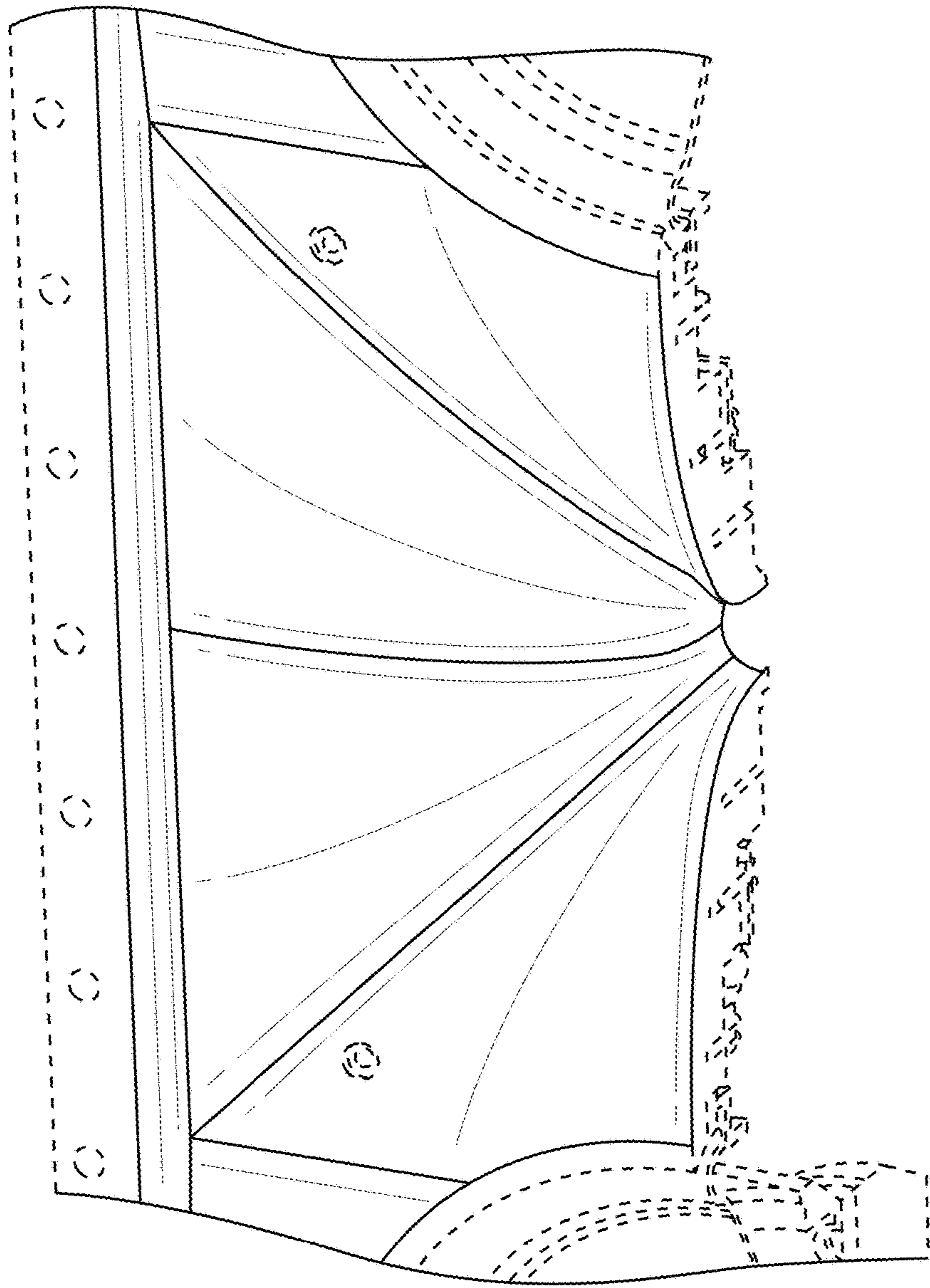


FIG. 7

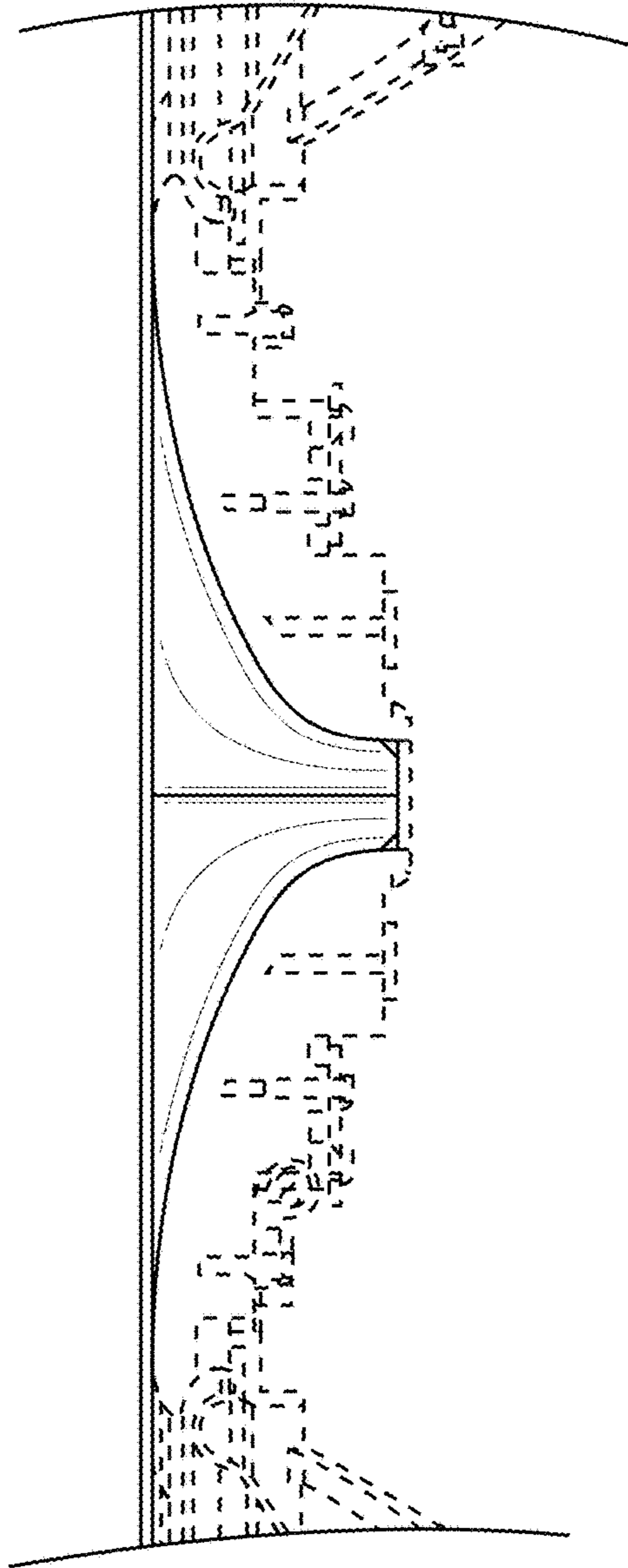


FIG. 8