



US00D823252S

(12) **United States Design Patent**  
**Shinosaka et al.**

(10) **Patent No.:** **US D823,252 S**

(45) **Date of Patent:** **\*\* \*Jul. 17, 2018**

(54) **RECTIFIER OF AC GENERATOR FOR VEHICLE**

(71) Applicant: **MITSUBISHI ELECTRIC CORPORATION**, Tokyo (JP)

(72) Inventors: **Yoshihiro Shinosaka**, Tokyo (JP);  
**Masao Akiyoshi**, Tokyo (JP);  
**Shinichiro Minami**, Tokyo (JP);  
**Yuzuru Kobayashi**, Tokyo (JP);  
**Kentaro Honsho**, Tokyo (JP)

(73) Assignee: **Mitsubishi Electric Corporation**, Tokyo (JP)

(\*) Notice: This patent is subject to a terminal disclaimer.

(\*\*) Term: **15 Years**

(21) Appl. No.: **29/557,152**

(22) Filed: **Mar. 7, 2016**

(30) **Foreign Application Priority Data**

Sep. 16, 2015 (JP) ..... 2015-020584

(51) **LOC (11) Cl.** ..... **13-02**

(52) **U.S. Cl.**  
USPC ..... **D13/122**

(58) **Field of Classification Search**  
USPC ..... D12/123, 124, 127; D13/122, 125, 133,  
D13/149, 179; D23/324, 325, 328, 329,  
D23/330, 333, 351, 352; D15/1-6  
CPC ..... H01F 27/12; H02K 1/22; H02K 1/243;  
H02K 3/12; H02K 3/28; H02M 7/003;  
H02M 7/34; H02M 7/36; H02M 7/38  
See application file for complete search history.

(56) **References Cited**

**U.S. PATENT DOCUMENTS**

D266,558 S \* 10/1982 Breen ..... D12/123  
6,433,455 B1 \* 8/2002 Kometani ..... H02K 1/243  
310/263

D580,303 S \* 11/2008 Okada ..... D12/123  
D589,409 S \* 3/2009 Toyoshima ..... D12/123  
D643,380 S \* 8/2011 Tan ..... D13/179  
D701,179 S \* 3/2014 Kim ..... D13/179  
D707,629 S \* 6/2014 Cocks ..... D13/122  
D714,217 S \* 9/2014 Tanaka ..... D13/122  
D716,230 S \* 10/2014 Onishi ..... D13/122  
D761,744 S \* 7/2016 Mueller ..... D13/179  
D786,202 S \* 5/2017 Hodrinsky ..... D13/179  
D786,807 S \* 5/2017 Murphy ..... D13/179  
2008/0191627 A1 \* 8/2008 Hamada ..... H05B 41/042  
315/82

(Continued)

*Primary Examiner* — Susan Bennett Hattan

*Assistant Examiner* — Suzanne E Tisdell

(74) *Attorney, Agent, or Firm* — Studebaker & Brackett PC

(57) **CLAIM**

The ornamental design for the rectifier of AC generator for vehicle, as shown and described.

**DESCRIPTION**

FIG. 1 is a perspective view of the front, right and top sides of a rectifier of AC generator for vehicle showing our new design;

FIG. 2 is a perspective view of the rear, left and top sides thereof;

FIG. 3 is a front view thereof;

FIG. 4 is a rear view thereof;

FIG. 5 is a left side view thereof;

FIG. 6 is a right side view thereof;

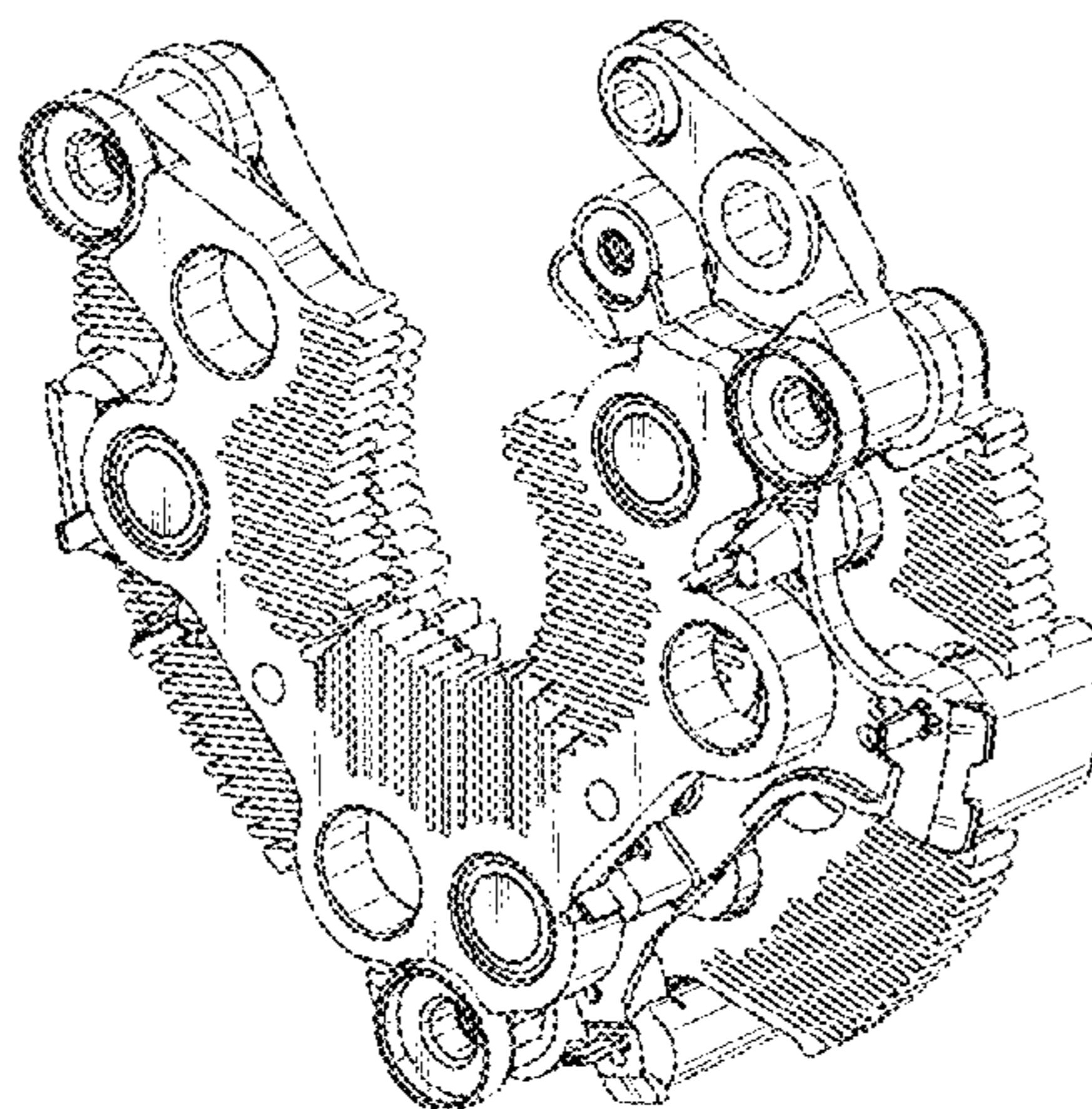
FIG. 7 is a top view thereof; and,

FIG. 8 is a bottom view thereof.

Features shown in evenly spaced broken lines show environmental structures and form no part of the claimed design.

Features shown in dot-dash pattern broken lines show an unclaimed boundary and form no part of the claimed design.

**1 Claim, 6 Drawing Sheets**



(56)

**References Cited**

U.S. PATENT DOCUMENTS

2014/0132378 A1\* 5/2014 Vafakhah ..... H01F 27/12  
336/55  
2014/0319939 A1\* 10/2014 Yamada ..... H02K 3/522  
310/52  
2014/0319940 A1\* 10/2014 Scroggins ..... H02K 1/30  
310/63

\* cited by examiner

Fig. 1

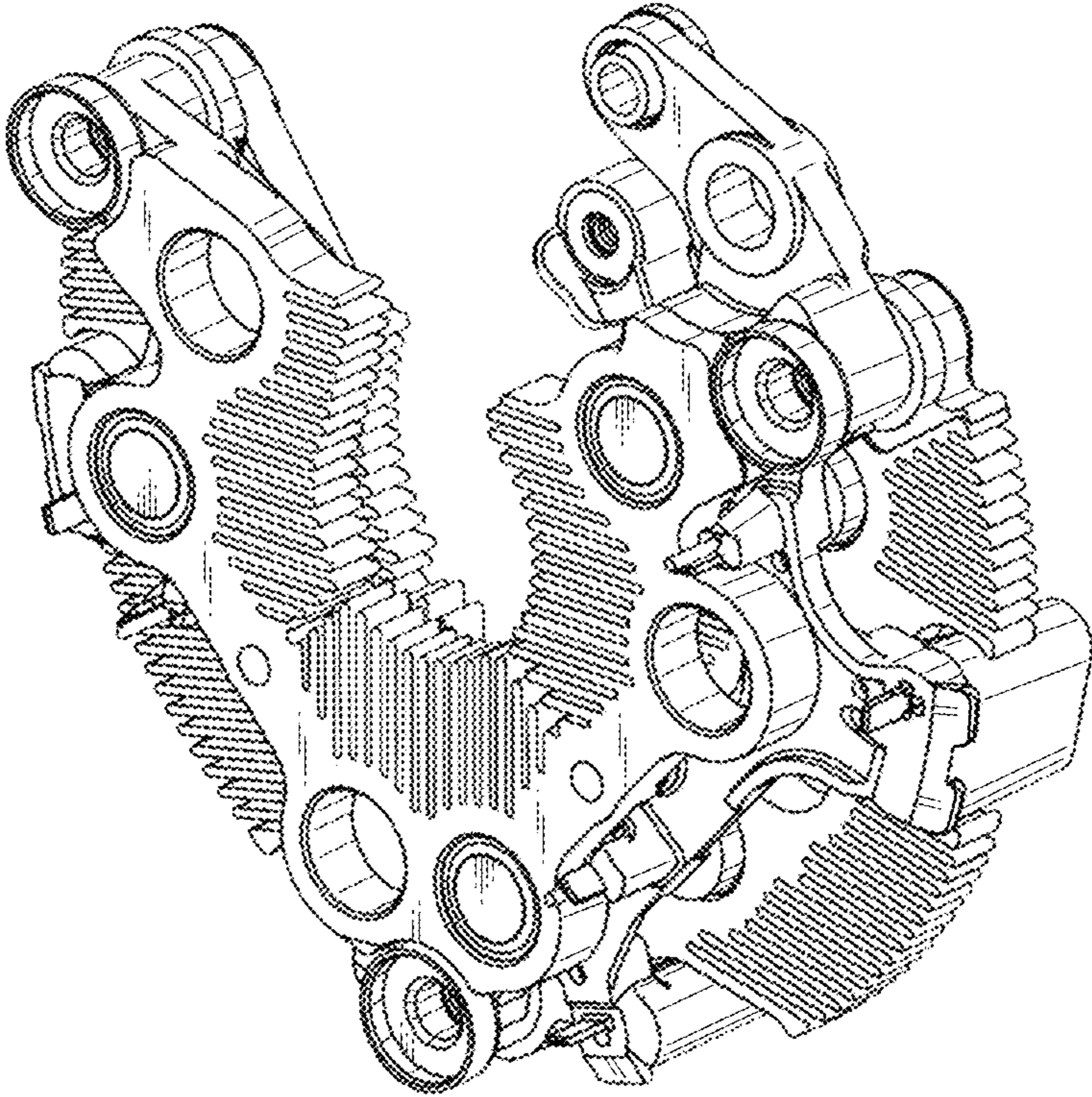




Fig. 2

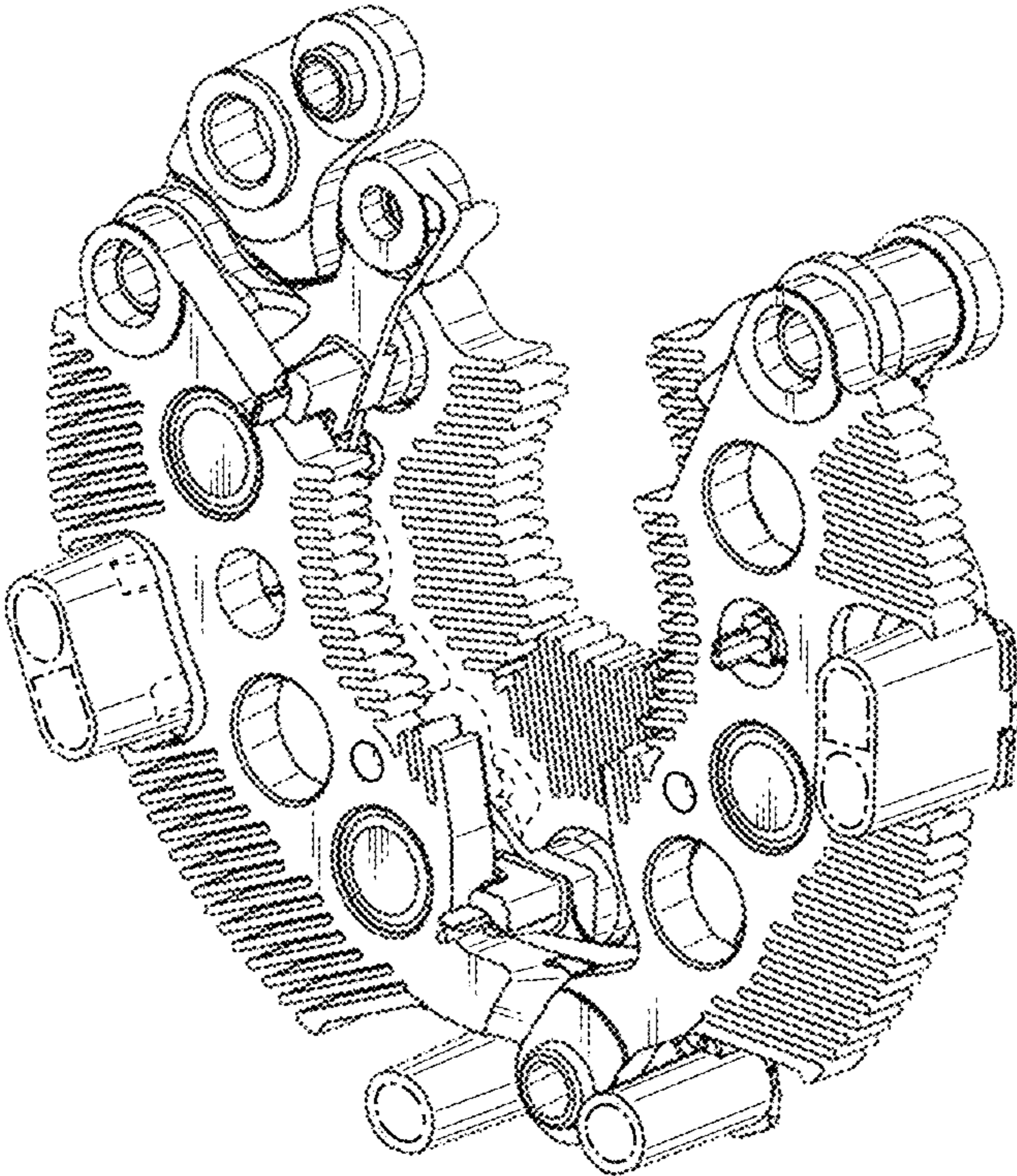


Fig. 3

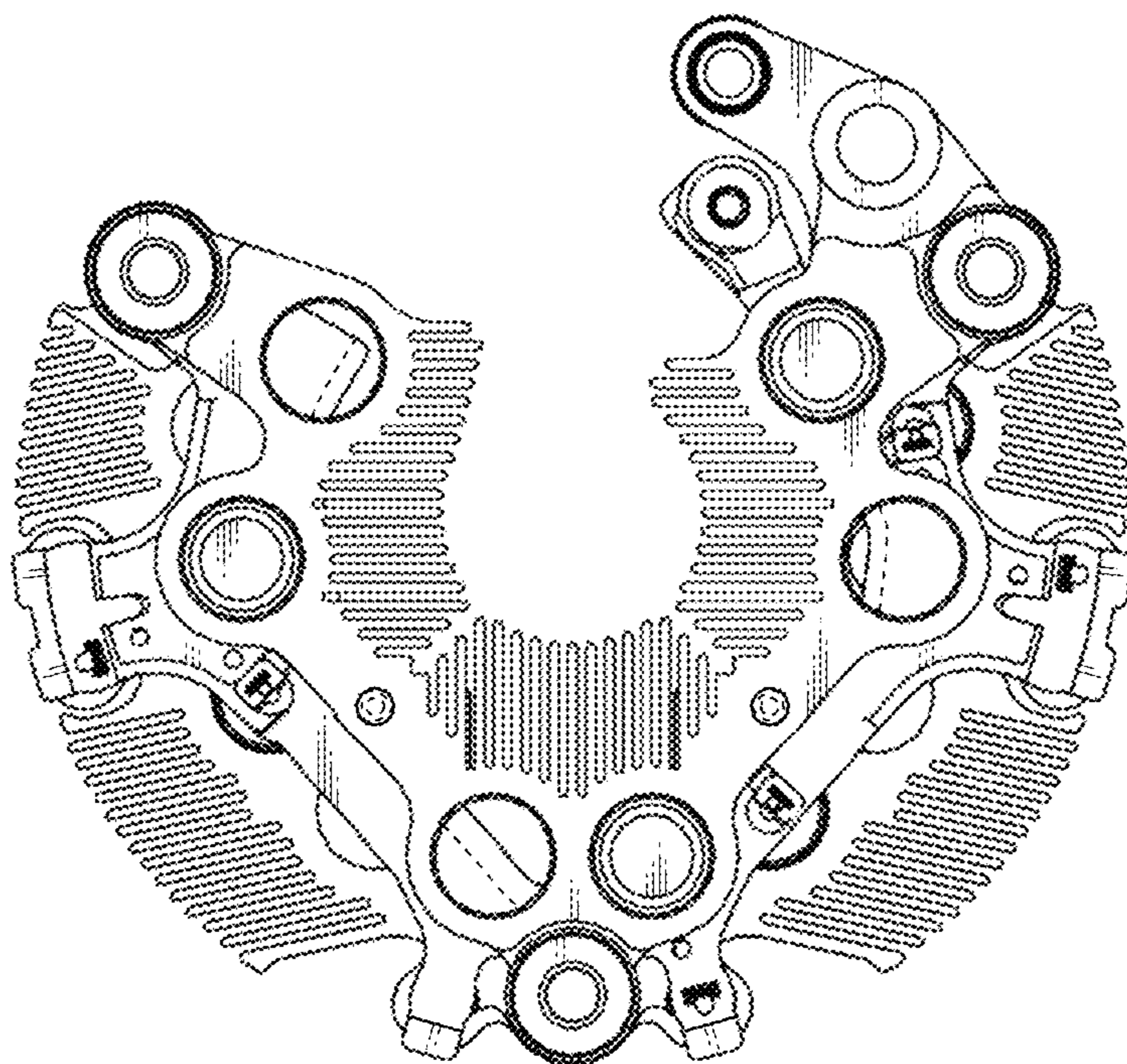


Fig. 4

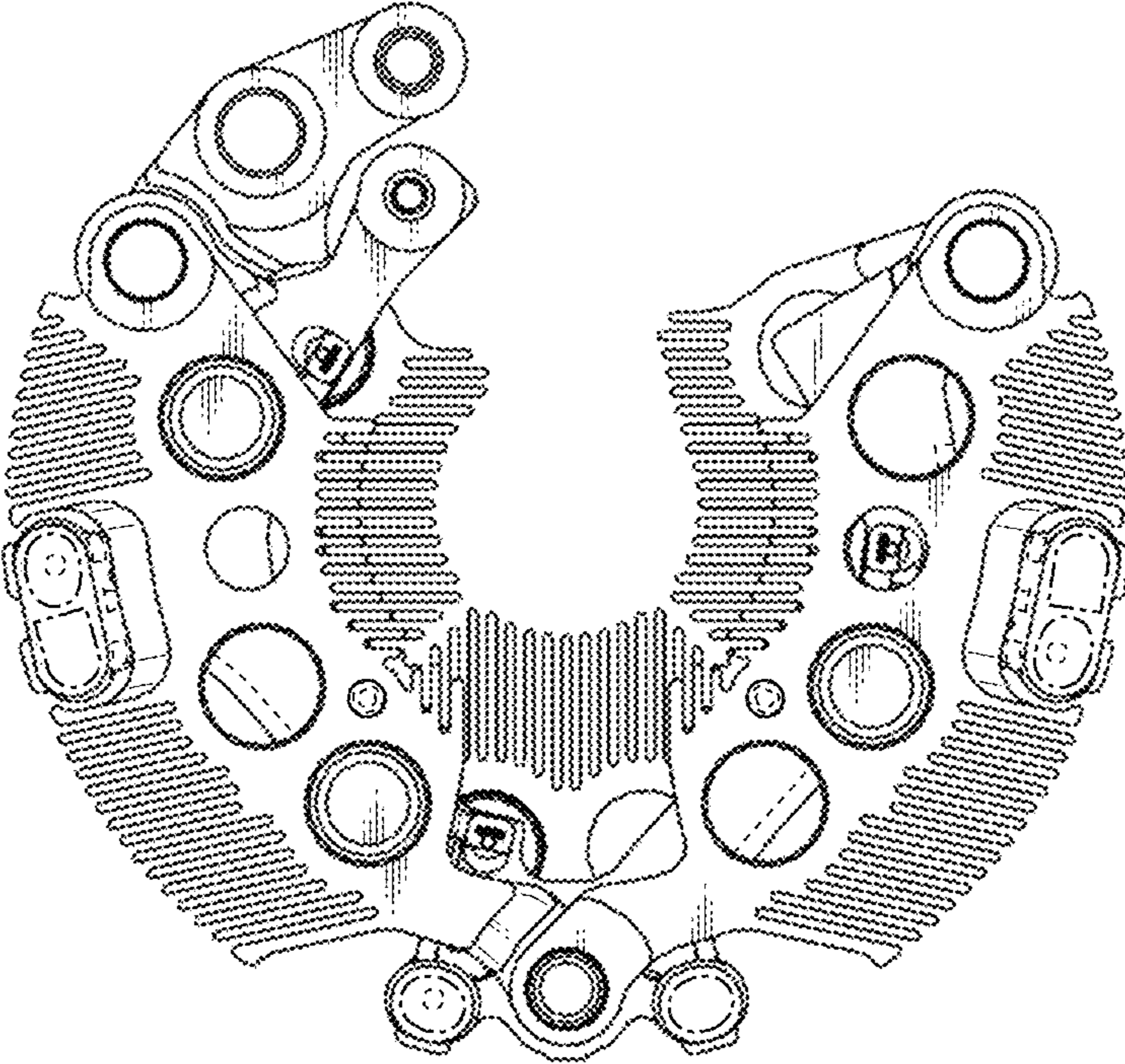




Fig. 5

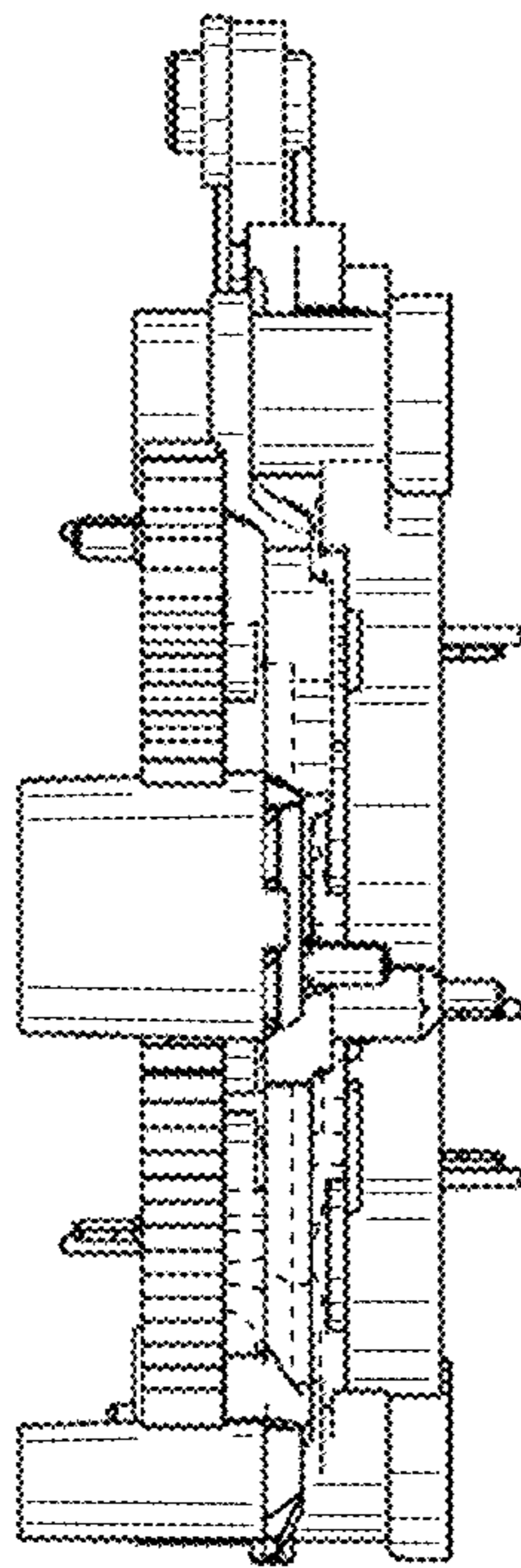


Fig. 6

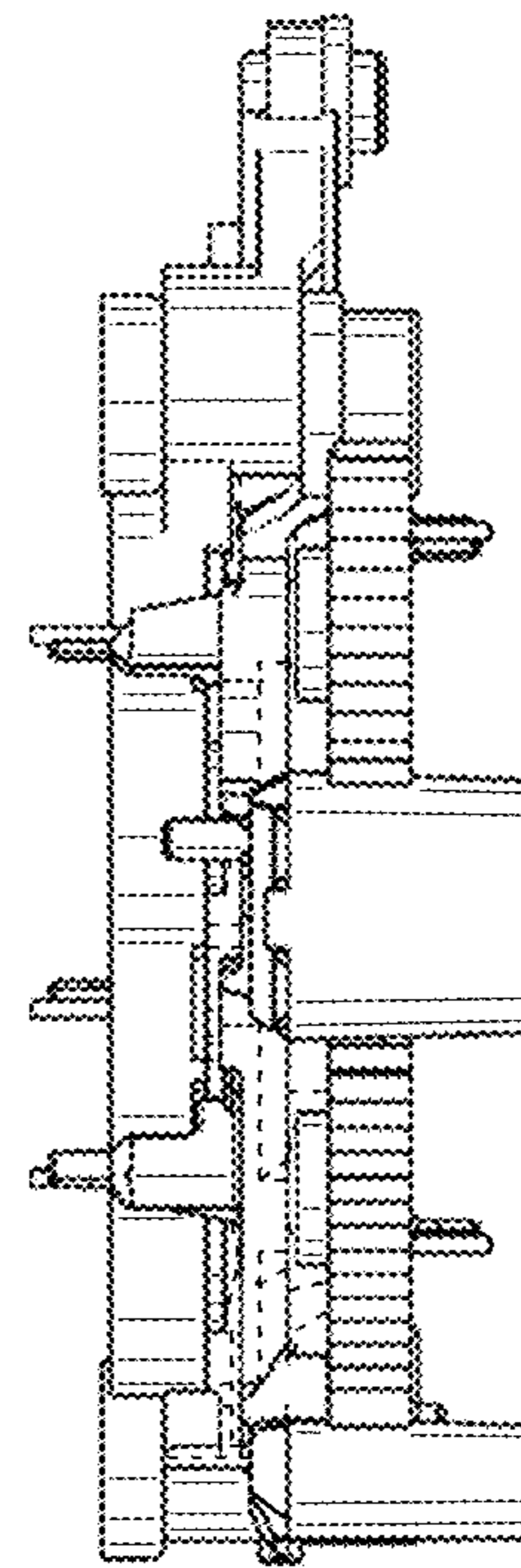


Fig. 7

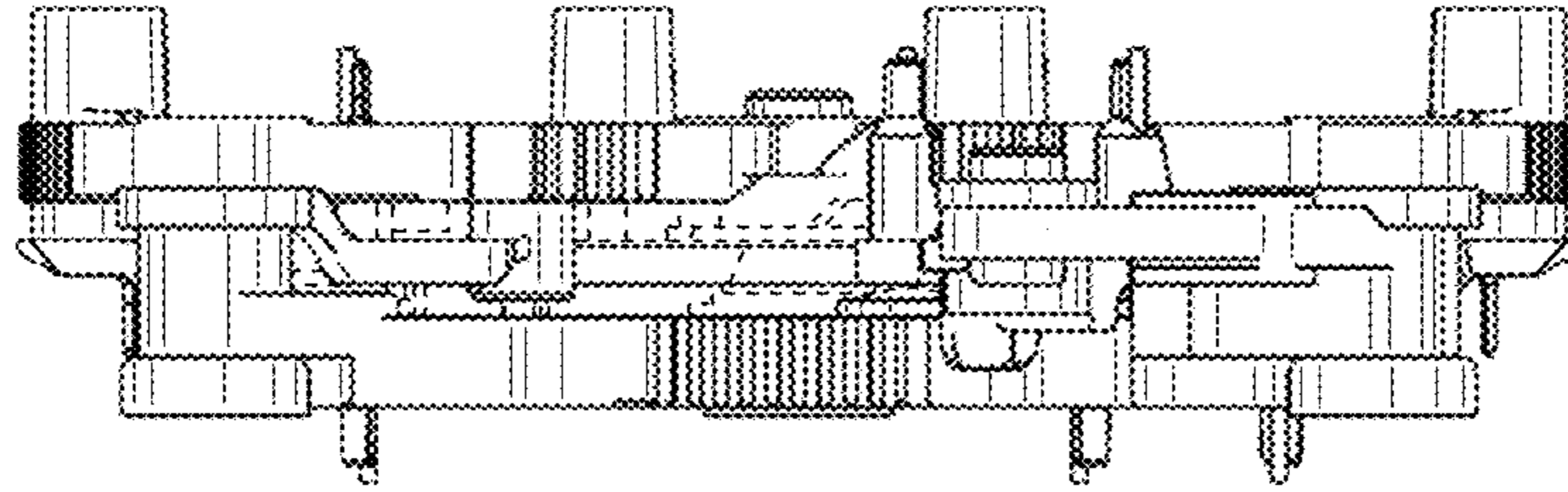


Fig. 8

