



US00D823246S

(12) **United States Design Patent** (10) **Patent No.:** **US D823,246 S**
Lin (45) **Date of Patent:** **** Jul. 17, 2018**

(54) **EARPHONE CHARGING CASE**

10/48; H01M 2200/30; H01M 2250/30;
H01M 2250/40; H01F 38/14;

(71) Applicant: **Shenzhen Dacom Electronics Co., LTD**, Shenzhen (CN)

(Continued)

(72) Inventor: **Chuqiang Lin**, Shenzhen (CN)

(56) **References Cited**

(73) Assignee: **Shenzhen Dacom Electronics., LTD.**, Shenzhen (CN)

U.S. PATENT DOCUMENTS

(**) Term: **15 Years**

D329,328 S * 9/1992 Stephens D28/78
D484,797 S * 1/2004 Kipperman D9/424
(Continued)

(21) Appl. No.: **29/599,792**

OTHER PUBLICATIONS

(22) Filed: **Apr. 6, 2017**

Amazon.com: Dacom Bluetooth V4.2 True Wireless Earphones, Stereo Headphones with Portable Charging Case. Published Jan. 19, 2017. Retrieved from the internet at <<https://www.amazon.com/Dacom-Bluetooth-Earphones-Headphones-Hands-free/dp/B01N9JOU DP#customerReviews>>, Feb. 14, 2018. 1 page.*

(30) **Foreign Application Priority Data**

Nov. 9, 2016 (CN) 2016 3 0544036

(51) **LOC (11) Cl.** **13-02**

Primary Examiner — Rosemary K Tarcza

(52) **U.S. Cl.**

Assistant Examiner — Christy M Nemeth

USPC **D13/108**

(74) *Attorney, Agent, or Firm* — Peter J. Ims; Westman, Champlin & Koehler, P.A.

(58) **Field of Classification Search**

USPC D13/102, 103, 104, 105, 106, 107, 108,
D13/109, 110, 118, 119, 184, 199;
D14/203.3–203.8, 217, 248, 250–253,
D14/432, 434, 440, 450, 496; D3/201,
D3/218, 269, 301, 273, 303; D28/78, 82,
D28/83; D9/432

(57) **CLAIM**

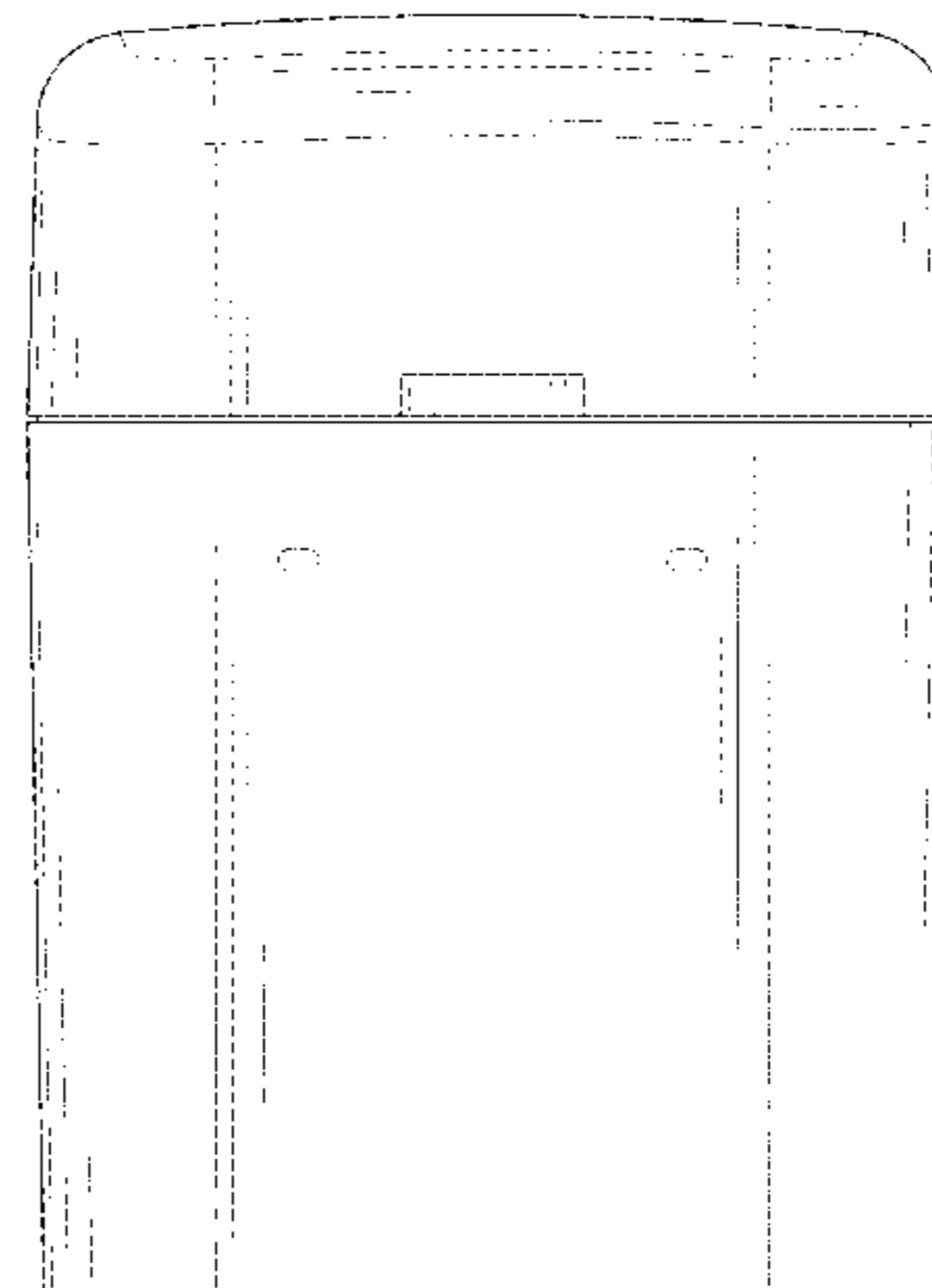
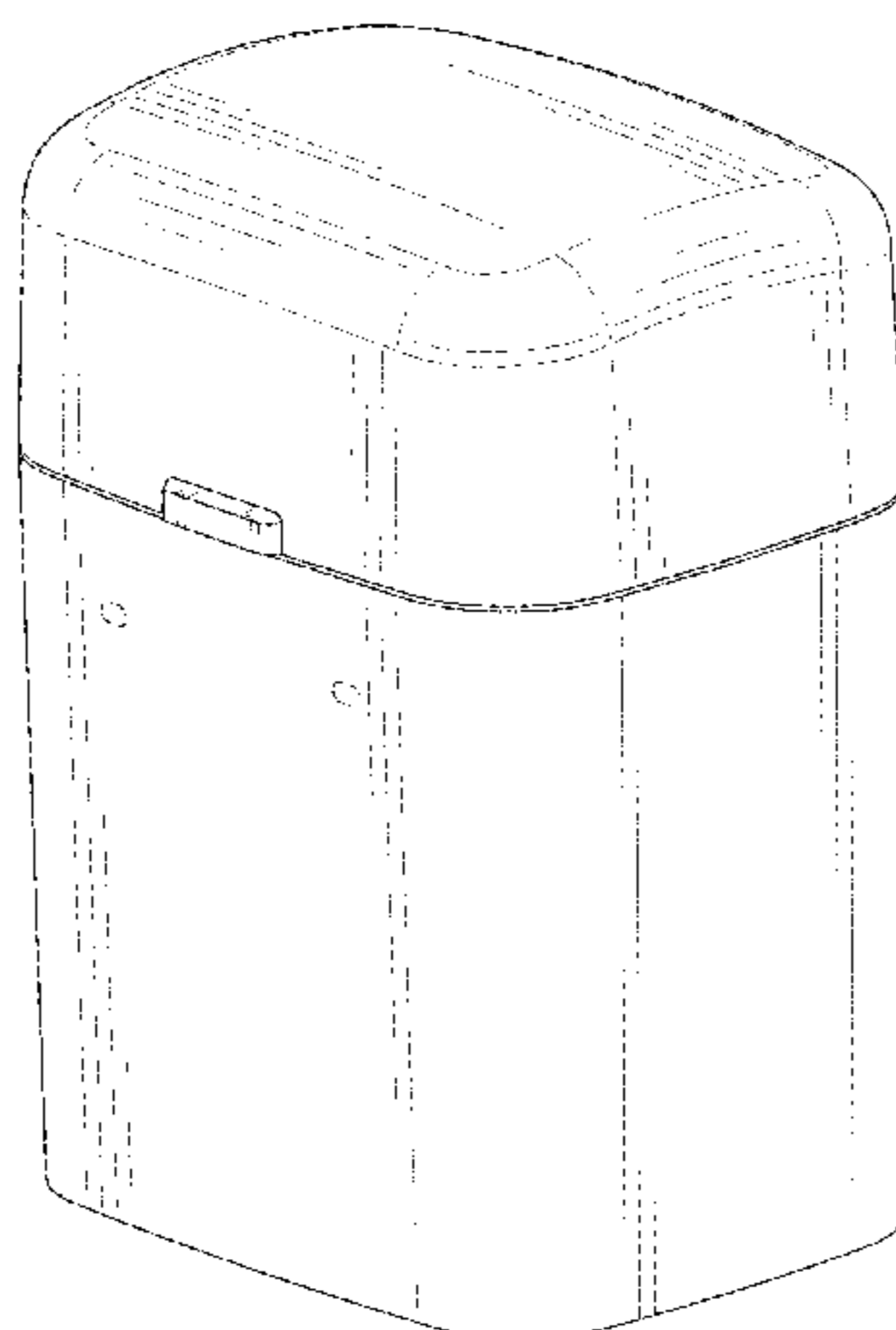
The ornamental design for an earphone charging case, as shown and described.

CPC H02J 2001/008; H02J 3/32; H02J 3/008;
H02J 7/0027; H02J 7/0013; H02J 7/0054;
H02J 7/00; H02J 7/025; H02J 7/0042;
H02J 7/0044; H02J 7/0045; H02J 7/0003;
H02J 7/0055; H02J 7/0057; B60R 16/03;
B60L 11/1809; B60L 11/1861; B60L
11/182; H01R 13/6675; H01R 13/70;
H01R 13/71; H01R 13/66; H01R
2201/26; H01M 2/1022; H01M 2/1055;
H01M 10/44; H01M 10/46; H01M
10/425; H01M 2/02; H01M 2/022; H01M
2/0202; H01M 2/0207; H01M 2/0212;
H01M 10/4257; H01M 10/0436; H01M

DESCRIPTION

FIG. 1 is a front, right-side perspective view of an earphone charging case;
FIG. 2 is a rear, left-side perspective view thereof;
FIG. 3 is a front elevation view thereof;
FIG. 4 is a rear elevation view thereof;
FIG. 5 is a left side elevation view thereof;
FIG. 6 is a right side elevation view thereof;
FIG. 7 is a top plan view thereof;
FIG. 8 is a bottom plan view thereof; and,
FIG. 9 is a front, right-side perspective view of the earphone charging case in an open position.

(Continued)



US D823,246 S

Page 2

The broken lines in the drawings are for the purpose of illustrating portions of the earphone charging case that form no part of the claimed design.

1 Claim, 9 Drawing Sheets

(58) Field of Classification Search

CPC Y02E 60/12; Y02E 60/122; Y02E 60/124;
Y02E 60/50; Y02T 90/14; Y02T 90/122;
Y02T 90/128; Y02T 90/163; H05K 11/02
See application file for complete search history.

(56) References Cited

U.S. PATENT DOCUMENTS

D655,045 S * 2/2012 Paschoal D28/83
D656,093 S * 3/2012 Nomi D13/107

D722,264 S * 2/2015 Saideh D9/418
D730,581 S * 5/2015 Hwang D28/83
D736,468 S * 8/2015 Goswell D28/83
D740,223 S * 10/2015 Yoneta D13/108
D744,855 S * 12/2015 Akana D9/432
D767,514 S * 9/2016 Summers D10/106.95
D772,572 S * 11/2016 Palmborg D3/201
D778,156 S * 2/2017 Follett D9/432
D784,258 S * 4/2017 Vienna D13/108
D789,785 S * 6/2017 Fujiwara D9/424
D790,335 S * 6/2017 Honings D9/424
9,829,953 B2 * 11/2017 Reade G06F 1/3212
D806,648 S * 1/2018 Beedham D13/107
2008/0090622 A1 * 4/2008 Kim H02J 7/0044
455/573
2015/0102777 A1 * 4/2015 Cooper H02J 7/0042
320/114
2018/0014104 A1 * 1/2018 Boesen H04R 1/1025

* cited by examiner




FIG. 1

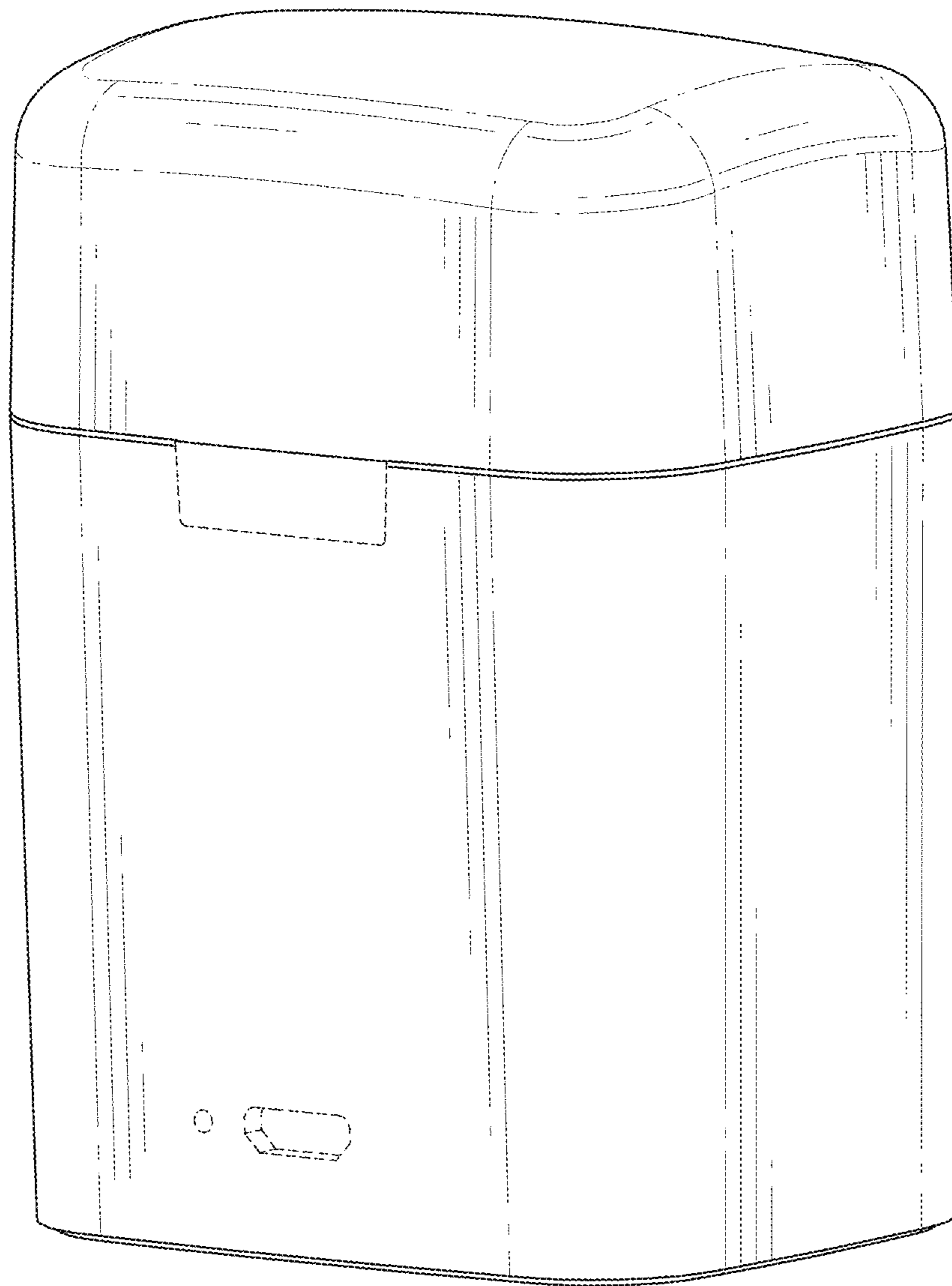


FIG. 2

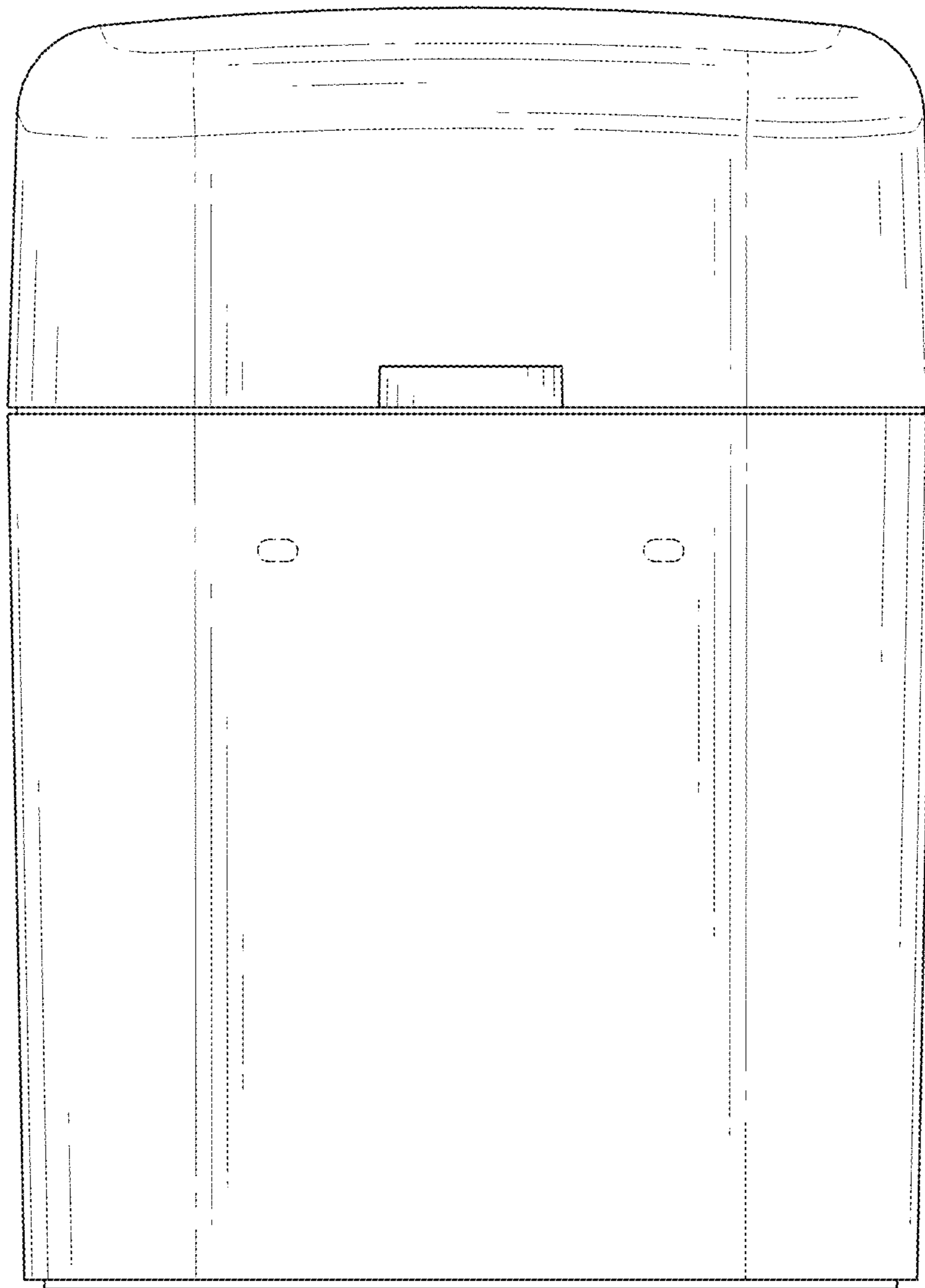


FIG. 3

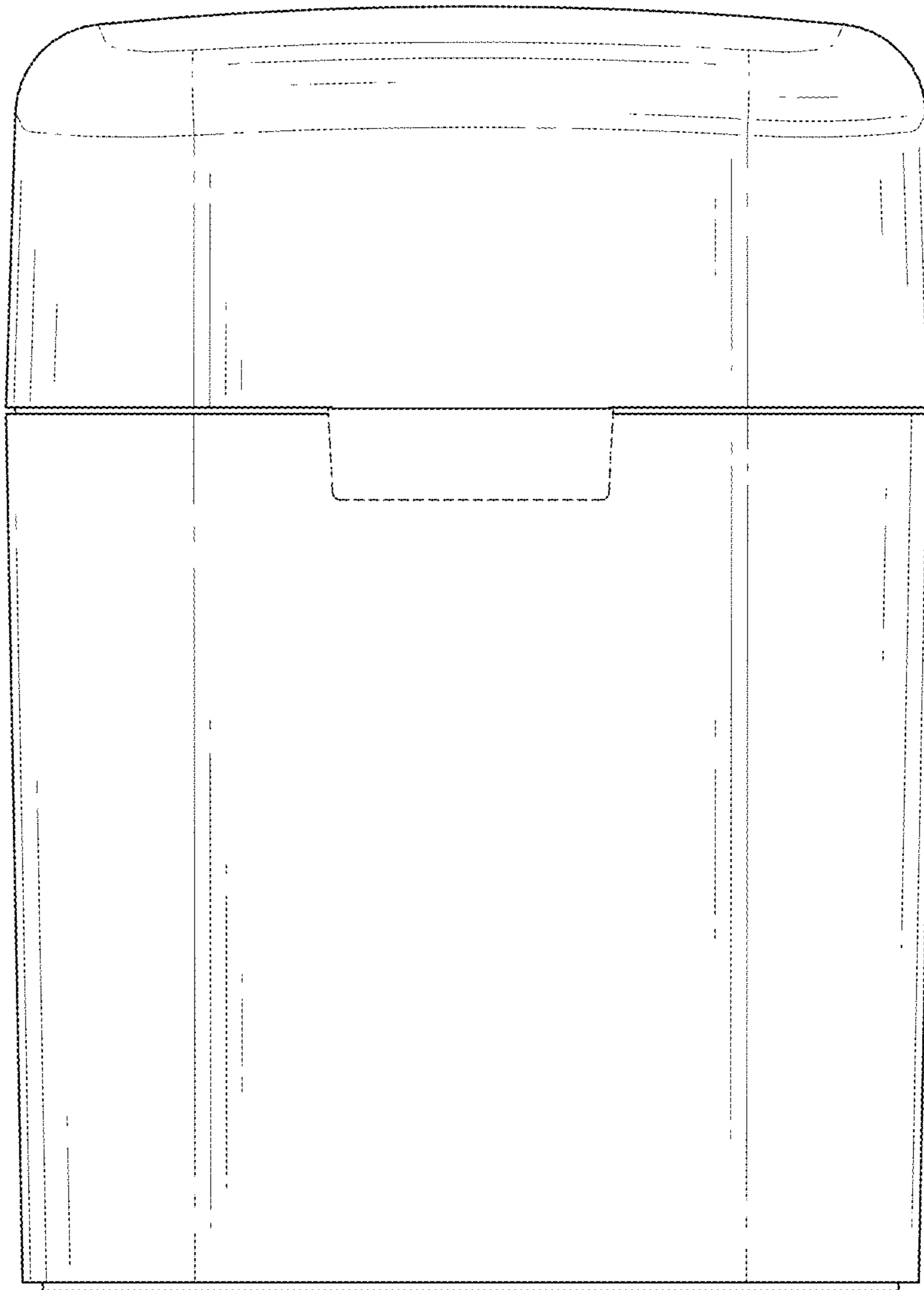


FIG. 4




FIG. 5




FIG. 6

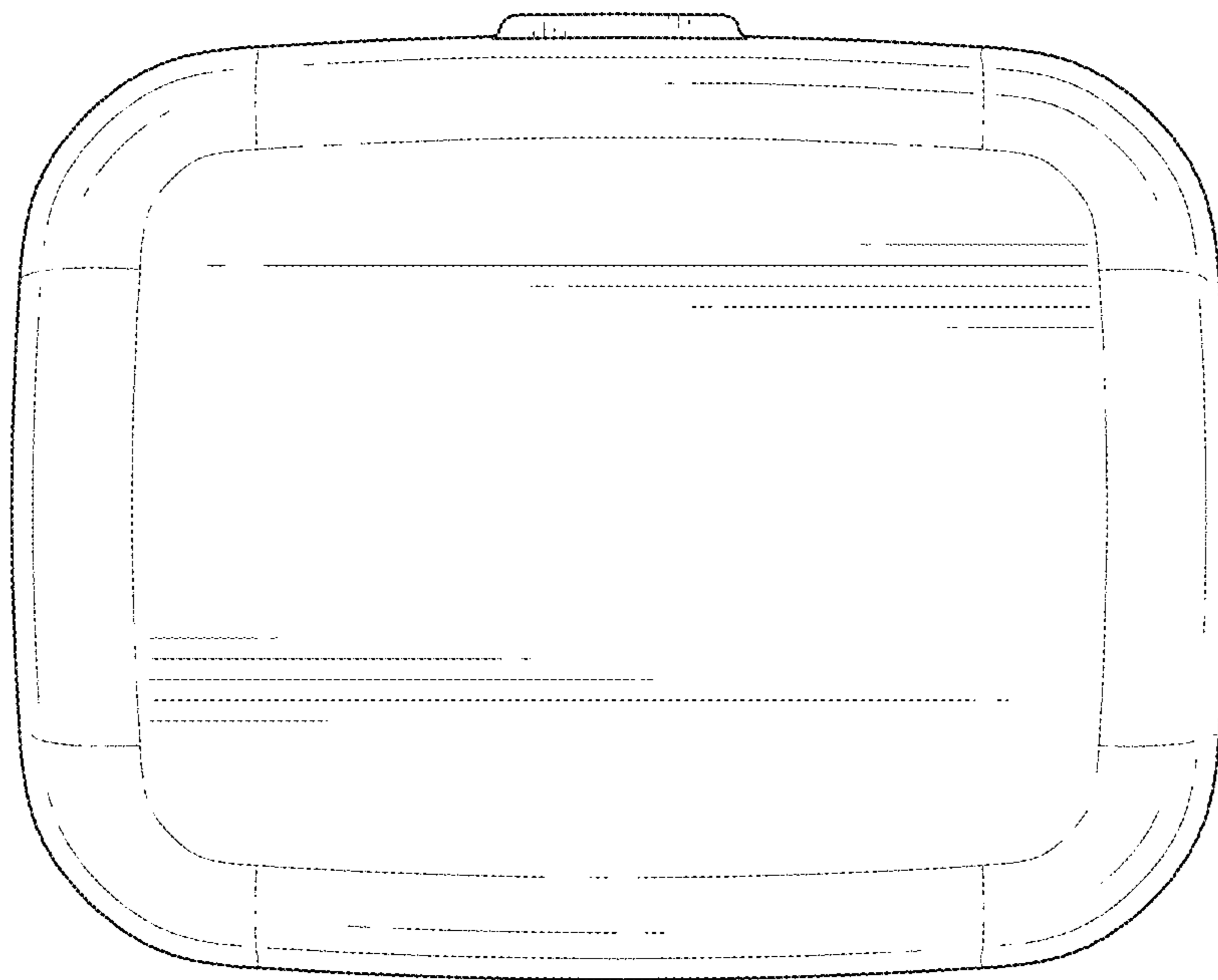


FIG. 7

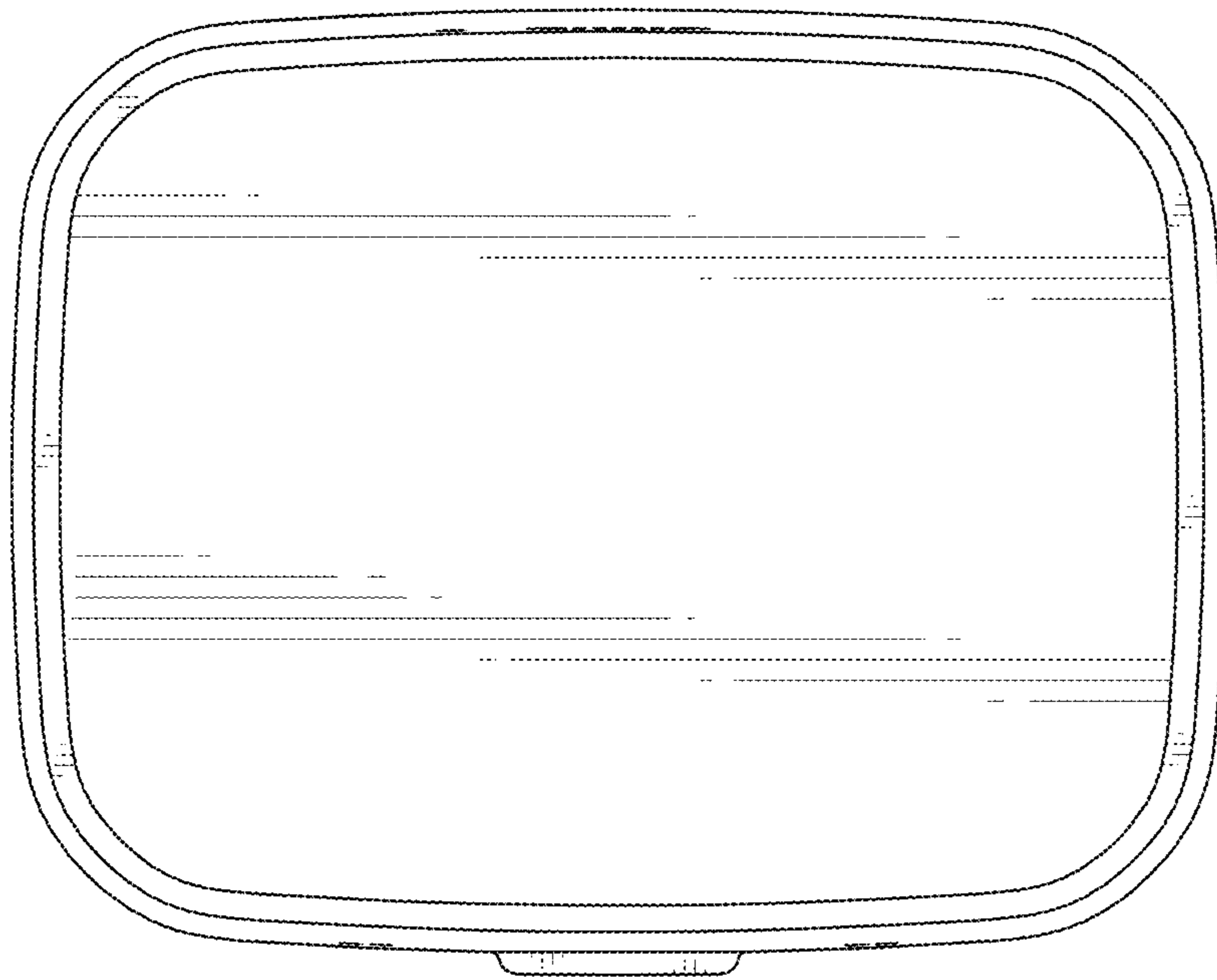


FIG. 8

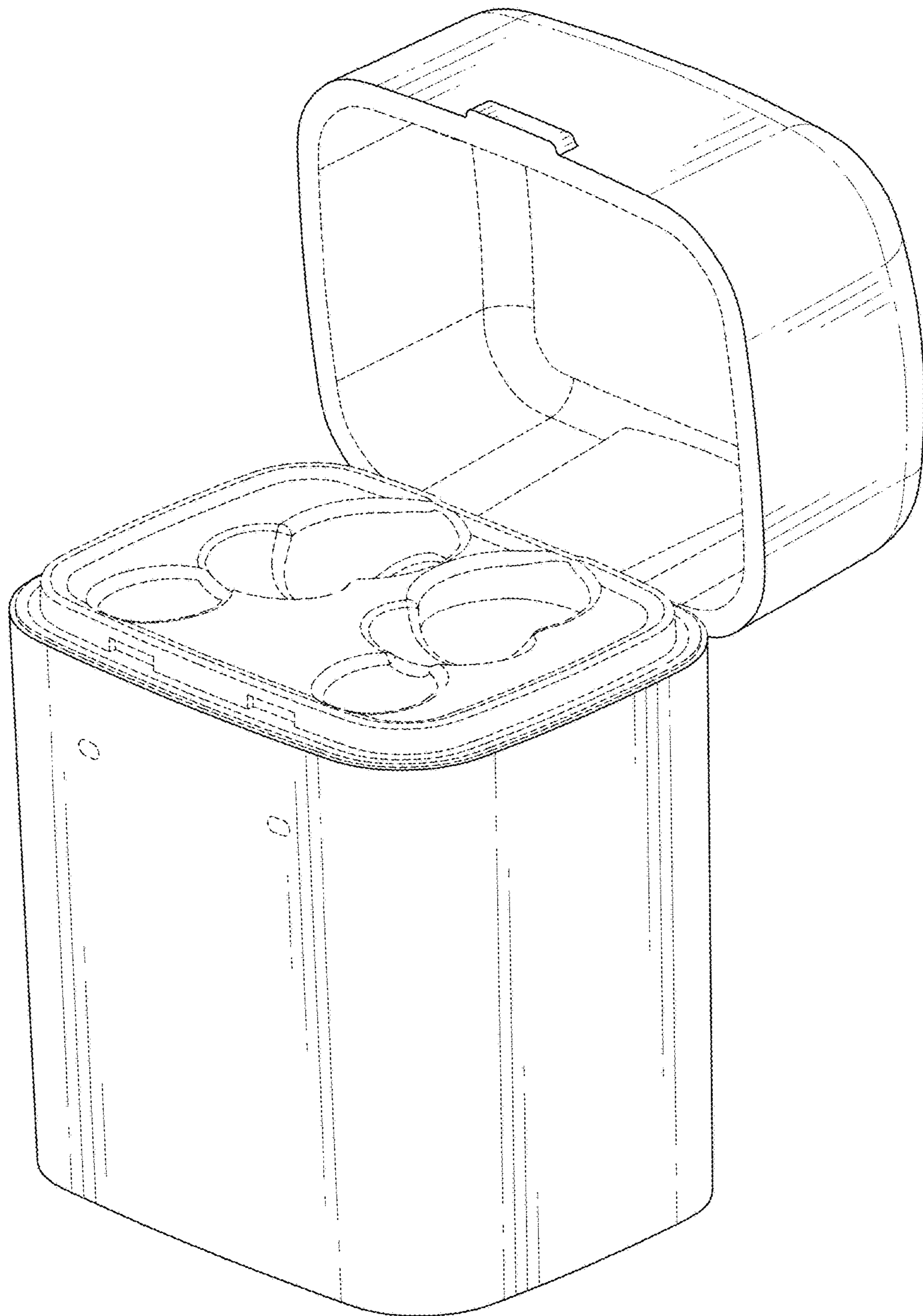


FIG. 9