



US00D823237S

(12) **United States Design Patent** (10) **Patent No.:** **US D823,237 S**  
**Albright et al.** (45) **Date of Patent:** **\*\* Jul. 17, 2018**

(54) **SOLAR PANEL**

(71) Applicant: **Global Solar Energy, Inc.**, Tucson, AZ (US)

(72) Inventors: **Scot Paul Albright**, Tucson, AZ (US); **Dale Huber Anderson**, Tucson, AZ (US); **Victoria Rose Marotto**, Tucson, AZ (US); **Robert Michael Rauschkolb**, Tucson, AZ (US); **Gregory Russell Rentfrow**, Tucson, AZ (US); **Jose Alonso Rodriguez**, Tucson, AZ (US); **Darren Tibor Verebelyi**, Tucson, AZ (US); **Scott Wiedeman**, Tucson, AZ (US)

(73) Assignee: **Global Solar Energy, Inc.**, Tucson, AZ (US)

(\*\*) Term: **15 Years**

(21) Appl. No.: **29/600,317**

(22) Filed: **Apr. 11, 2017**

(51) **LOC (11) Cl.** ..... **13-03**

(52) **U.S. Cl.**  
USPC ..... **D13/102**

(58) **Field of Classification Search**  
USPC ..... D13/101, 102, 118, 184, 199  
CPC ..... H01L 31/00; H01L 31/02; H01L 31/042; H01L 31/045; H01L 31/046; H01L 31/048; H01L 31/05; H01L 31/052; H01L 31/0525; H02S 30/00; H02S 20/10; H02S 20/23; H02S 20/30; H02S 40/34; H02S 40/44; F24J 2/52; F03G 6/00

See application file for complete search history.

(56) **References Cited**

U.S. PATENT DOCUMENTS

D543,501 S \* 5/2007 Yamashita ..... D13/102  
D543,502 S \* 5/2007 Yamashita ..... D13/102  
D762,163 S \* 7/2016 Parilla ..... D13/102

D767,484 S \* 9/2016 Morad ..... D13/102  
D780,109 S \* 2/2017 Wiedeman ..... D13/102  
D788,027 S \* 5/2017 Gibson ..... D13/102  
2016/0301358 A1\* 10/2016 Lee ..... A01M 29/32  
2017/0272031 A1\* 9/2017 Yuque ..... H02S 40/425

\* cited by examiner

*Primary Examiner* — Daniel Bui

(74) *Attorney, Agent, or Firm* — Kolisch Hartwell, P.C.

(57) **CLAIM**

The ornamental design for a solar panel, as shown and described.

**DESCRIPTION**

FIG. 1 is a front elevational view of a solar panel showing our new design;

FIG. 2 is a bottom plan view thereof. The top plan view is a mirror image of the bottom plan view; and

FIG. 3 is a left side elevation view thereof. The right side elevational view is a mirror image of the left side elevation view.

FIG. 4 is an isometric view thereof;

FIG. 5 is a front plan view of an alternative solar panel of indeterminate length, showing my new design;

FIG. 6 is a bottom elevation thereof;

FIG. 7 is a left side elevation thereof; and,

FIG. 8 is a perspective view of an alternative solar panel showing my new design.


The right side elevation of each solar panel is a mirror image of the left side elevation, and so the right side views have been omitted.

The top elevation of each solar panel is a mirror image of the bottom elevation, and so the top elevation views have been omitted.

The rear elevational view is unclaimed and forms no part of the design. The symbol brake-lines shown in FIG. 1 represents the indeterminate length.

The dashed lines and structure they depict form no part of the claimed design.

**1 Claim, 8 Drawing Sheets**






FIG. 1



**FIG. 2**



FIG. 3




FIG. 4




FIG. 5



**FIG. 6**



FIG. 7



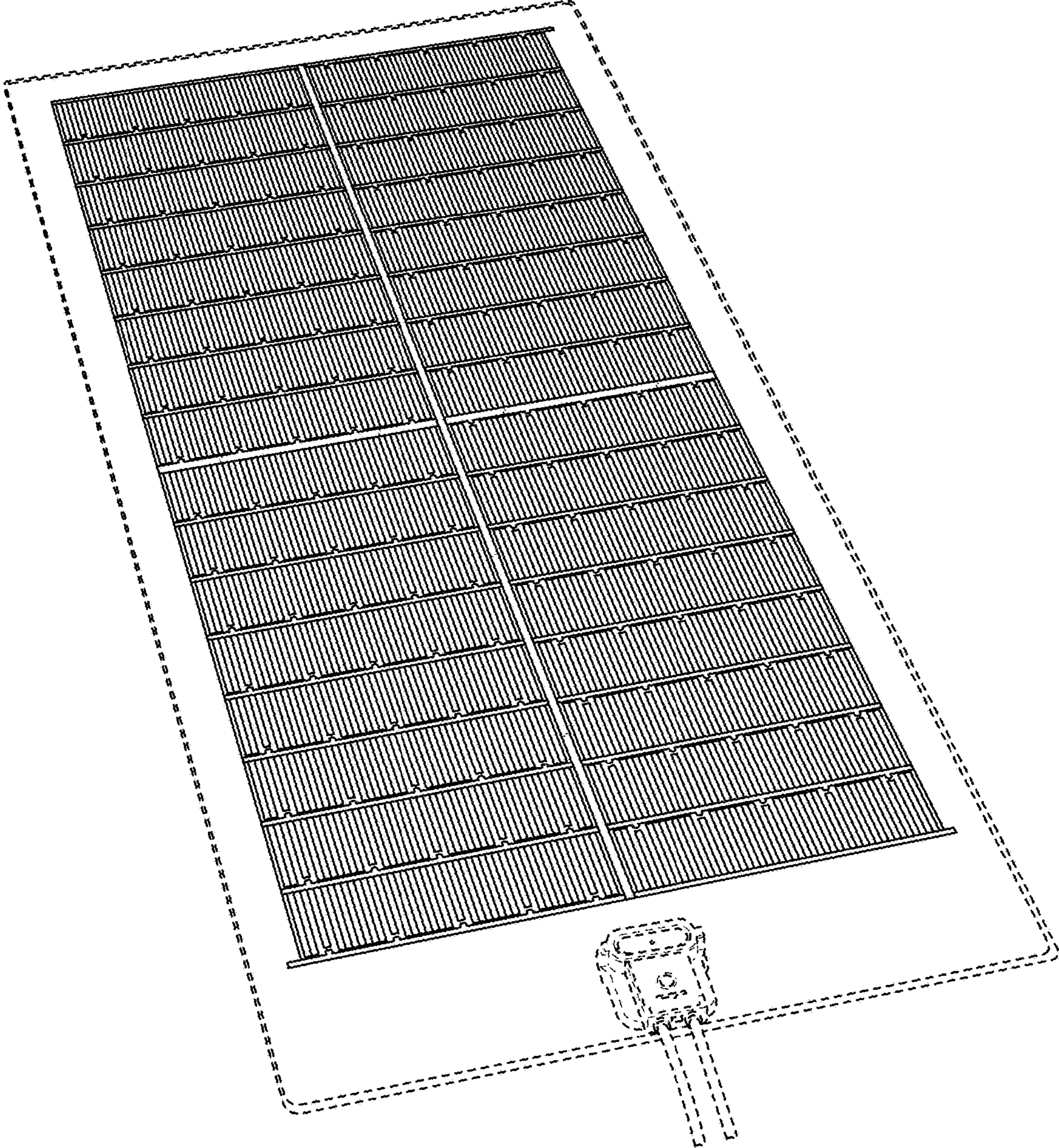


FIG. 8