



US00D823234S

(12) **United States Design Patent**
Bonko et al.

(10) **Patent No.:** **US D823,234 S**

(45) **Date of Patent:** **** Jul. 17, 2018**

(54) **TIRE**

(71) Applicant: **The Goodyear Tire & Rubber Company, Akron, OH (US)**

(72) Inventors: **Mark Leonard Bonko**, Uniontown, OH (US); **Richard Winfield Harden, Jr.**, Tallmadge, OH (US); **Richard Daniel Entler**, Madison, OH (US); **Jonathan James Shondel**, Massillon, OH (US); **Charles Kenneth Schmalix**, Canal Fulton, OH (US)

(73) Assignee: **The Goodyear Tire & Rubber Company, Akron, OH (US)**

(**) Term: **15 Years**

(21) Appl. No.: **29/585,601**

(22) Filed: **Nov. 28, 2016**

(51) **LOC (11) Cl.** **12-15**

(52) **U.S. Cl.**
USPC **D12/587**

(58) **Field of Classification Search**
USPC D12/579, 586, 587, 588, 589, 590, 594, D12/600, 601
CPC B60C 11/03; B60C 2011/0386; B60C 2011/0388; B60C 11/04
See application file for complete search history.

(56) **References Cited**

U.S. PATENT DOCUMENTS

D175,996 S	11/1955	Amspoker	90/20
D265,184 S	6/1982	Hammond	D12/15
D269,002 S	5/1983	Hammond	D12/15
D269,003 S	5/1983	Hammond	D12/15
D288,914 S	3/1987	Hinkel et al.	D12/143
D289,025 S	3/1987	Stelzer	D12/142
D290,941 S *	7/1987	Matsuda	D12/586
D291,549 S *	8/1987	Neale	D12/586

D295,733 S *	5/1988	Adam	D12/588
4,756,352 A *	7/1988	Ogawa	B60C 11/01 152/209.14
4,832,099 A *	5/1989	Matsumoto	B60C 11/0302 152/209.23
D312,601 S *	12/1990	Adam	D12/586

(Continued)

Primary Examiner — Robert M. Spear

(74) *Attorney, Agent, or Firm* — Robert N. Lipsik

(57) **CLAIM**

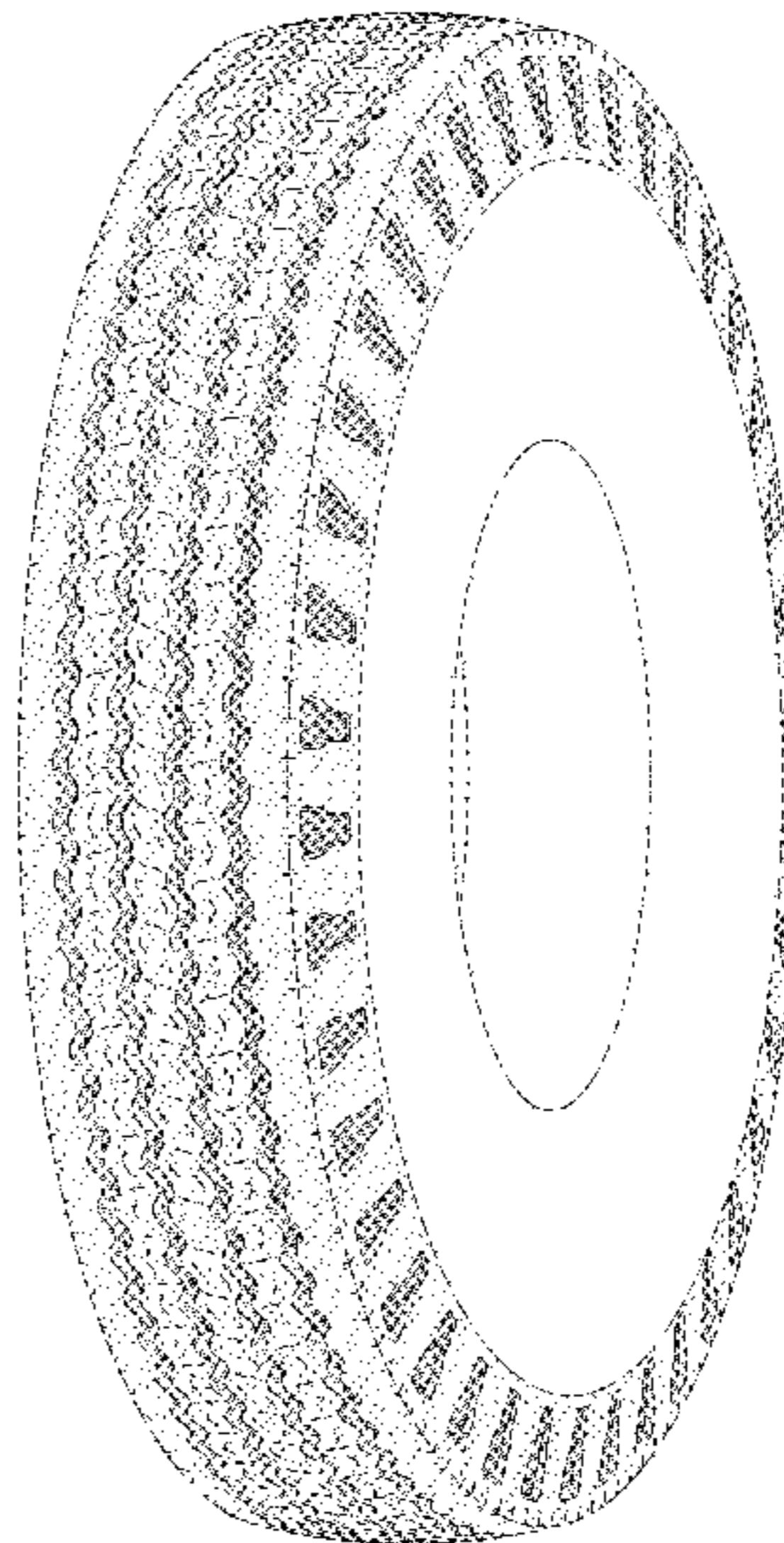

The ornamental design for a tire, as shown and described.

DESCRIPTION

FIG. 1 is a perspective view of a tire showing our new design, it being understood that the pattern repeats uniformly throughout the circumference of the tread;
 FIG. 2 is a front elevational view thereof;
 FIG. 3 is a right side elevational view thereof; the left side elevational view being identical thereto;
 FIG. 4 is an enlarged fragmentary front elevational view thereof;
 FIG. 5 is a perspective view of a second embodiment of a tire showing our new design, it being understood that the pattern repeats uniformly throughout the circumference of the tread and that the opposite side view is identical thereto;
 FIG. 6 is a front elevational view of a second embodiment, it being understood that an enlarged fragmentary view thereof would be substantially identical to that shown in FIG. 4, with the exception of the inclusion of the sidewall in solid lines; and,
 FIG. 7 is a cross-sectional view taken along line 7-7 of FIG. 2.

In the drawings, the broken lines showing of the sidewall, inner bead and the peripheral boundary between the tire tread and the sidewall in FIGS. 1 through 4 depict environmental subject matter and form no part of the claimed design.

1 Claim, 7 Drawing Sheets



(56)

References Cited

U.S. PATENT DOCUMENTS

D313,208 S 12/1990 Cottrell D12/143
 4,986,325 A * 1/1991 Matsumoto B60C 11/0302
 152/209.17
 D317,427 S * 6/1991 Enoki D12/586
 D317,737 S * 6/1991 Enoki D12/586
 D318,035 S * 7/1991 Enoki D12/586
 D348,238 S * 6/1994 Ebbott D12/586
 D352,487 S 11/1994 Paulin et al. D12/143
 D367,447 S 2/1996 Hammond et al. D12/143
 D382,518 S 8/1997 Labbe et al. D12/143
 D382,519 S * 8/1997 Young D12/586
 D388,030 S 12/1997 Schuster D12/142
 D388,031 S 12/1997 Loeffler et al. D12/143
 D390,511 S 2/1998 Rowe D12/143
 D391,533 S 3/1998 Labbe et al. D12/143
 D397,646 S 9/1998 Labbe et al. D12/143
 D402,236 S 12/1998 Harris et al. D12/142
 D402,237 S 12/1998 Harris et al. D12/142
 D402,238 S * 12/1998 Young D12/586
 D405,729 S * 2/1999 Hagmaier D12/586

D415,721 S 10/1999 Zurita D12/143
 D429,188 S 8/2000 Schuster et al. D12/143
 D496,329 S 9/2004 Thomas et al. D12/583
 D500,010 S 12/2004 Maziarka et al. D12/590
 D500,287 S * 12/2004 Gojo D12/586
 D559,773 S * 1/2008 Campana D12/579
 D601,082 S 9/2009 Cazin-Bourguignon
 et al. D12/583
 D604,230 S 11/2009 Brown et al. D12/588
 D605,108 S 12/2009 Brown et al. D12/588
 D619,529 S 7/2010 Georges et al. D12/590
 D640,968 S 7/2011 Cazin-Bourguignon
 et al. D12/583
 D645,807 S 9/2011 Scharis et al. D12/583
 D645,809 S 9/2011 Murphy et al. D12/586
 D646,630 S 10/2011 Scharis et al. D12/600
 D651,556 S * 1/2012 Westaway D12/586
 D667,779 S 9/2012 Murphy et al. D12/587
 D673,897 S * 1/2013 Krier D12/587
 D759,581 S 6/2016 Wang et al. D12/586
 D772,149 S * 11/2016 Kwak D12/587
 D776,607 S * 1/2017 Conzett D12/600

* cited by examiner

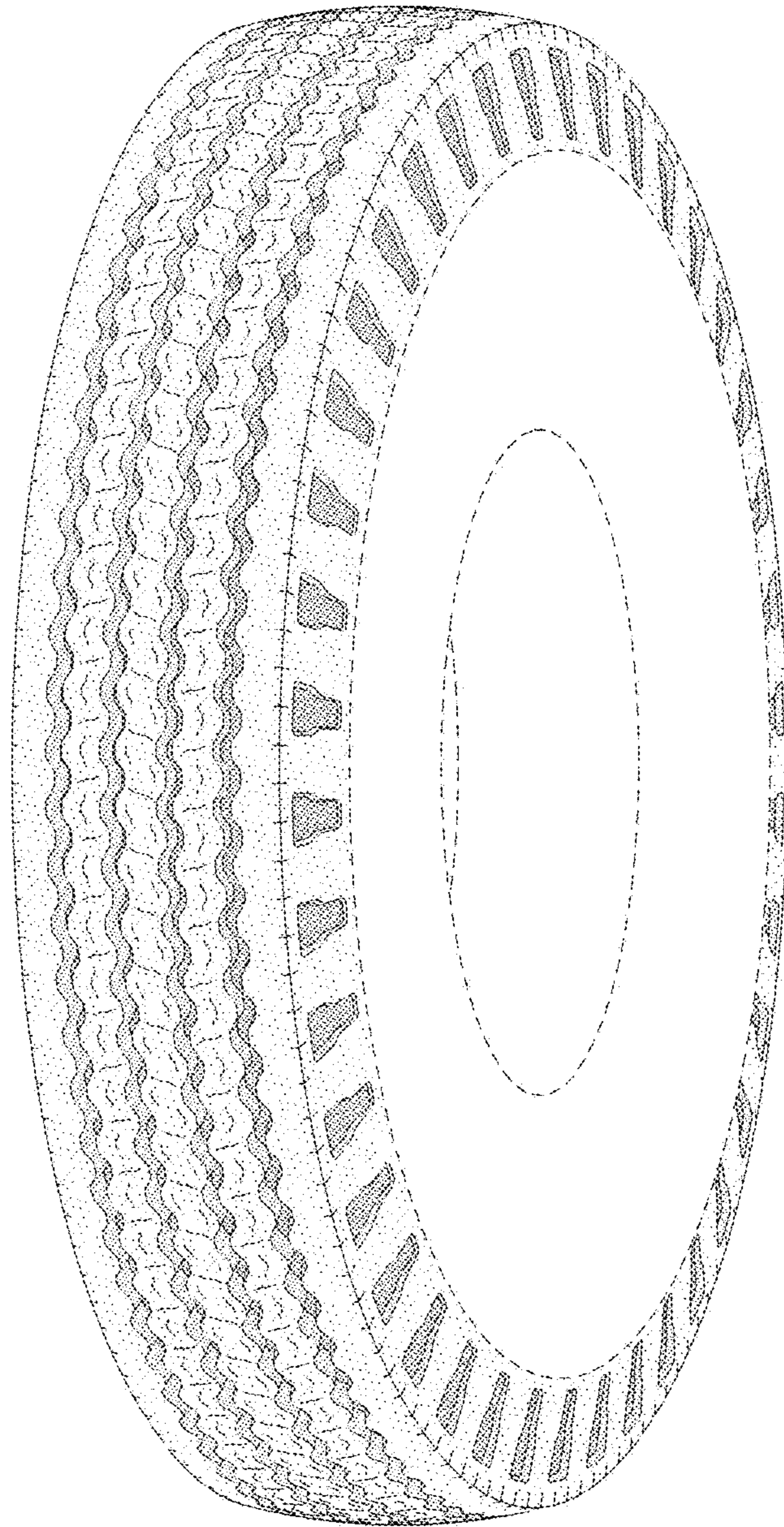


FIG - 1

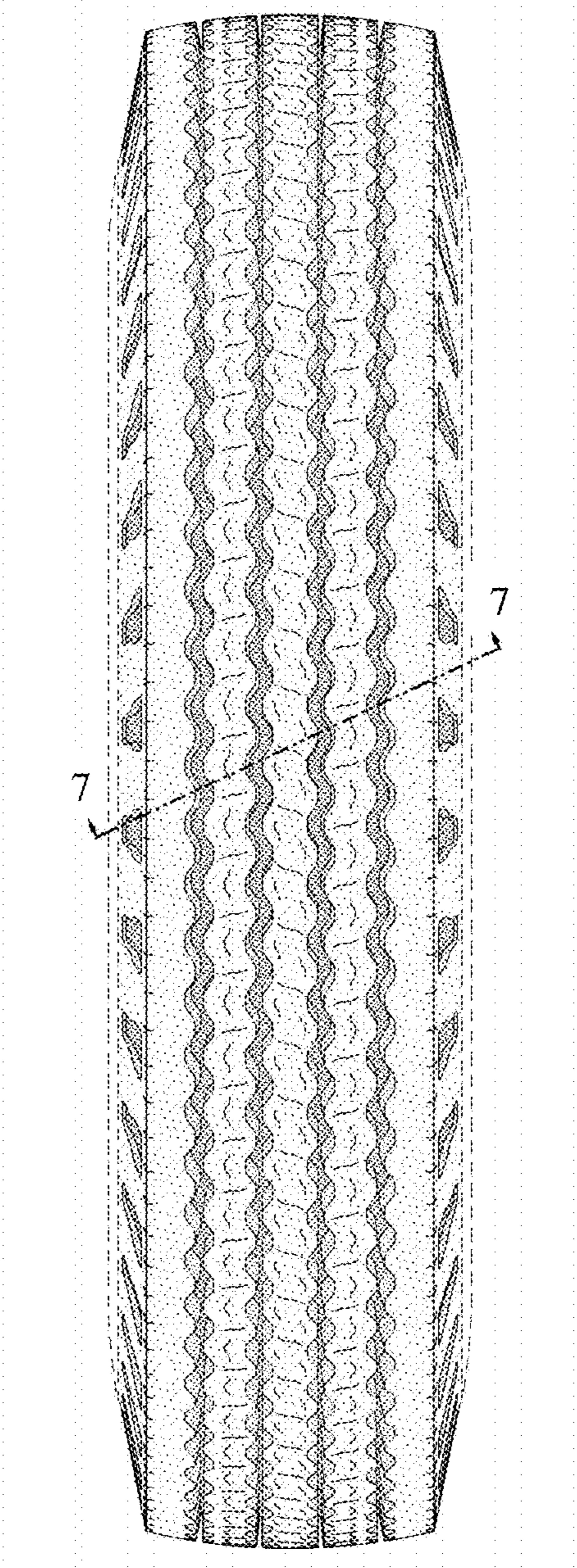


FIG - 2

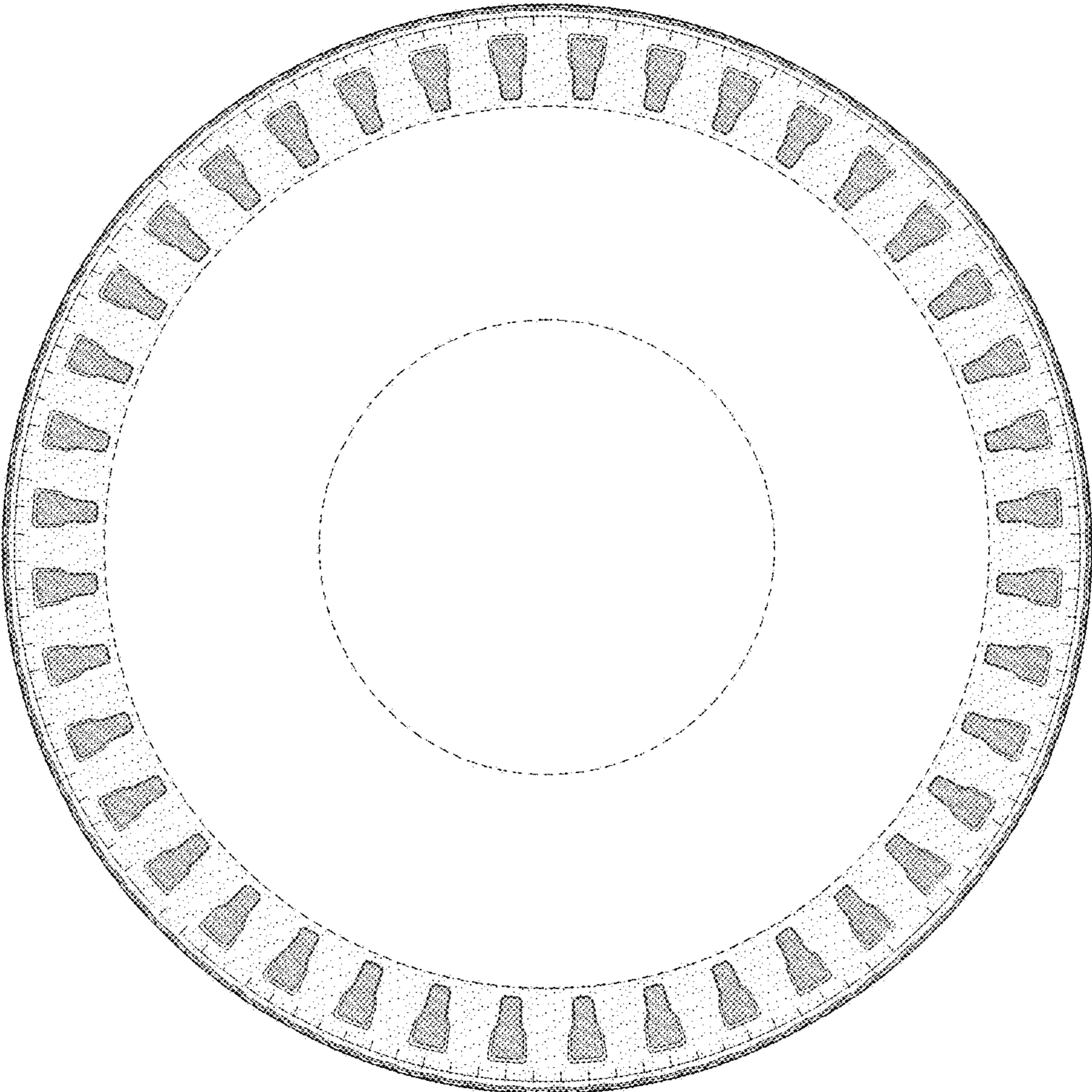


FIG - 3

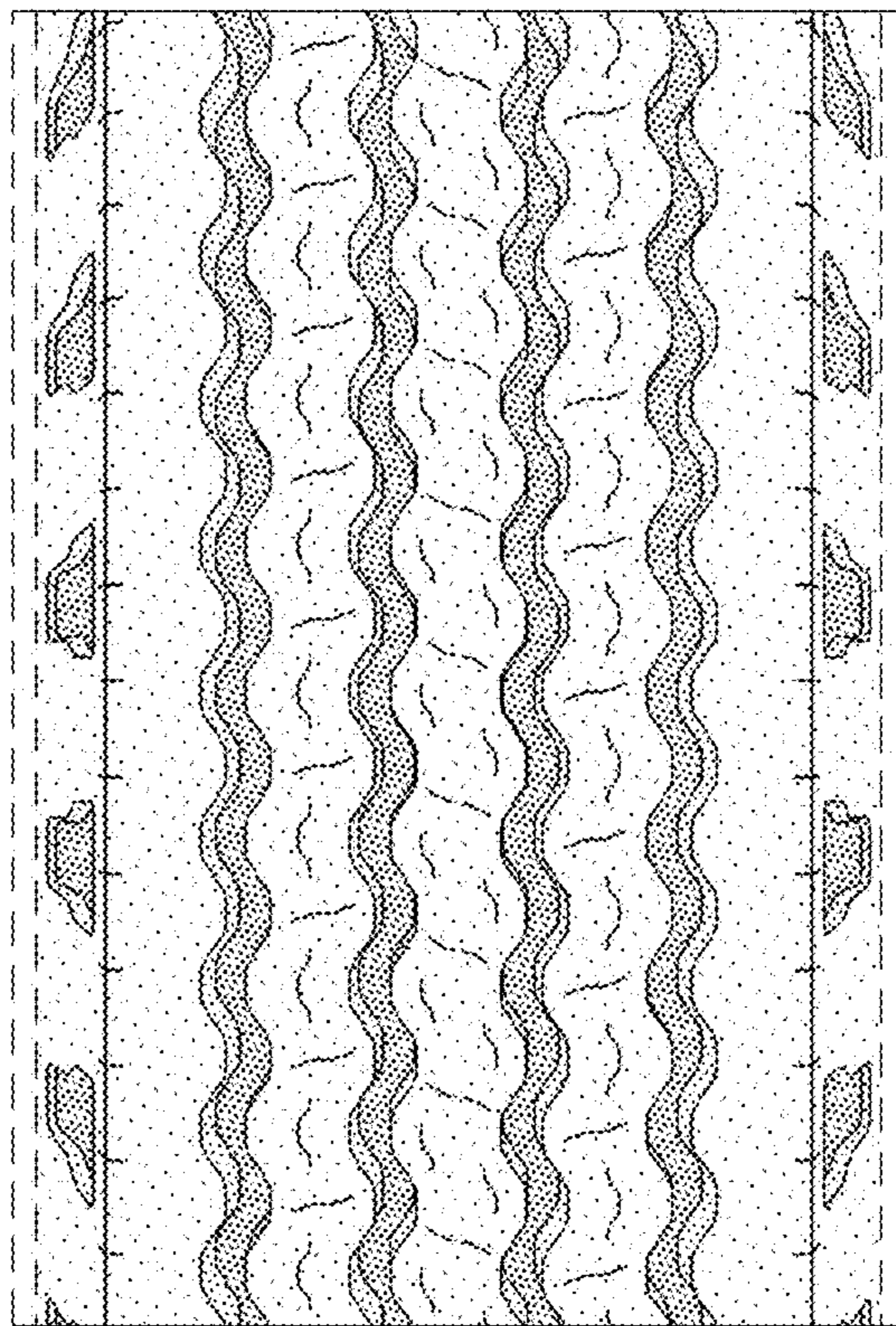


FIG - 4

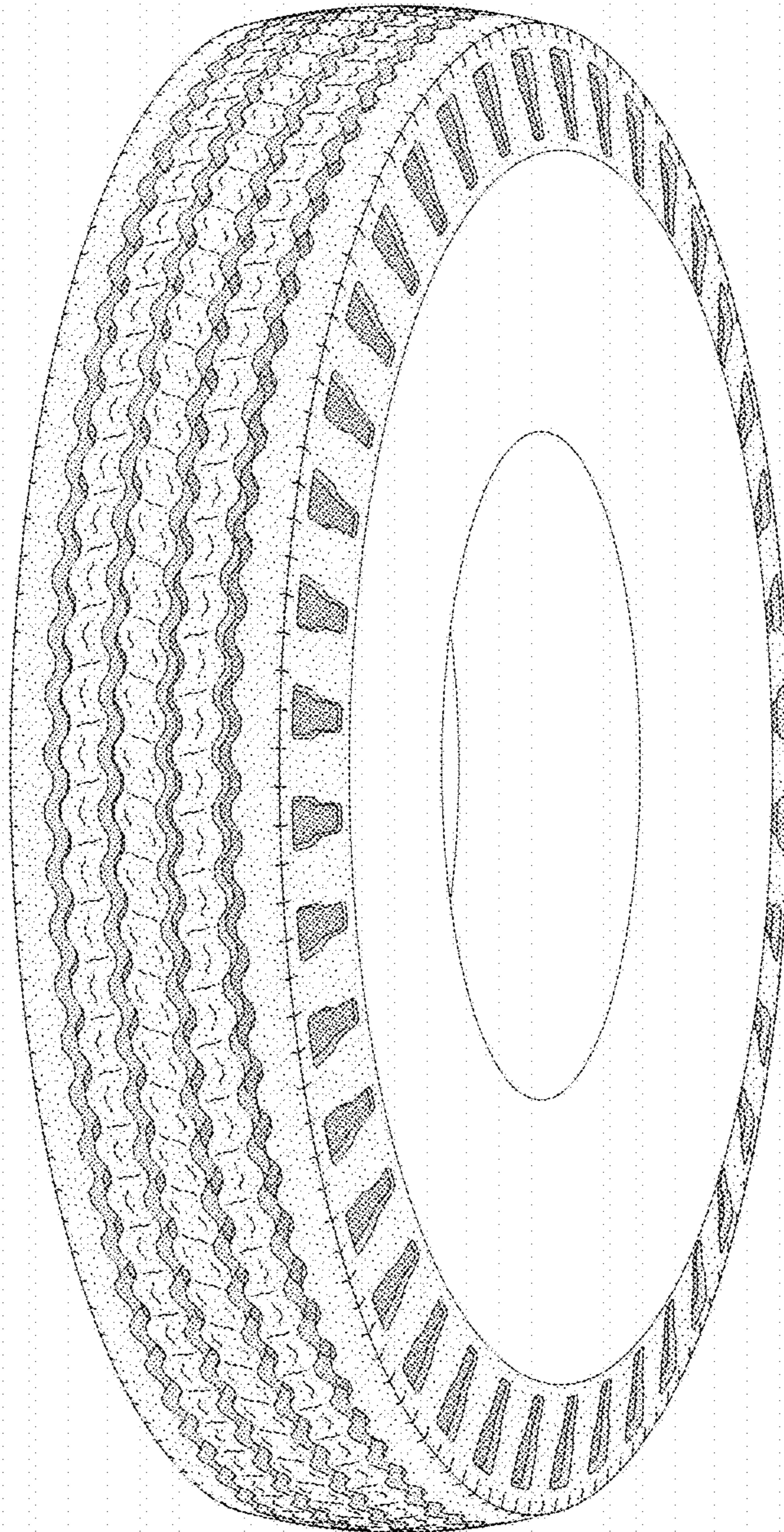


FIG - 5

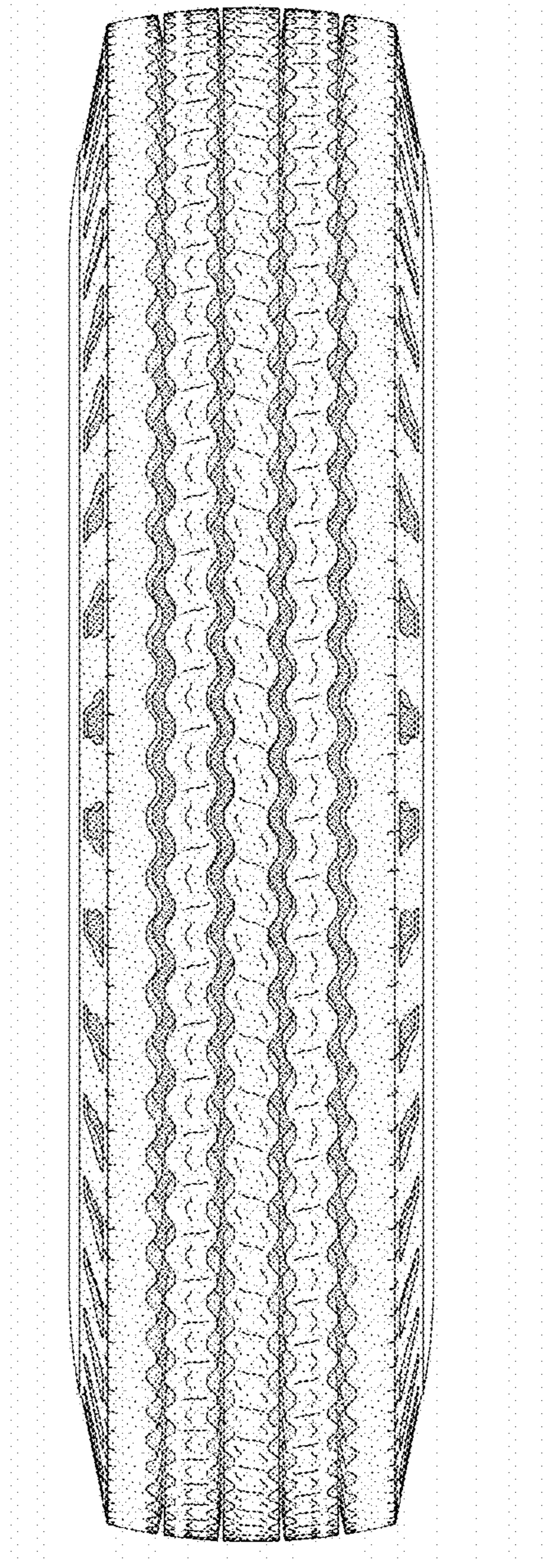


FIG - 6

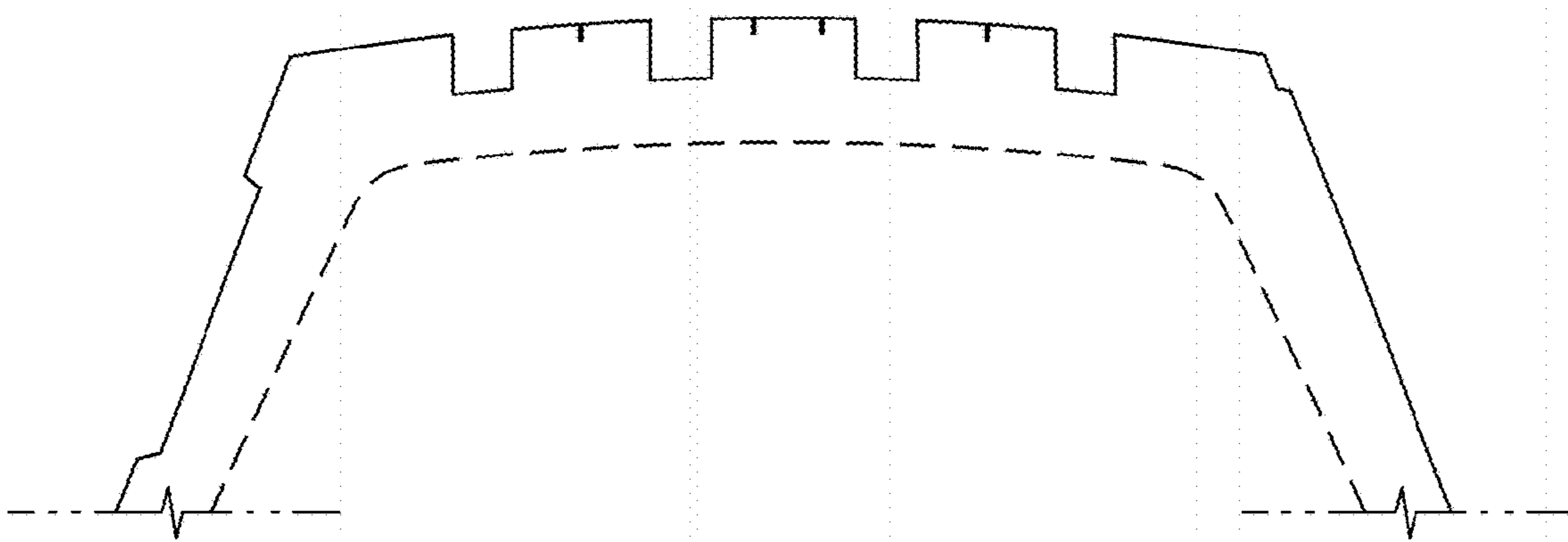


FIG - 7