



US00D823197S

(12) **United States Design Patent** (10) **Patent No.:** **US D823,197 S**  
**Bucher et al.** (45) **Date of Patent:** **\*\* Jul. 17, 2018**

(54) **VEHICLE HOOD**

(71) Applicant: **Ford Global Technologies, LLC,**  
Dearborn, MI (US)

(72) Inventors: **George Bucher,** Dearborn, MI (US);  
**James Grake,** Beverly Hills, MI (US)

(73) Assignee: **Ford Global Technologies, LLC,**  
Dearborn, MI (US)

(\*\*) Term: **15 Years**

(21) Appl. No.: **29/593,066**

(22) Filed: **Feb. 6, 2017**

(51) **LOC (11) Cl.** ..... **12-08**

(52) **U.S. Cl.**  
USPC ..... **D12/173**

(58) **Field of Classification Search**  
USPC ..... D12/92, 163, 169, 173  
CPC . B60J 7/00; B60R 21/34; B62D 25/08; B62D  
25/10; B60K 28/10; B60Q 1/00  
See application file for complete search history.

(56) **References Cited**

**U.S. PATENT DOCUMENTS**

D422,252 S *	4/2000	Sacco	.....	D12/173
6,293,362 B1 *	9/2001	Sasaki	.....	E05B 77/08 180/274
D495,631 S *	9/2004	Metros	.....	D12/173
D496,611 S *	9/2004	Kneefel	.....	D12/173
D718,686 S *	12/2014	Hammoud	.....	D12/173
D777,620 S *	1/2017	Pevovar	.....	D12/173
D779,399 S *	2/2017	Bucher	.....	D12/173
D787,387 S *	5/2017	Curic	.....	D12/173
D787,389 S *	5/2017	Wolff	.....	D12/173
D790,415 S *	6/2017	Woolley	.....	D12/173

D808,310 S *	1/2018	Zavatski	.....	D12/173
D808,311 S *	1/2018	Piscitelli	.....	D12/173
D813,121 S *	3/2018	Swaneger	.....	D12/173
2002/0033294 A1 *	3/2002	Ishizaki	.....	B60R 21/0136 180/274
2005/0211484 A1 *	9/2005	Ellerman	.....	B62D 25/16 180/69.2
2007/0102219 A1 *	5/2007	Park	.....	B60R 21/38 180/274
2008/0185871 A1 *	8/2008	Ishiyama	.....	B60R 21/34 296/187.04
2013/0270870 A1 *	10/2013	O'Brien	.....	B62D 25/10 296/193.11
2017/0232926 A1 *	8/2017	Barbat	.....	B60R 21/38 180/274
2017/0355400 A1 *	12/2017	Weston	.....	B60R 13/005

\* cited by examiner

*Primary Examiner* — Susan Bennett Hattan

*Assistant Examiner* — Suzanne E Tisdell

(74) *Attorney, Agent, or Firm* — James Dottavio


(57) **CLAIM**

The ornamental design for a vehicle hood, as shown.

**DESCRIPTION**

FIG. 1 is a top left perspective view of a vehicle hood, showing our new design;  
FIG. 2 is a bottom left perspective view thereof;  
FIG. 3 is a top rear outside perspective view thereof;  
FIG. 4 is a front elevational view thereof;  
FIG. 5 is a rear elevational view thereof;  
FIG. 6 is a left side elevational view thereof;  
FIG. 7 is a right side elevational view thereof;  
FIG. 8 is a top plan view thereof; and,  
FIG. 9 is a bottom plan view thereof.

**1 Claim, 9 Drawing Sheets**



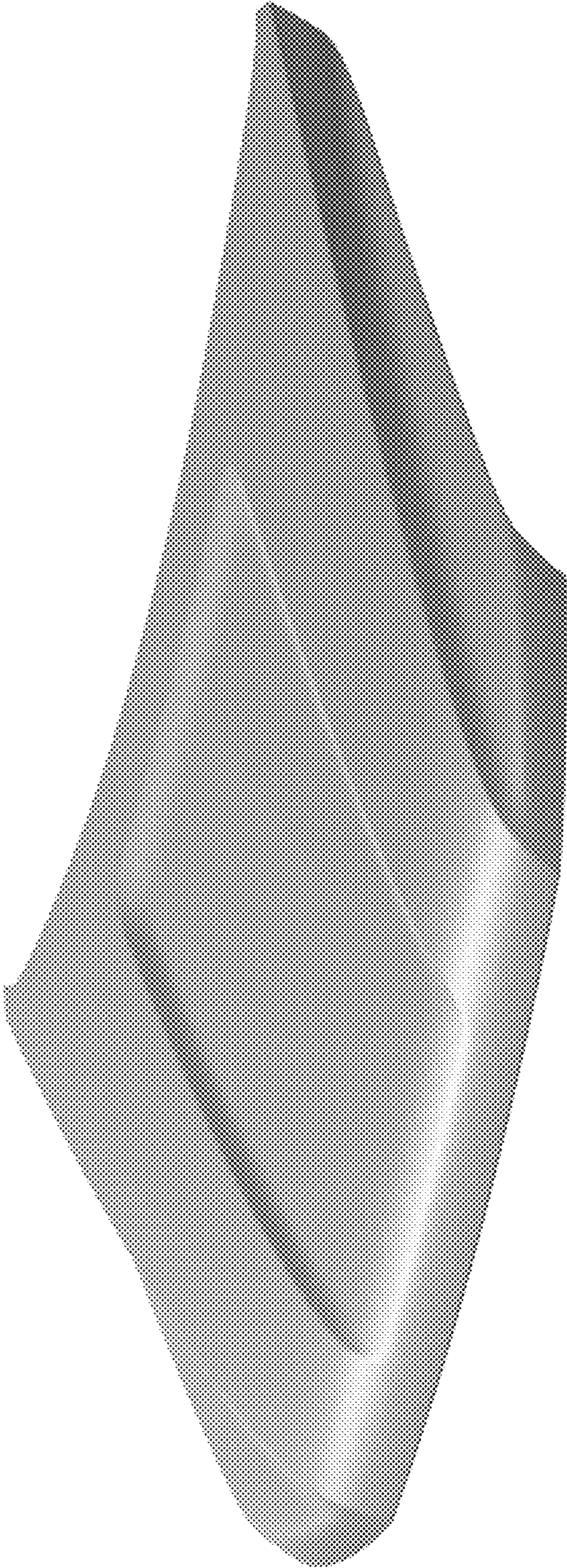
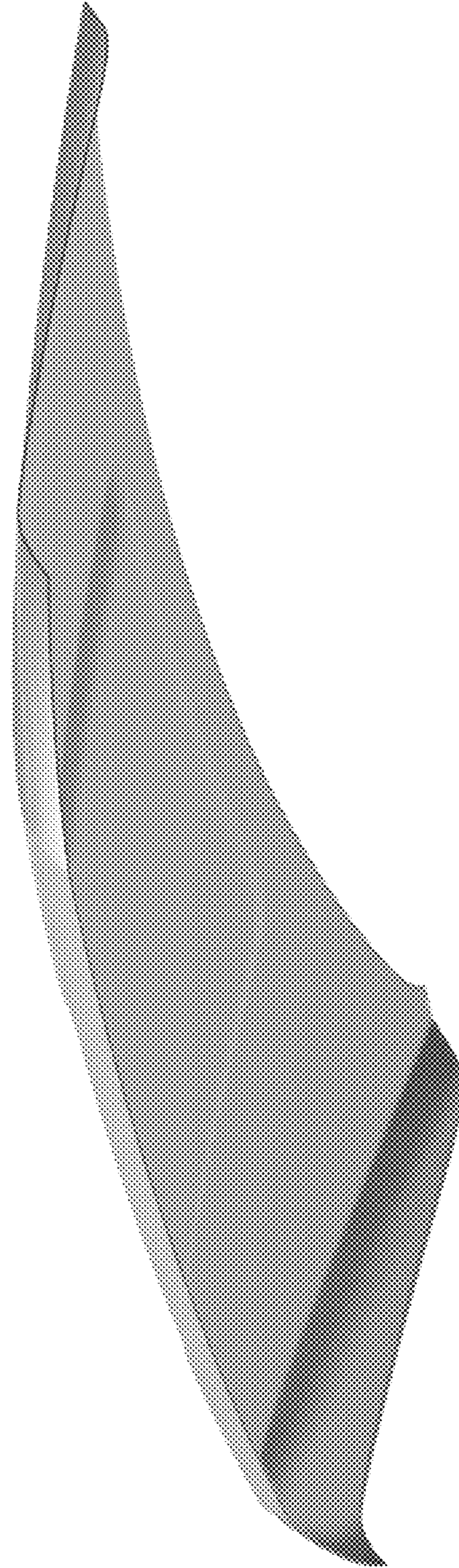


Figure 1

Figure 2



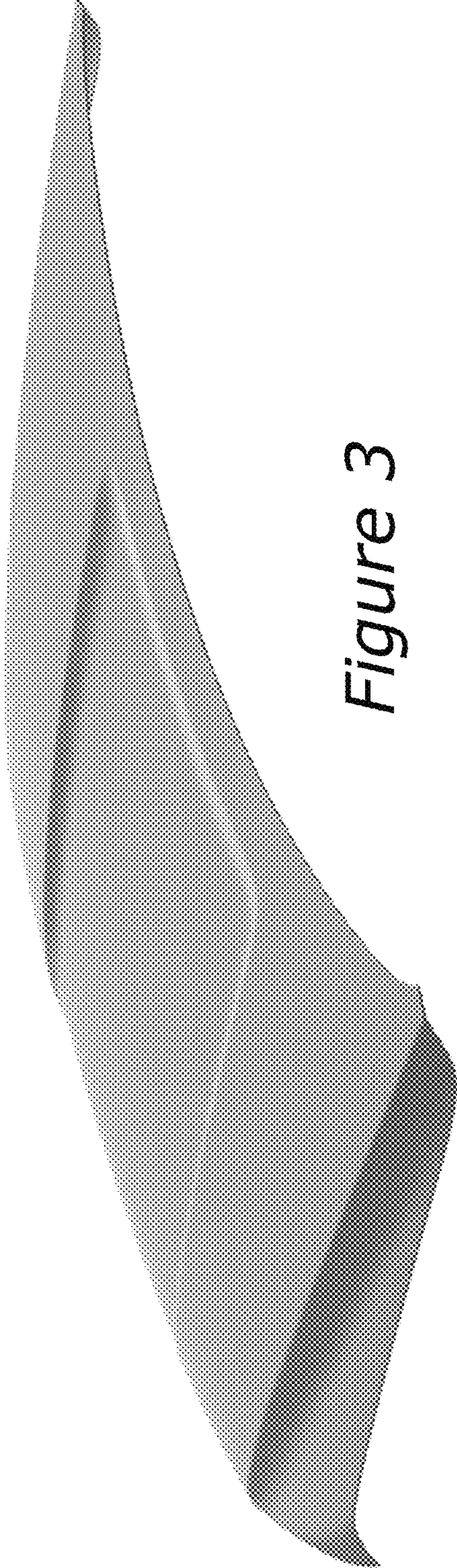


Figure 3




Figure 4




Figure 5




Figure 6




Figure 7





Figure 8

Figure 9

