



US00D823195S

(12) **United States Design Patent**
Dagrossa

(10) **Patent No.:** **US D823,195 S**
(45) **Date of Patent:** **** Jul. 17, 2018**

- (54) **BUMPER GUARD ADJUSTABLE TAB COMPONENT**
- (71) Applicant: **Darrin Dagrossa**, Douglaston, NY (US)
- (72) Inventor: **Darrin Dagrossa**, Douglaston, NY (US)
- (**) Term: **15 Years**
- (21) Appl. No.: **29/580,355**
- (22) Filed: **Oct. 7, 2016**
- (51) **LOC (11) Cl.** **12-16**
- (52) **U.S. Cl.**
USPC **D12/171**
- (58) **Field of Classification Search**
USPC D12/90-92, 98, 163, 167, 171
CPC B60R 19/44
See application file for complete search history.

- 7,073,830 B1 * 7/2006 Chen B60J 11/06
293/109
- D619,060 S 7/2010 Lorenzo
- 8,393,658 B2 * 3/2013 Malina B60R 13/043
293/128
- 8,531,282 B1 * 9/2013 Santiago B60R 19/44
293/119
- D709,806 S * 7/2014 Musgrove D12/167
- D775,017 S * 12/2016 Tekavec D12/171
- 2003/0034660 A1 2/2003 Kelly
- 2005/0242558 A1 11/2005 Cohen
- 2008/0116703 A1 * 5/2008 Malina B60R 19/44
293/142
- 2009/0091145 A1 * 4/2009 Malina B60R 19/44
293/142
- 2010/0276951 A1 * 11/2010 Malina B60R 19/44
293/142
- 2011/0198874 A1 8/2011 Lee et al.

* cited by examiner

Primary Examiner — Darlington Ly
(74) *Attorney, Agent, or Firm* — Richard L Miller

(56) **References Cited**

U.S. PATENT DOCUMENTS

- 2,271,046 A 1/1942 Sing
- 3,178,204 A 4/1965 Croft
- 4,690,446 A * 9/1987 Warren B60R 13/04
206/83.5
- 4,726,614 A 2/1988 Myers et al.
- 5,370,430 A * 12/1994 Mozafari B60R 19/26
293/120
- 5,618,073 A * 4/1997 Criscione B60J 11/06
280/770
- 6,186,564 B1 * 2/2001 Ashcroft B60R 13/04
280/770
- 6,572,163 B1 * 6/2003 Pickett B60R 19/44
293/142

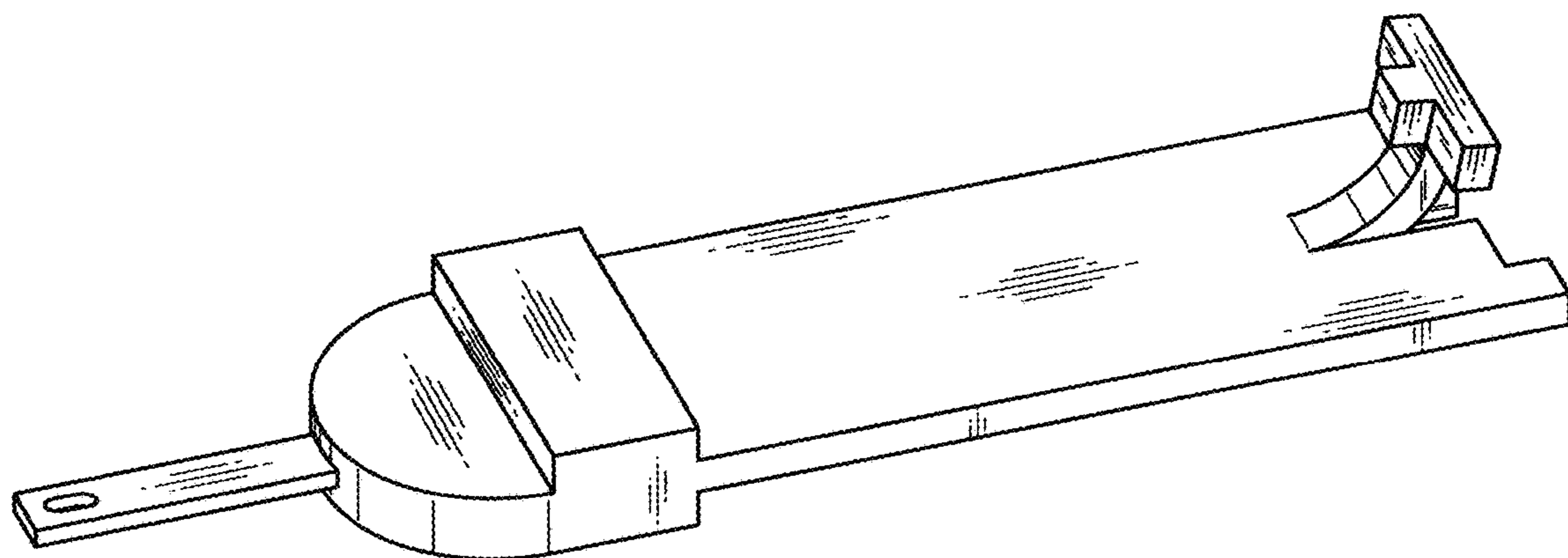
(57) **CLAIM**

The ornamental design for a bumper guard adjustable tab component, as shown and described.

DESCRIPTION

FIG. 1 is a perspective view of a bumper guard adjustable tab component showing my new design; FIG. 2 is a front elevational view thereof; FIG. 3 is a left side elevational view thereof; FIG. 4 is a rear elevational view thereof; FIG. 5 is a top plan view thereof; and, FIG. 6 is a bottom plan view thereof.

1 Claim, 2 Drawing Sheets



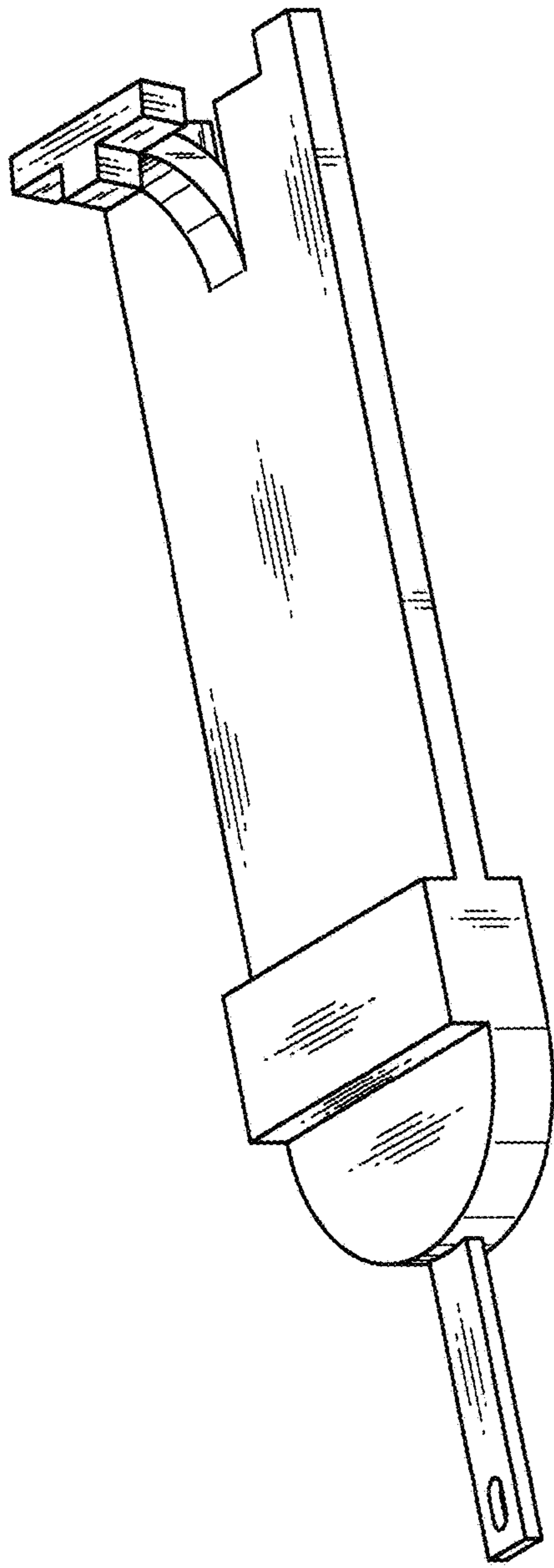


FIG. 1

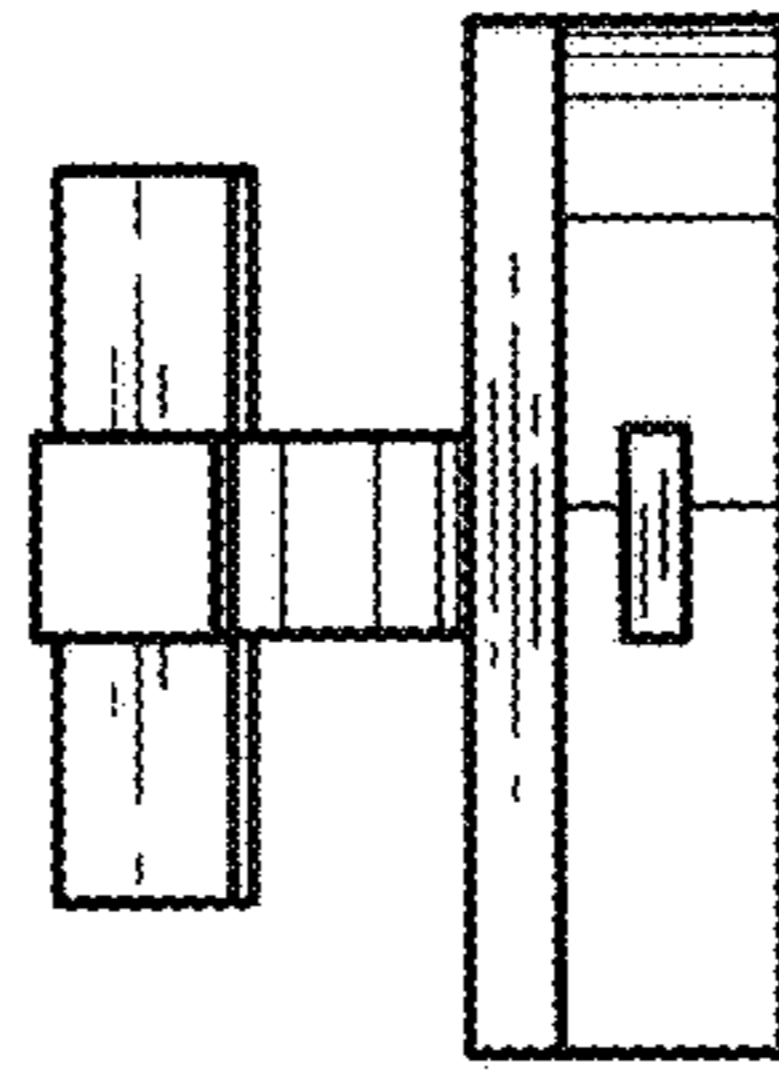


FIG. 2




FIG. 3

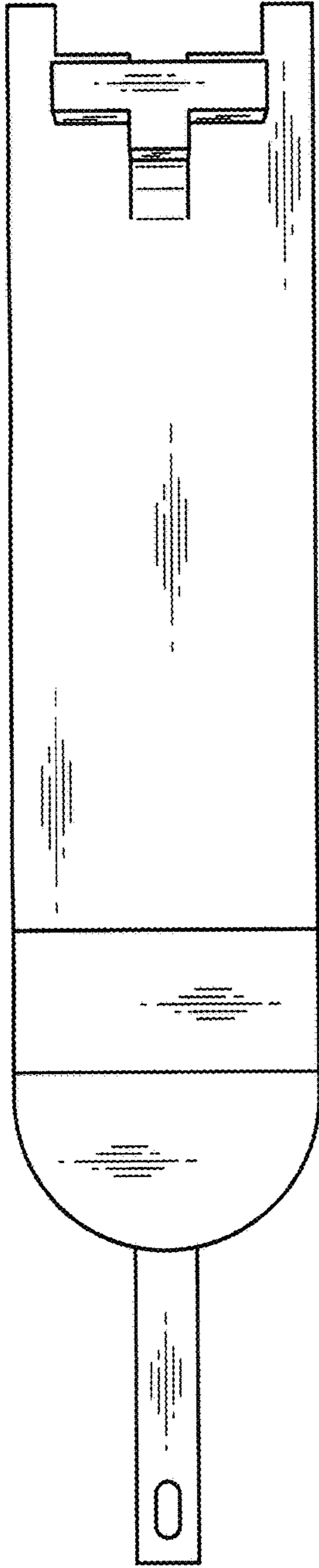


FIG. 5

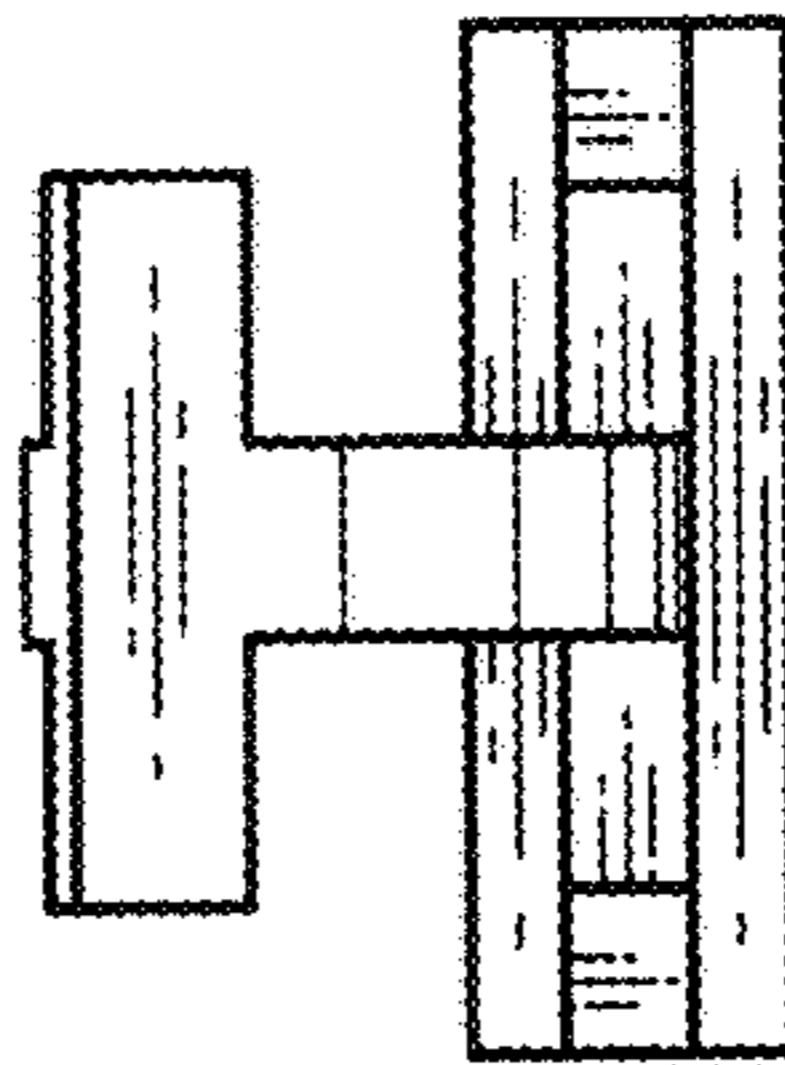


FIG. 4




FIG. 6