



US00D823187S

(12) **United States Design Patent** (10) **Patent No.:** **US D823,187 S**
Platto et al. (45) **Date of Patent:** **** Jul. 17, 2018**

(54) **VEHICLE FRONT UPPER GRILLE**
(71) Applicant: **Ford Global Technologies, LLC**,
Dearborn, MI (US)
(72) Inventors: **Gordon M Platto**, Troy, MI (US);
Richard Howard, Brighton, MI (US);
Marc Cammeyer, Berkley, MI (US);
Damon G DePeyster, Northville, MI
(US)
(73) Assignee: **Ford Global Technologies, LLC**,
Dearborn, MI (US)
(**) Term: **15 Years**
(21) Appl. No.: **29/597,513**
(22) Filed: **Mar. 17, 2017**
(51) **LOC (11) Cl.** **12-16**
(52) **U.S. Cl.**
USPC **D12/163; D12/171**
(58) **Field of Classification Search**
USPC D12/86, 90, 91, 92, 163, 169, 196, 171,
D12/216; D15/31
CPC . B60R 19/52; B60R 2019/525; B60K 11/085;
B62D 25/084; H01Q 1/32
See application file for complete search history.

(56) **References Cited**
U.S. PATENT DOCUMENTS
D411,493 S * 6/1999 Davis, Jr. D12/163
6,328,358 B1 * 12/2001 Berweiler B60R 19/52
180/68.6
D495,979 S * 9/2004 Metros D12/163
D532,723 S * 11/2006 Schiavone D12/163
D533,485 S * 12/2006 Schiavone D12/163
D533,815 S * 12/2006 Matei D12/163
7,152,915 B2 * 12/2006 Diehl B60R 19/52
296/193.1

D535,221 S 1/2007 Lau et al.
D535,589 S 1/2007 Lau et al.
D560,568 S * 1/2008 Tant D12/163
D561,656 S * 2/2008 Ellis D12/163
D570,258 S * 6/2008 Smith D12/163
D580,310 S * 11/2008 Tant D12/163
D580,312 S * 11/2008 Opfer D12/163
D598,335 S * 8/2009 George D12/163
D607,787 S * 1/2010 Golden D12/163
D609,142 S * 2/2010 Roller D12/163
D610,495 S 2/2010 Bucher et al.
D630,138 S 1/2011 Bucher et al.
8,157,303 B2 * 4/2012 Fortin B60R 19/18
293/115
D665,315 S * 8/2012 Matsuno D12/163
D685,695 S * 7/2013 Platto D12/163
D691,929 S * 10/2013 Betancourt D12/163
D726,599 S * 4/2015 Grake D12/163
D730,252 S * 5/2015 Platto D12/163
D730,784 S * 6/2015 Platto D12/163
D742,288 S * 11/2015 Murase D12/163

(Continued)

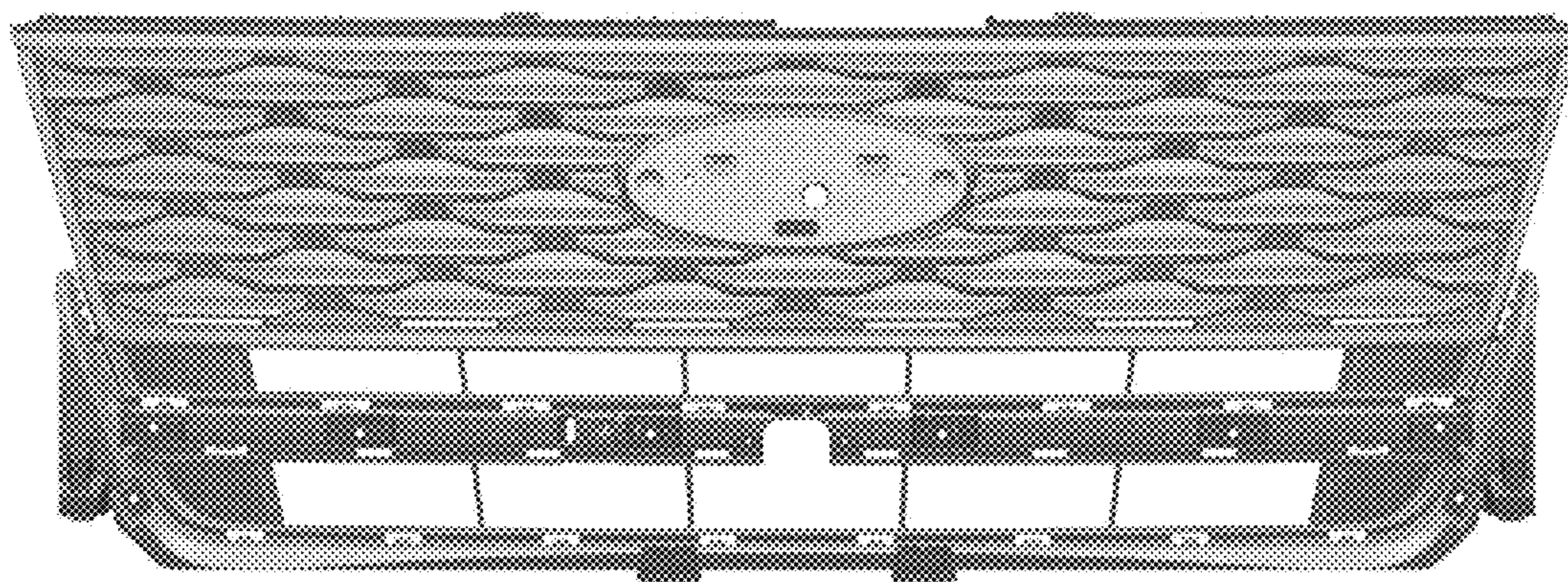
Primary Examiner — Darlington Ly
(74) *Attorney, Agent, or Firm* — James Dottavio

(57) **CLAIM**
The ornamental design for a vehicle front upper grille, as shown.

DESCRIPTION

FIG. 1 is a top, front and left perspective view of a vehicle front upper grille, showing our new design;
FIG. 2 is a bottom, front and left perspective view thereof;
FIG. 3 is a top, rear and left perspective view thereof;
FIG. 4 is a front elevational view thereof;
FIG. 5 is a rear elevational view thereof;
FIG. 6 is a left side elevational view thereof;
FIG. 7 is a right side elevational view thereof;
FIG. 8 is a top plan view thereof; and,
FIG. 9 is a bottom plan view thereof.

1 Claim, 9 Drawing Sheets



(56)

References Cited

U.S. PATENT DOCUMENTS

D754,038 S	4/2016	Behmer et al.	
D766,783 S *	9/2016	Rodriguez	D12/163
D775,001 S *	12/2016	Platto	D12/163
D797,015 S *	9/2017	Nishii	D12/163
D805,005 S *	12/2017	Tomita	D12/163
D811,953 S *	3/2018	Seol	D12/163
2011/0005851 A1 *	1/2011	Doroghazi	B60K 11/085 180/68.1

* cited by examiner

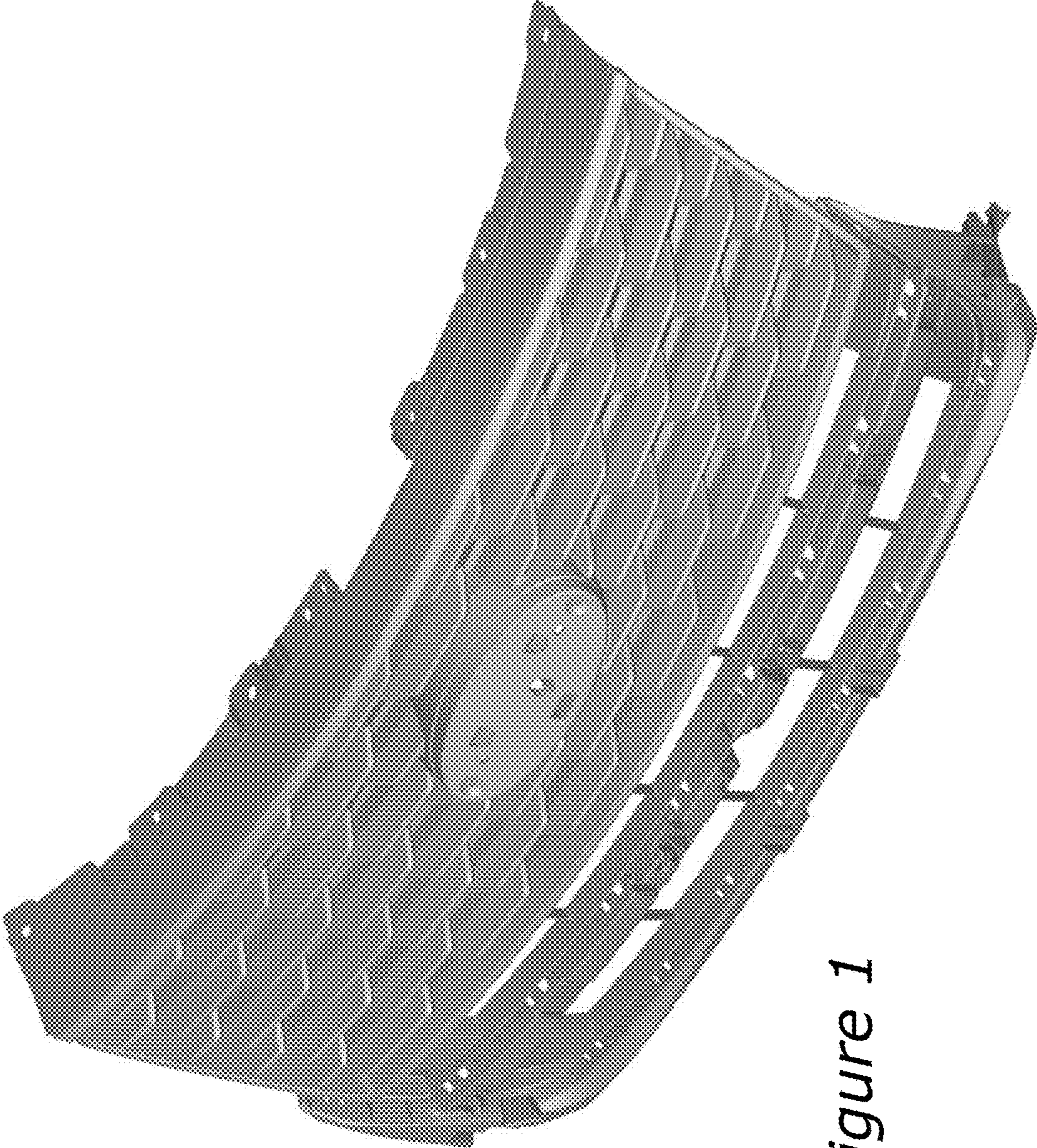


Figure 1

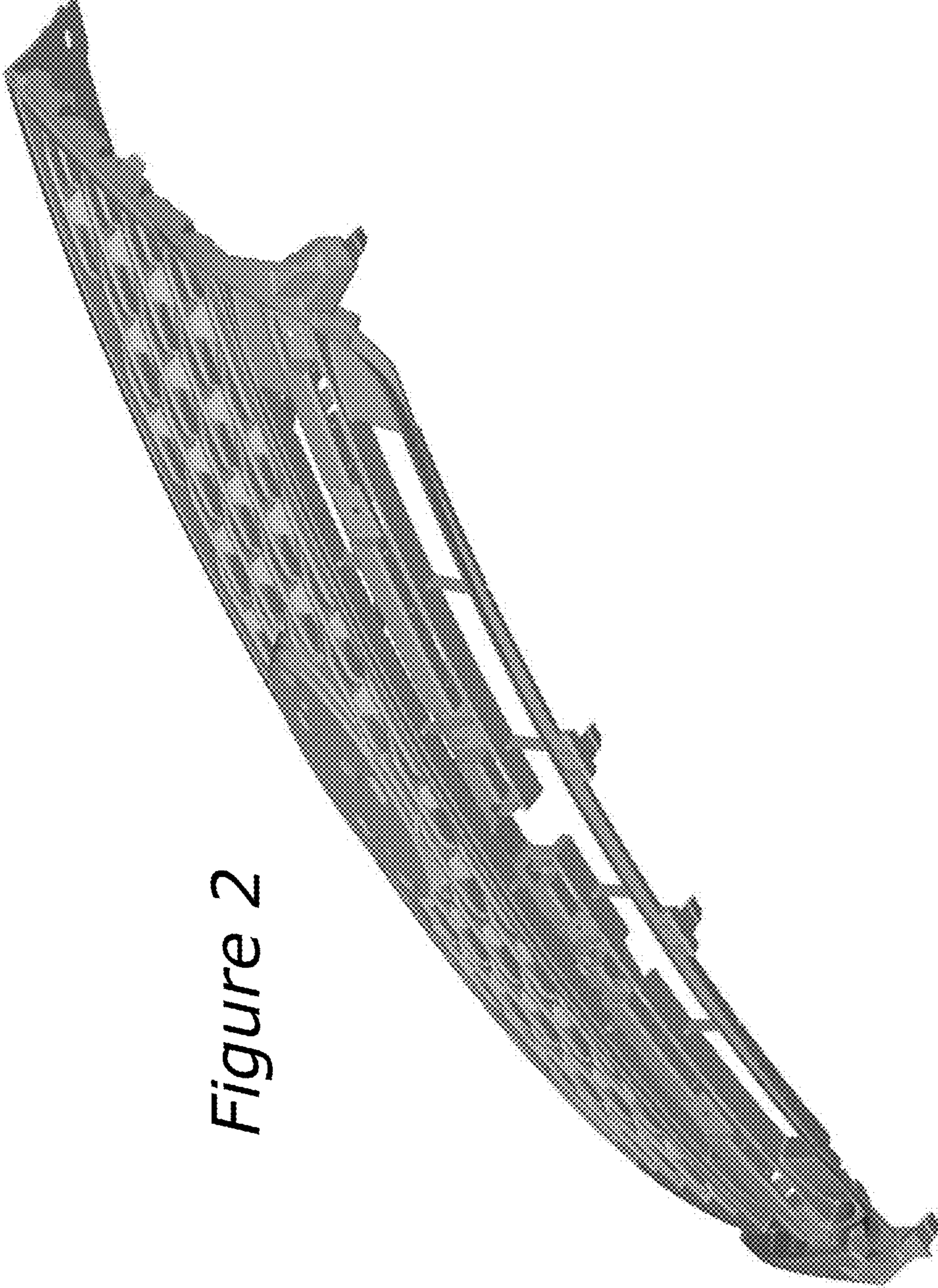


Figure 2

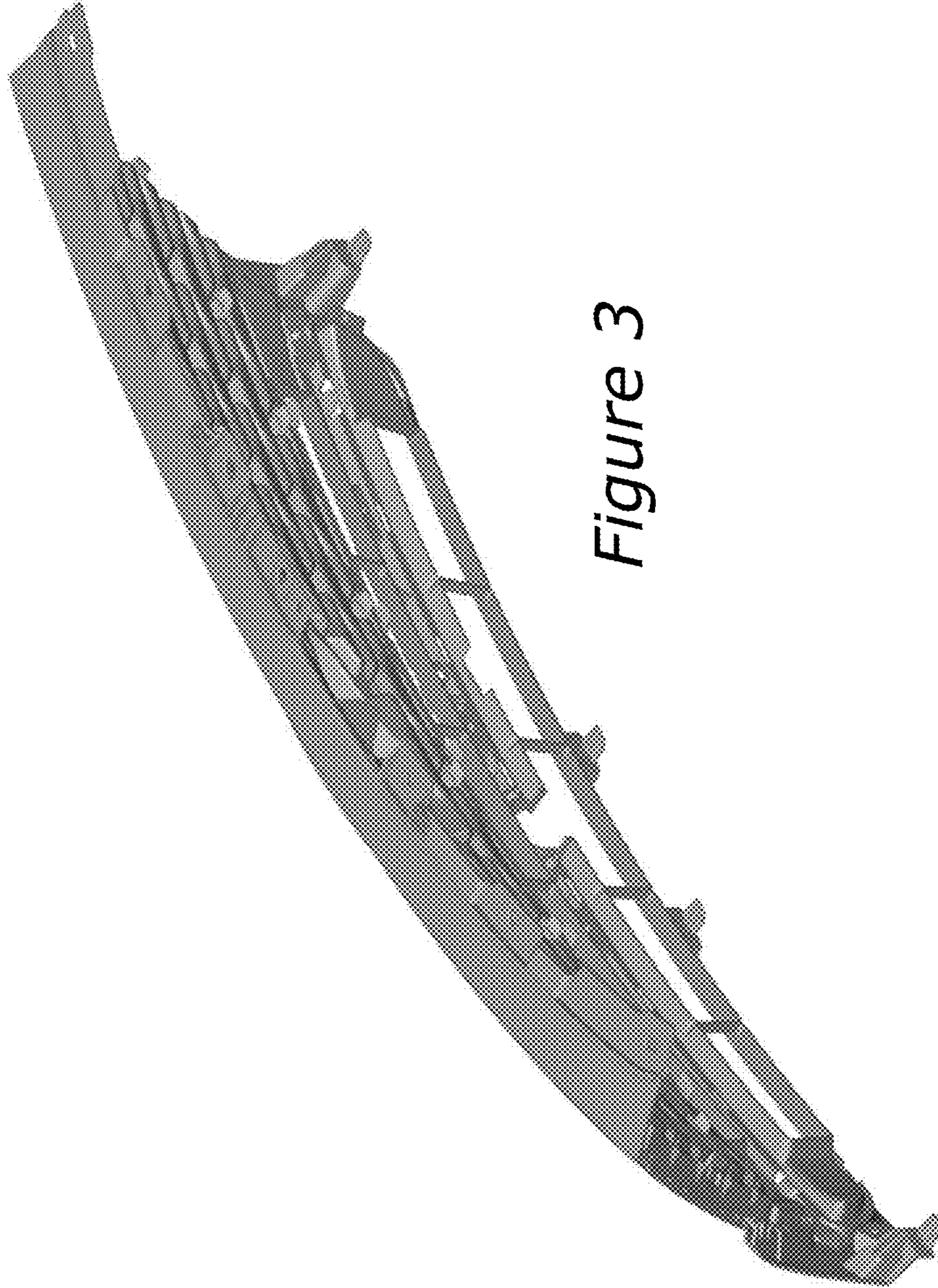


Figure 3

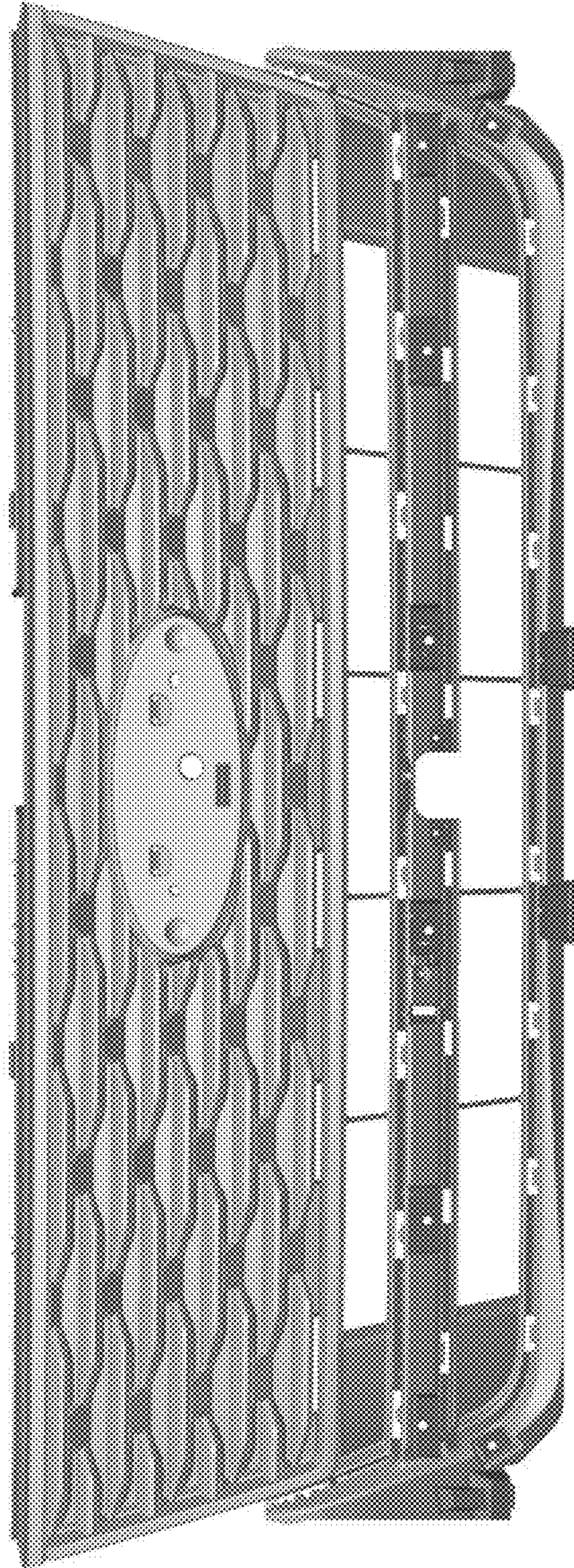


Figure 4

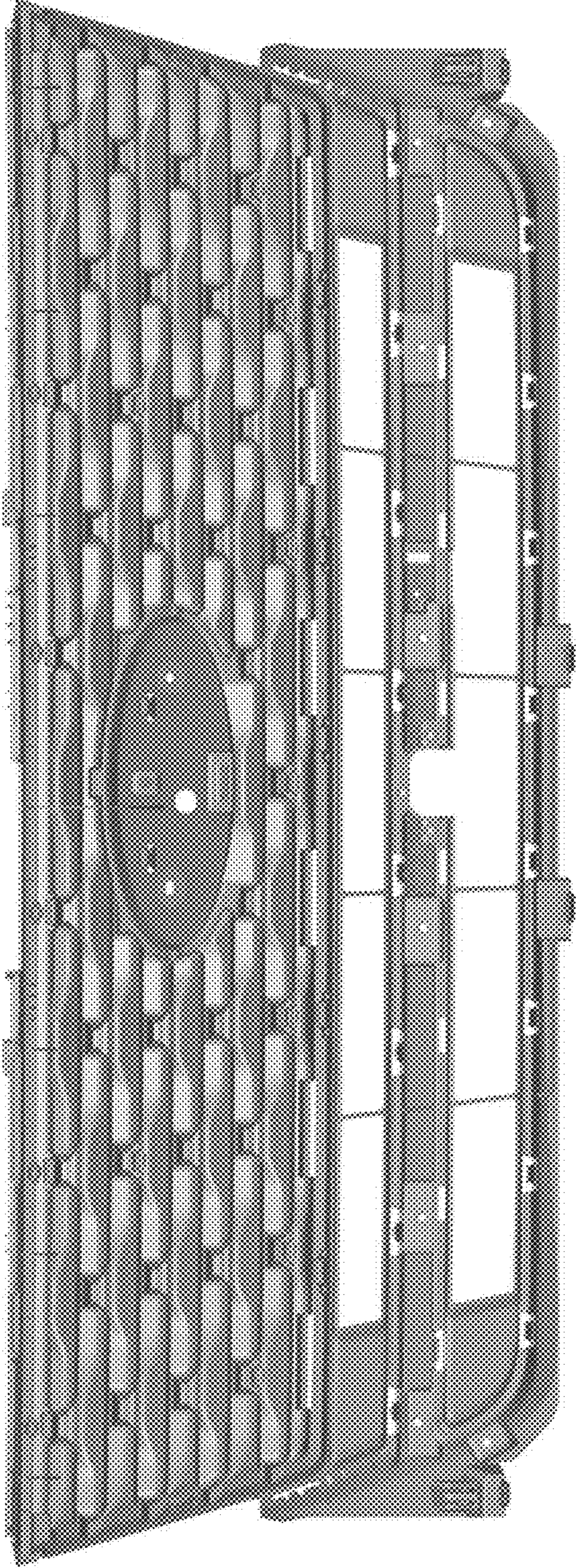


Figure 5

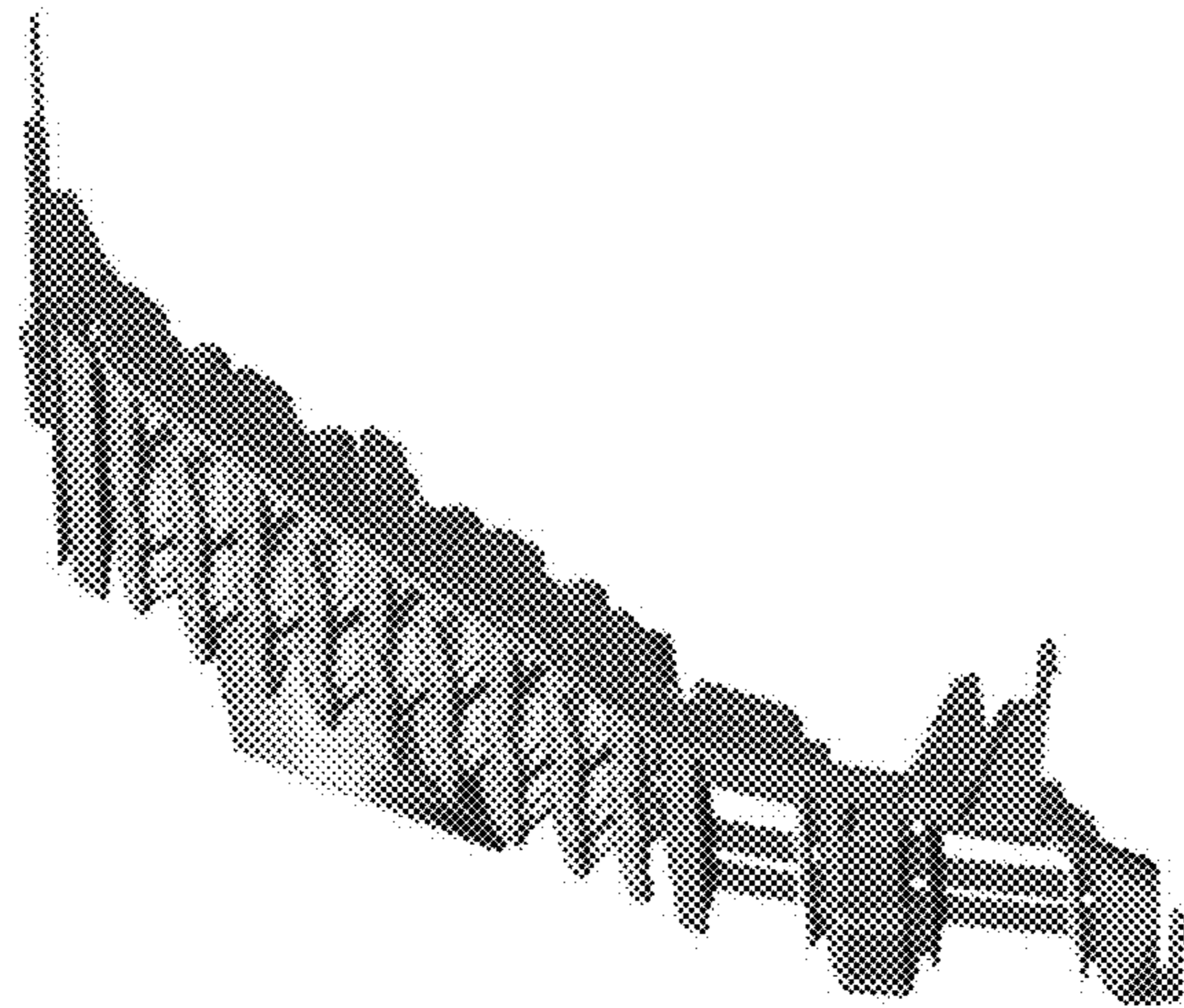


Figure 6




Figure 7

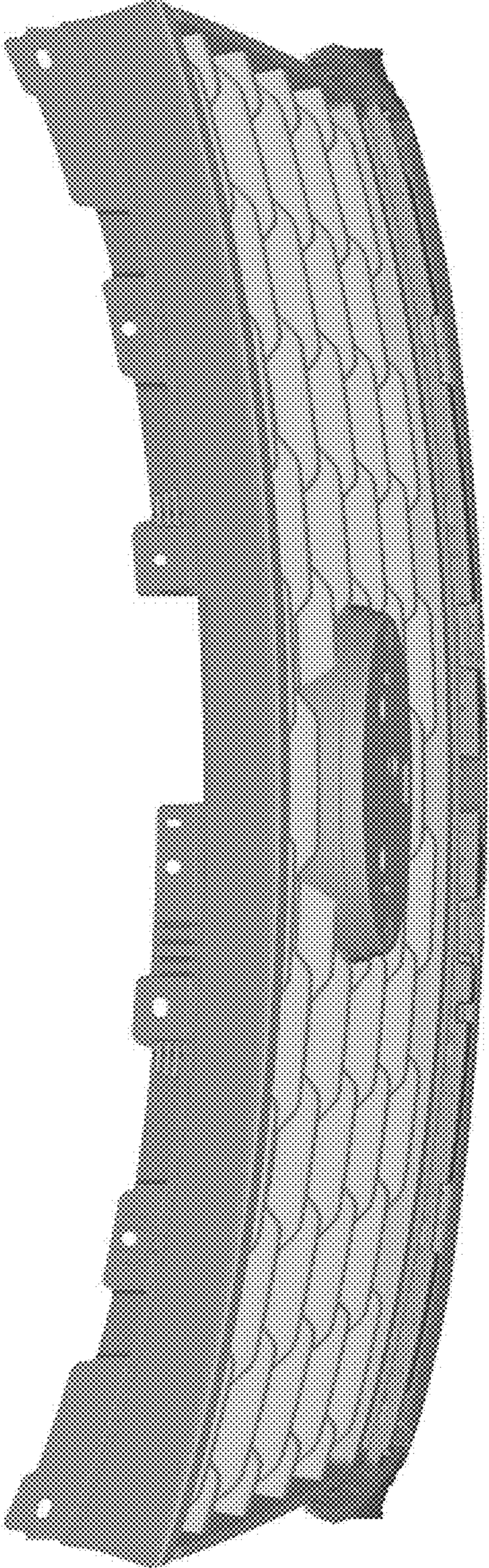


Figure 8

Figure 9

