



US00D823183S

(12) **United States Design Patent** (10) **Patent No.:** **US D823,183 S**  
**Yates** (45) **Date of Patent:** **\*\* Jul. 17, 2018**

(54) **COMPONENT FOR VEHICLE GRILLE**  
(71) Applicant: **Volvo Lastvagnar AB**, Göteborg (SE)  
(72) Inventor: **Lukas Yates**, Greensboro, NC (US)  
(73) Assignee: **VOLVO LASTVAGNAR AB**,  
Gothenburg (SE)  
(\*\*) Term: **15 Years**  
(21) Appl. No.: **29/593,316**  
(22) Filed: **Feb. 8, 2017**  
(51) **LOC (11) Cl.** ..... **12-16**  
(52) **U.S. Cl.**  
USPC ..... **D12/163**  
(58) **Field of Classification Search**  
USPC ..... D12/86, 91, 93, 96, 163, 164, 165, 166,  
D12/167, 169, 171, 172, 173, 190, 216  
CPC ..... B60R 9/06; B60R 19/02; B60R 19/04;  
B60R 19/18; B60R 19/44; B60R 19/48;  
B62D 35/02; B62D 39/00; B62D 65/16;  
B62D 21/12; B29C 45/16  
See application file for complete search history.

(56) **References Cited**  
U.S. PATENT DOCUMENTS  
D631,800 S \* 2/2011 Peltola ..... D12/163  
D632,224 S \* 2/2011 Peltola ..... D12/173  
D709,410 S \* 7/2014 Conway ..... D12/163  
D711,786 S \* 8/2014 Brzustowicz ..... D12/96  
D711,788 S \* 8/2014 Brzustowicz ..... D12/96  
D719,879 S \* 12/2014 Ito ..... D12/96  
D795,761 S \* 8/2017 Ito ..... D12/163  
D803,730 S \* 11/2017 Ito ..... D12/163

2004/0130168 A1\* 7/2004 O'Connell ..... B60R 19/52  
293/115  
2007/0199751 A1\* 8/2007 Bradley ..... B60K 11/085  
180/68.1  
2011/0006553 A1\* 1/2011 Fretz ..... B60R 19/48  
293/115  
2013/0025954 A1\* 1/2013 Miller ..... B62D 25/10  
180/69.21  
2013/0049384 A1\* 2/2013 Kekich, Jr. .... B60R 19/52  
293/115  
2015/0367812 A1\* 12/2015 Cha ..... B60R 21/34  
293/131

**OTHER PUBLICATIONS**

Images of Mack CXU Pinnacle Truck, released 2006, 2 pages.

\* cited by examiner

*Primary Examiner* — Susan Bennett Hattan  
*Assistant Examiner* — Suzanne E Tisdell  
(74) *Attorney, Agent, or Firm* — Tucker Ellis LLP

(57) **CLAIM**

The ornamental design for a component for vehicle grille, as shown and described.

**DESCRIPTION**

FIG. 1 is a perspective view of a component for vehicle grille showing my new design.  
FIG. 2 is a front view thereof.  
FIG. 3 is a rear view thereof.  
FIG. 4 is a right side view thereof.  
FIG. 5 is a left side view thereof.  
FIG. 6 is a top view thereof; and,  
FIG. 7 is a bottom view thereof.

**1 Claim, 4 Drawing Sheets**



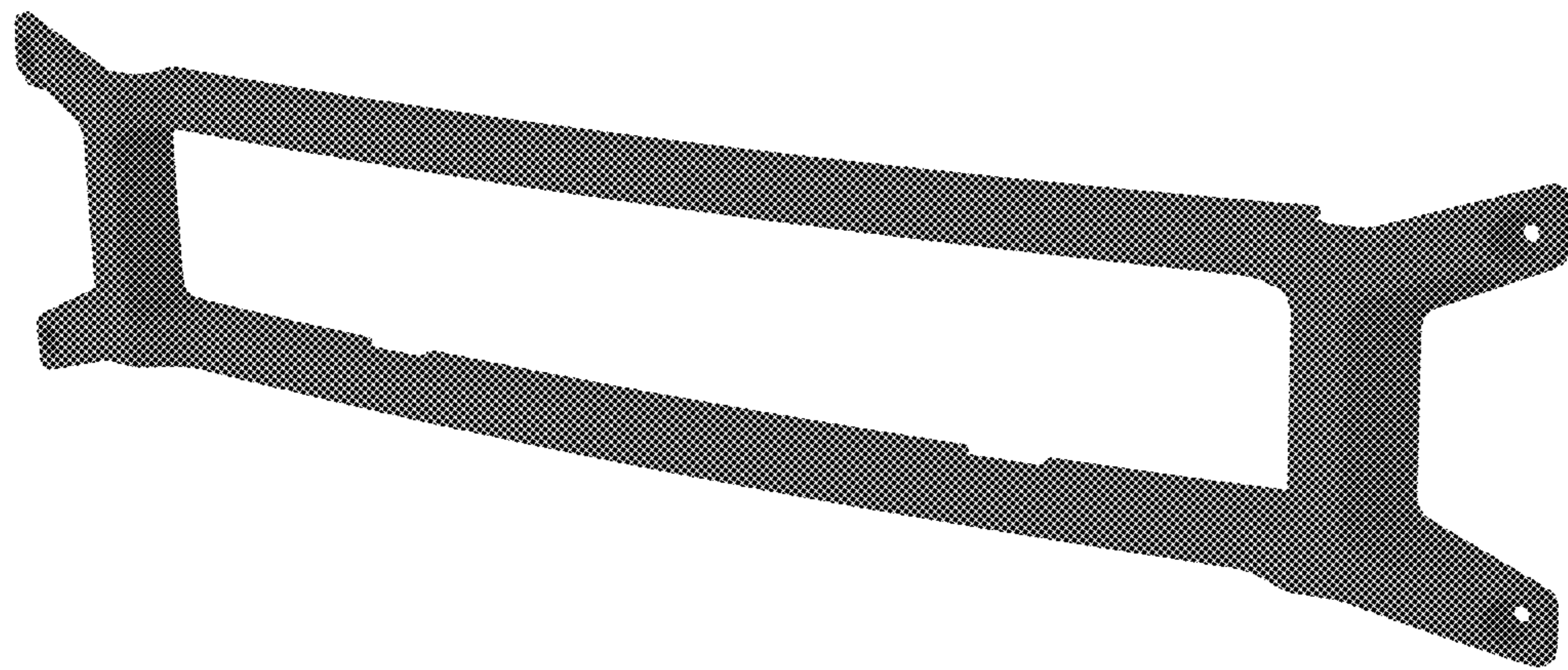


FIG. 1



FIG. 2



FIG. 3




FIG. 4




FIG. 5



FIG. 6




FIG. 7