



US00D823168S

(12) **United States Design Patent** (10) **Patent No.:** **US D823,168 S**
Bischoff et al. (45) **Date of Patent:** **** Jul. 17, 2018**

(54) **MOTOR VEHICLE**

(56) **References Cited**

(71) Applicant: **VOLKSWAGEN AKTIENGESELLSCHAFT**,
Wolfsburg (DE)

U.S. PATENT DOCUMENTS

(72) Inventors: **Klaus Bischoff**, Wolfsburg (DE); **Malte Hammerbeck**, Wolfsburg (DE); **Frank Josef Brüse**, Wolfsburg (DE); **Björn Hackbarth**, Wolfsburg (DE); **David Schriever**, Wolfsburg (DE); **Tom Holden**, Wolfsburg (DE)

D774,952 S * 12/2016 Bischoff D12/92
D790,398 S * 6/2017 Perini D12/92
D790,402 S * 6/2017 Perini D12/92
D808,862 S * 1/2018 Ujhasi D12/92

* cited by examiner

(73) Assignee: **VOLKSWAGEN AKTIENGESELLSCHAFT**,
Wolfsburg (DE)

Primary Examiner — Melody N Brown
(74) *Attorney, Agent, or Firm* — Lucas & Mercanti, LLP;
Klaus P. Stoffel

(**) Term: **15 Years**

(57) **CLAIM**

(21) Appl. No.: **29/605,149**

The ornamental design for a motor vehicle, as shown and described.

(22) Filed: **May 24, 2017**

DESCRIPTION

(30) **Foreign Application Priority Data**

Nov. 25, 2016 (DE) 40 2016 101 414

(51) **LOC (11) Cl.** **12-08**


(52) **U.S. Cl.**
USPC **D12/92**

(58) **Field of Classification Search**
USPC D12/86, 90-92; D21/424, 433, 434;
296/181.1-181.5, 183.1
CPC B62D 25/00; B62D 25/06; B62D 33/00;
B62D 35/00

FIG. 1 is a front and right side perspective view of the motor vehicle of the present invention;
FIG. 2 is a front and left side perspective view thereof;
FIG. 3 is a rear and right side perspective view thereof;
FIG. 4 is a rear and left side perspective view thereof;
FIG. 5 is a front view thereof;
FIG. 6 is a rear view thereof;
FIG. 7 is a right side view thereof;
FIG. 8 is a left side view thereof; and,
FIG. 9 is a top view thereof.

See application file for complete search history.

1 Claim, 8 Drawing Sheets






Fig. 1



Fig. 2




Fig. 3




Fig. 4



Fig. 5




Fig. 6




Fig. 7




Fig. 8




Fig. 9