



US00D823140S

(12) **United States Design Patent**
Mille

(10) **Patent No.:** **US D823,140 S**

(45) **Date of Patent:** **** Jul. 17, 2018**

(54) **WATCH**

(71) Applicant: **Turlen Holding SA**, Les Breuleux (CH)

(72) Inventor: **Richard Mille**, Moulins (FR)

(73) Assignee: **TURLEN HOLDING SA**, Les Breuleux (CH)

(**) Term: **15 Years**

(21) Appl. No.: **29/609,428**

(22) Filed: **Jun. 30, 2017**

(30) **Foreign Application Priority Data**

Jan. 3, 2017 (CH) 142877

(51) **LOC (11) Cl.** **10-02**

(52) **U.S. Cl.**
USPC **D10/39**

(58) **Field of Classification Search**
USPC D10/1-3, 6, 14-16, 23, 30-39, 41, 65,
D10/70; D11/3, 14, 31, 52; D14/171,
D14/344; D24/167, 186; D6/308, 310
See application file for complete search history.

(56) **References Cited**

U.S. PATENT DOCUMENTS

D456,274 S *	4/2002	Mille	D10/30
D545,695 S *	7/2007	Laucella	D10/31
D561,050 S *	2/2008	Laucella	D10/39
D570,710 S *	6/2008	Wong	D10/30
D606,888 S *	12/2009	Mille	D10/38
D610,921 S *	3/2010	Sirmakes	D10/32
D616,312 S *	5/2010	Ellia	D10/39
D617,211 S *	6/2010	Grimoldi	D10/38
D624,439 S *	9/2010	Wunderman	D10/32
D634,216 S *	3/2011	Clare	D10/38
D636,692 S *	4/2011	Pospieszny	D10/129

D650,297 S *	12/2011	Duport	D10/39
D660,184 S *	5/2012	Calce	D10/32
D673,868 S *	1/2013	Mille	D10/39
D679,199 S *	4/2013	Mille	D10/39
D680,885 S *	4/2013	Mille	D10/38
D689,378 S *	9/2013	Mille	D10/34
D692,323 S *	10/2013	Mille	D10/39
D703,552 S *	4/2014	Monachon	D10/32
D710,216 S *	8/2014	Mille	D10/38

(Continued)

OTHER PUBLICATIONS

Richard Mille Watch—Natalie Portman | posted at hollywoodreporter.com Jan. 2014 [online][site visited Apr. 11, 2018]. Available from internet: <<https://www.hollywoodreporter.com/news/new-watch-natalie-portman-forsakes-673551>> (Year: 2014).*

Primary Examiner — Sandra S Snapp

Assistant Examiner — Katherine Glennon

(74) *Attorney, Agent, or Firm* — Donald J. Ranft; Collen

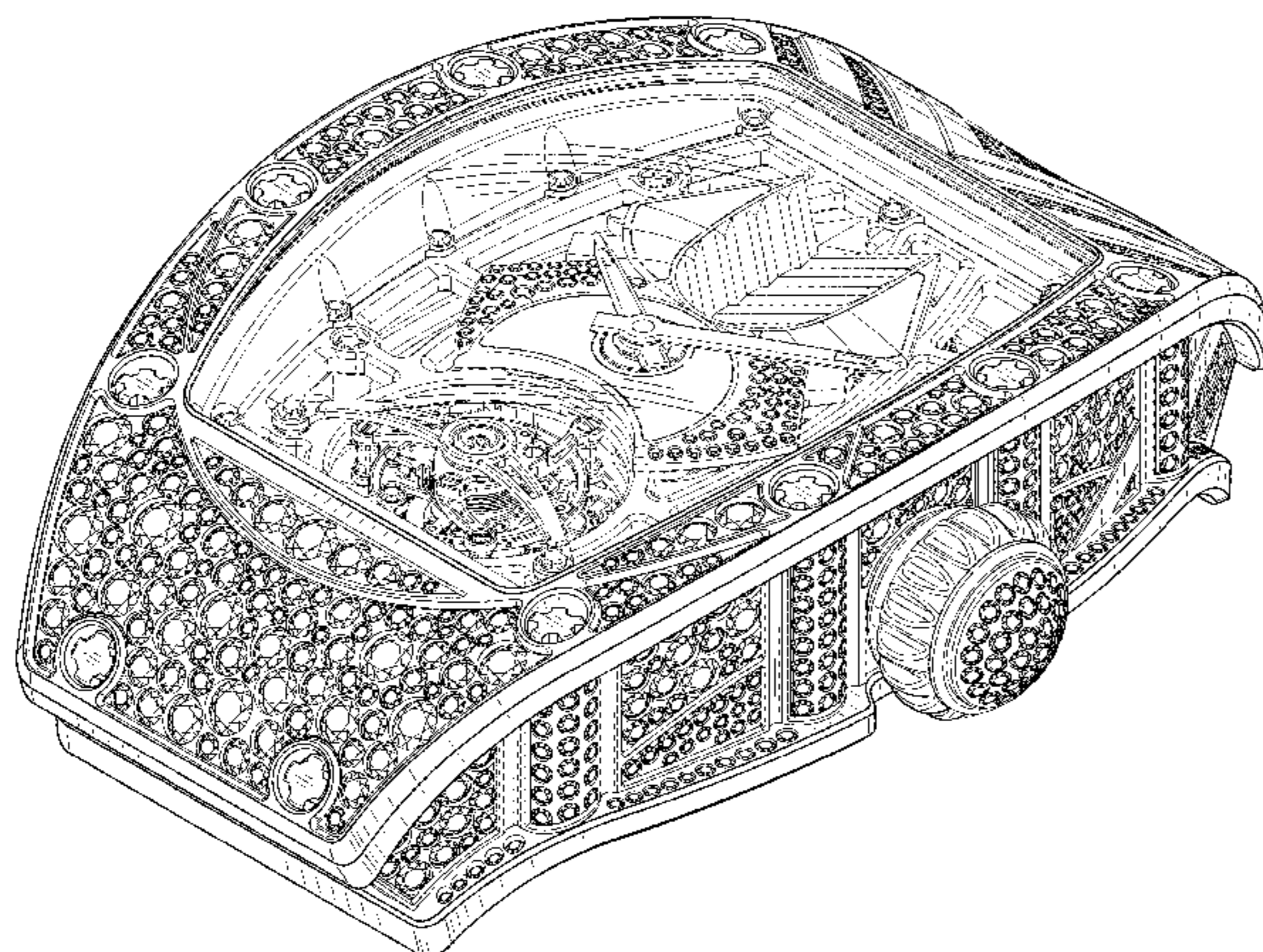
(57) **CLAIM**

The ornamental design for a watch, as shown.

DESCRIPTION

FIG. 1 is a front right perspective view of a watch showing my new design;
FIG. 2 is a rear left perspective view thereof;
FIG. 3 is a front view thereof;
FIG. 4 is a rear view thereof;
FIG. 5 is a left side view thereof;
FIG. 6 is a right side view thereof;
FIG. 7 is a top view thereof;
FIG. 8 is a bottom view thereof;
FIG. 9 is a front left perspective view thereof; and,
FIG. 10 is a rear right perspective view thereof.

1 Claim, 8 Drawing Sheets



(56)

References Cited

U.S. PATENT DOCUMENTS

8,956,041 B2 * 2/2015 Forsey G04B 17/285
368/127
D731,902 S * 6/2015 Mille D10/125
D732,407 S * 6/2015 Mille D10/125
D737,694 S * 9/2015 Engelbrecht D10/126
D753,512 S * 4/2016 Mille D10/125
D755,646 S * 5/2016 Mille D10/125
D789,806 S * 6/2017 Mille D10/30
D799,342 S * 10/2017 Mille D10/30
2005/0201209 A1 * 9/2005 Golay G04B 17/285
368/127
2006/0181962 A1 * 8/2006 Besse G04B 17/285
368/127
2010/0238769 A1 * 9/2010 Zaugg G04B 17/285
368/127
2015/0359303 A1 * 12/2015 Lebreton A44C 17/02
368/168

* cited by examiner

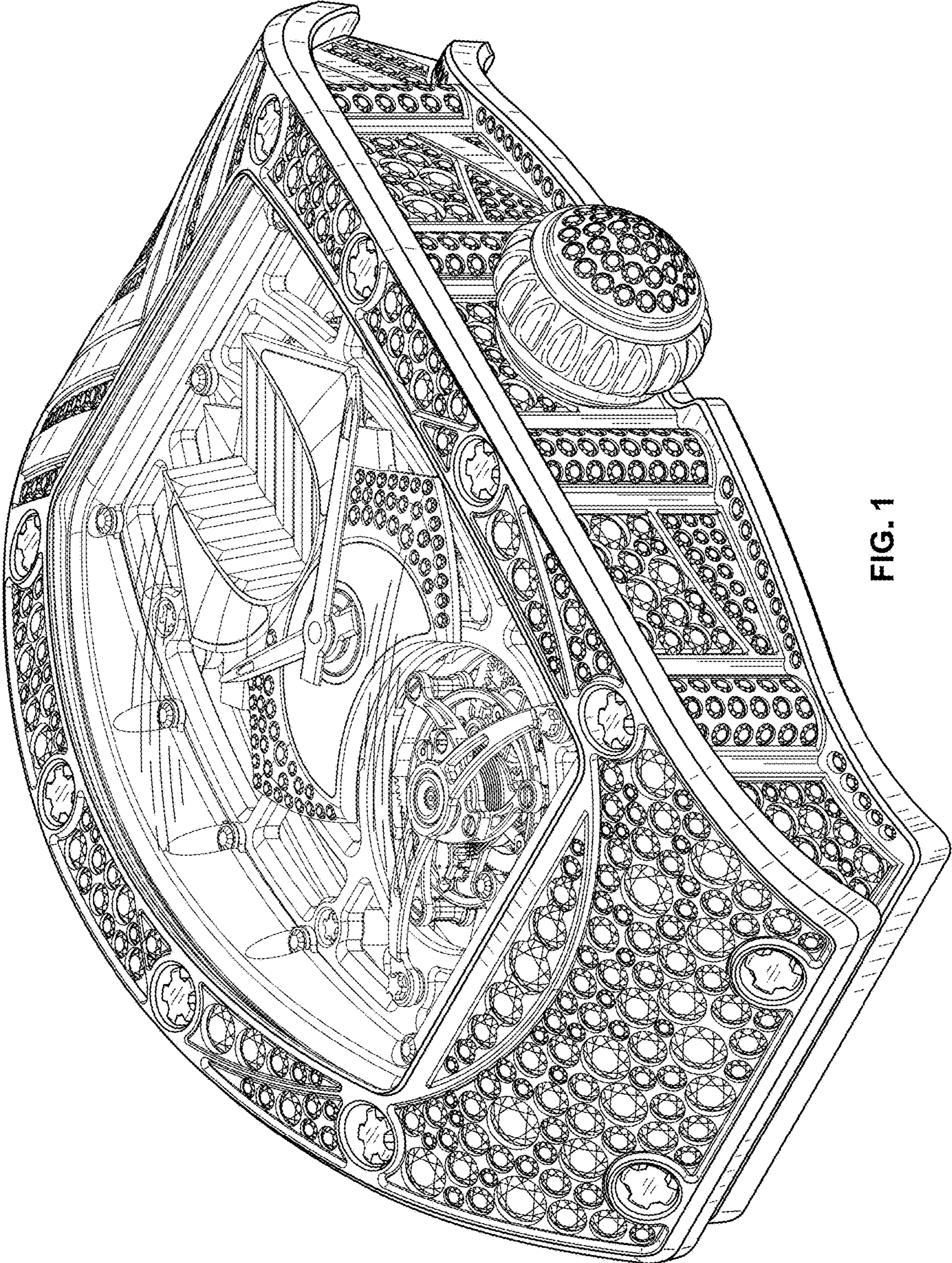


FIG. 1




FIG. 2



FIG. 3



FIG. 4

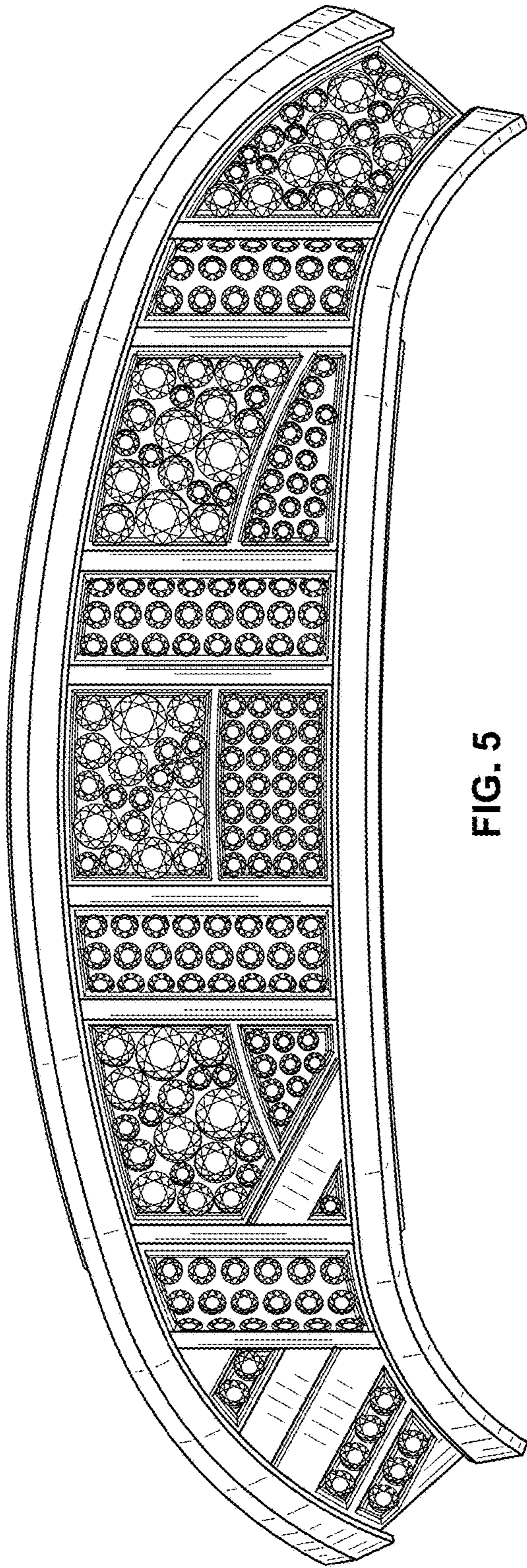


FIG. 5

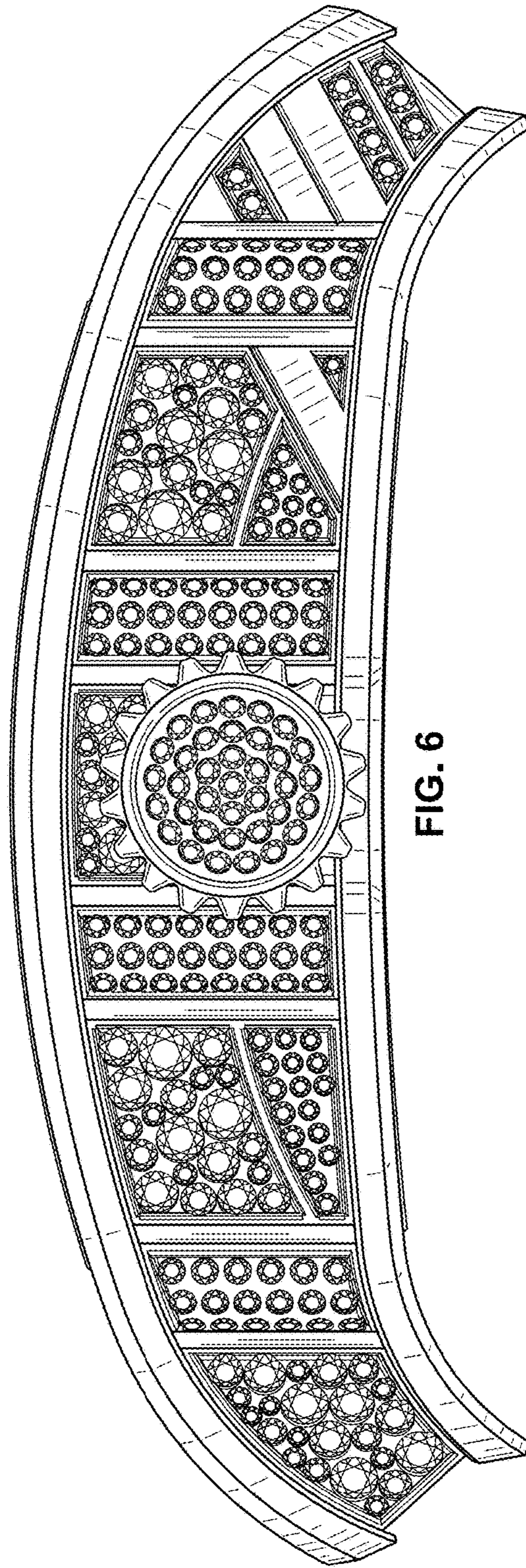


FIG. 6

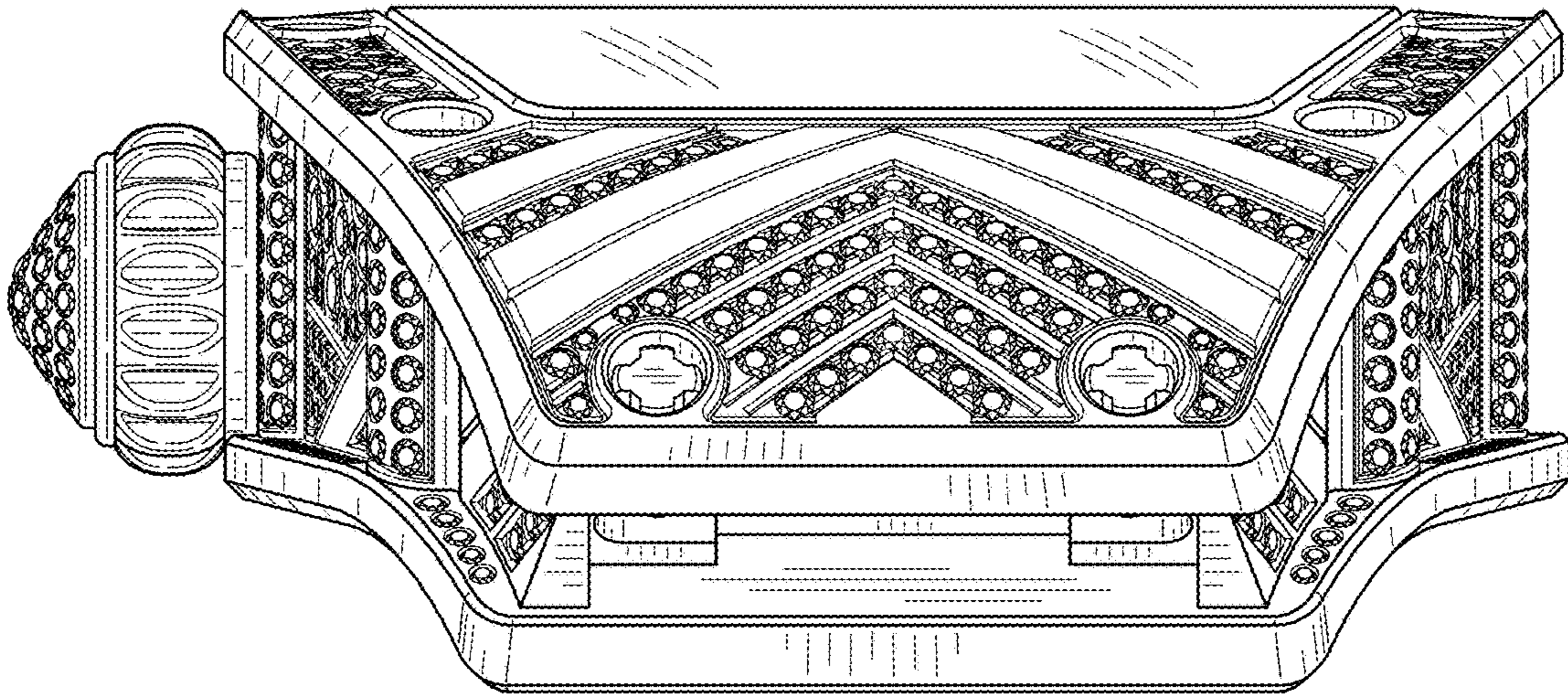


FIG. 7

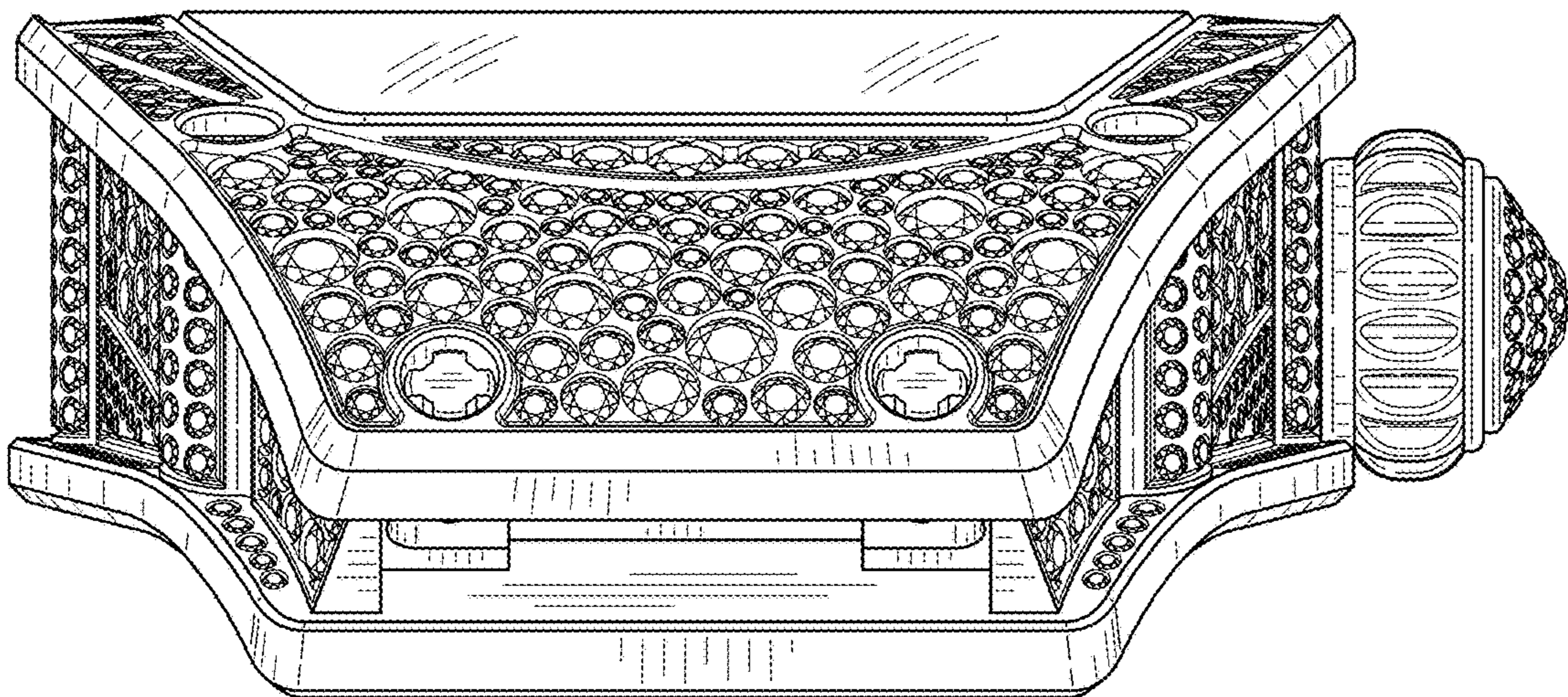


FIG. 8



FIG. 9

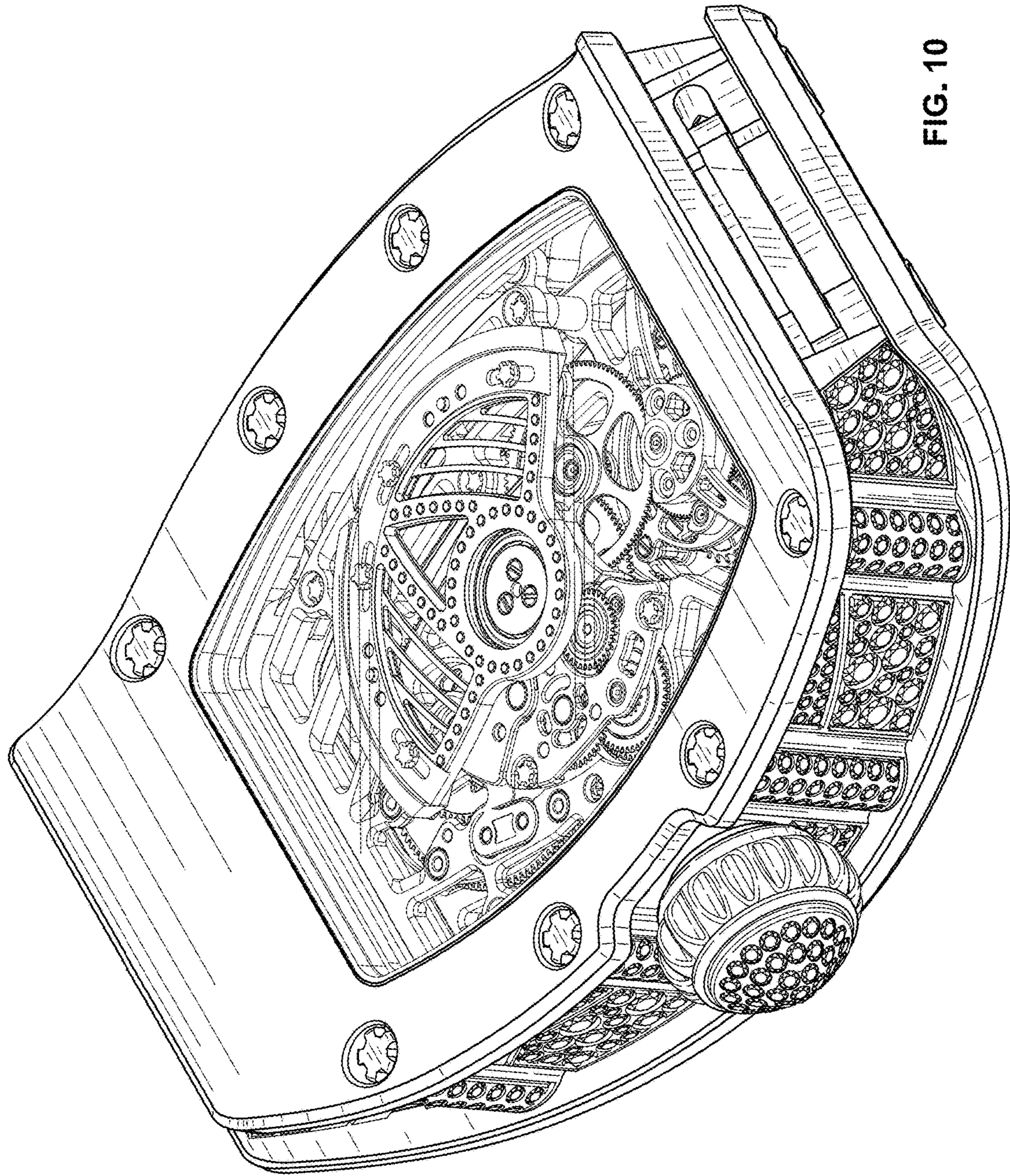


FIG. 10