



US00D823135S

(12) **United States Design Patent**
Scherer

(10) **Patent No.:** **US D823,135 S**
(45) **Date of Patent:** **** Jul. 17, 2018**

(54) **WALL CLOCK**

CPC G04B 19/305
See application file for complete search history.

(71) Applicant: **Sebastian Scherer**, Berlin (DE)

(72) Inventor: **Sebastian Scherer**, Berlin (DE)

(**) Term: **15 Years**

(21) Appl. No.: **35/502,125**

(22) Filed: **Jun. 21, 2016**

(80) **Hague Agreement Data**

Int. Filing Date: **Jun. 21, 2016**
Int. Reg. No.: **DM/091290**
Int. Reg. Date: **Jun. 21, 2016**
Int. Reg. Pub. Date: **Dec. 23, 2016**

(30) **Foreign Application Priority Data**

Dec. 21, 2015 (DE) 40 2015 101 634

(51) **LOC (11) Cl.** **10-01**

(52) **U.S. Cl.**
USPC **D10/21**

(58) **Field of Classification Search**
USPC D10/1, 2, 21

(56) **References Cited**

U.S. PATENT DOCUMENTS

2,008,930 A * 7/1935 Schmidt G04B 19/305
368/79
D249,334 S * 9/1978 Watt D10/21
D259,475 S * 6/1981 Miller D10/1
D322,572 S * 12/1991 Mayuzumi D10/21
D322,573 S * 12/1991 Sugano D10/21
D551,990 S * 10/2007 Byrom D10/2
D554,534 S * 11/2007 Adams D10/21

* cited by examiner

Primary Examiner — George D. Kirschbaum

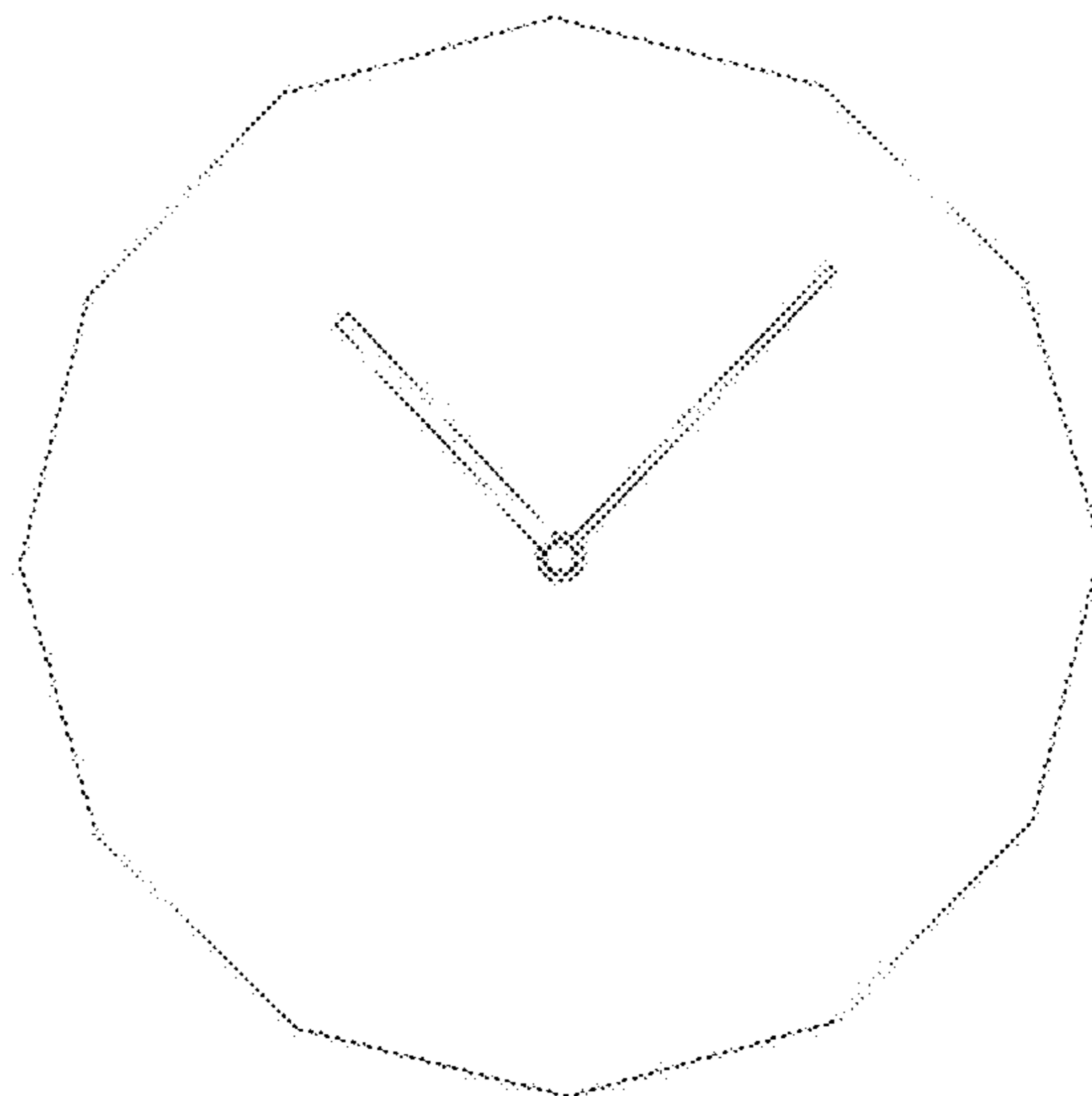
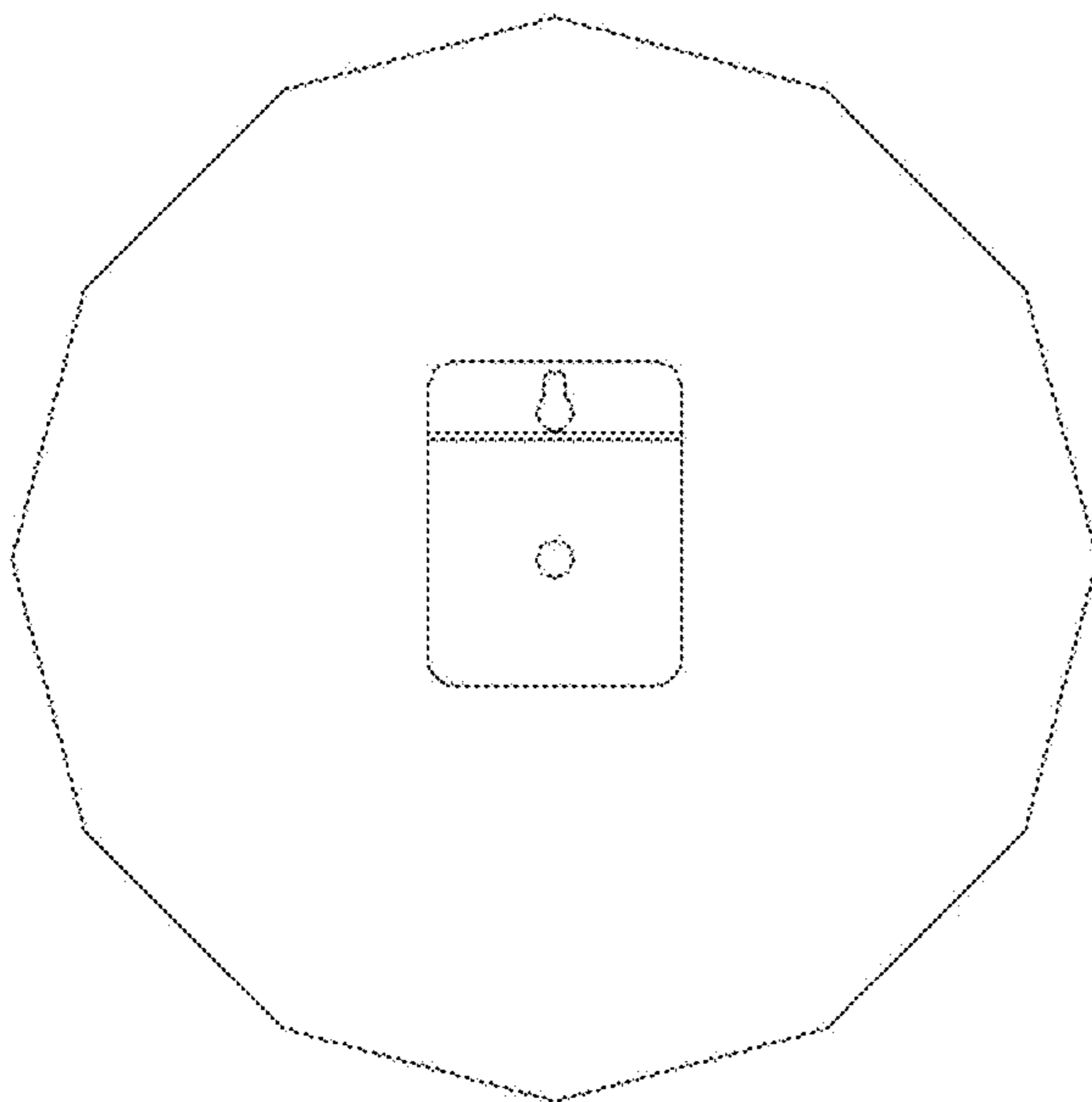
(57) **CLAIM**

The ornamental design for a wall clock, as shown and described.

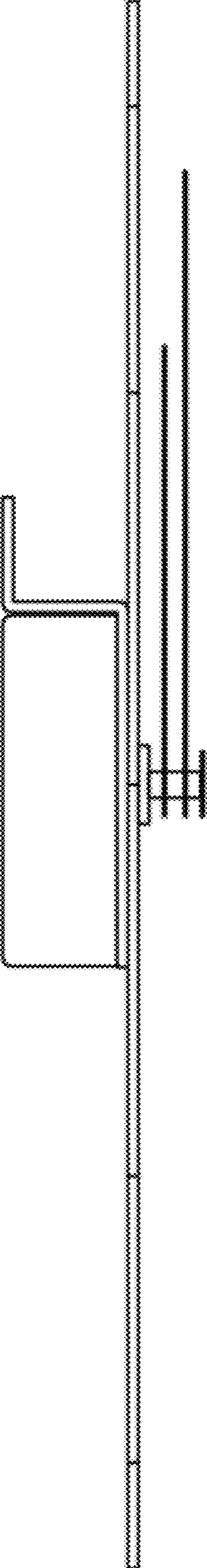
DESCRIPTION

Figure 1.1 shows a side view of a wall clock;
Figure 1.2 is a back view thereof; and
Figure 1.3 is a front view thereof.

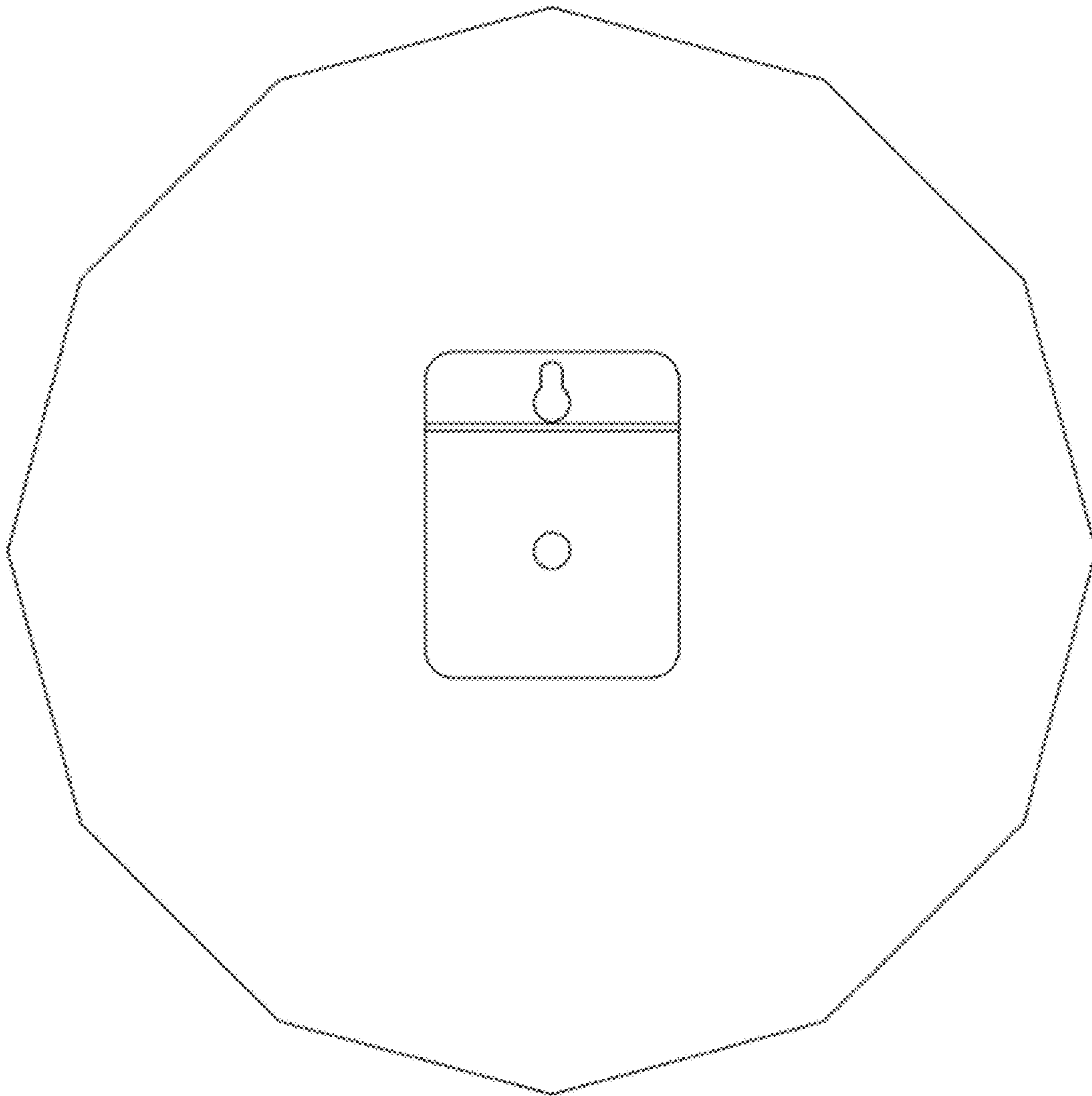
1 Claim, 3 Drawing Sheets



1.1



1.2



1.3

