



US00D823121S

(12) **United States Design Patent**  
**Guo**

(10) **Patent No.:** **US D823,121 S**  
(45) **Date of Patent:** **\*\* Jul. 17, 2018**

(54) **LIQUID CONTAINER**

(71) Applicant: **Han Guo**, Beijing (CN)

(72) Inventor: **Han Guo**, Beijing (CN)

(\*\*) Term: **15 Years**

(21) Appl. No.: **29/595,358**

(22) Filed: **Feb. 28, 2017**

(51) **LOC (11) Cl.** ..... **09-01**

(52) **U.S. Cl.**  
USPC ..... **D9/608; D21/605**

(58) **Field of Classification Search**  
USPC ..... D3/270, 271.1–271.4; D7/510, 514–520,  
D7/599, 604, 613, 619.2, 623, 628;  
D9/600–613; 206/457, 459.5, 488, 527;  
215/381–384, 400; 229/116.1;  
D21/604–605

CPC .... B65D 5/4258; B65D 5/4262; B65D 81/60;  
B65D 81/365; B65D 81/366; B65D  
81/368; B65D 2203/00; B65D 2203/02;  
B65D 67/00; A63H 81/16; A63F 9/001  
See application file for complete search history.

(56) **References Cited**

**U.S. PATENT DOCUMENTS**

D192,390 S \* 3/1962 DeKolb ..... D21/604  
D295,880 S \* 5/1988 Stokey ..... D21/604  
D311,046 S \* 10/1990 Yaneck ..... D21/604  
D350,793 S \* 9/1994 Bro ..... D21/604

D356,612 S \* 3/1995 Mayuzumi ..... D21/604  
D358,300 S \* 5/1995 Brown ..... D9/608  
5,613,312 A \* 3/1997 Crowell ..... B65D 81/368  
206/457  
D383,667 S \* 9/1997 Frerichs ..... D9/608  
D401,141 S \* 11/1998 Carroll ..... D9/608  
D407,219 S \* 3/1999 Rigarlsford ..... D21/604  
D416,481 S \* 11/1999 Densmore ..... D9/608  
D632,744 S \* 2/2011 Hunt ..... D21/605  
D684,730 S \* 6/2013 Grabois ..... D21/604  
D692,278 S \* 10/2013 Perez  
D715,805 S \* 10/2014 Hilton ..... D21/604

\* cited by examiner

*Primary Examiner* — Sandra L Morris


(57) **CLAIM**

The ornamental design for a liquid container, as shown and described.

**DESCRIPTION**

FIG. 1 is a front perspective view of a liquid container in accordance with the present invention.  
FIG. 2 is a rear perspective view thereof.  
FIG. 3 is a front view thereof.  
FIG. 4 is a right view thereof.  
FIG. 5 is a left view thereof.  
FIG. 6 is a top view thereof.  
FIG. 7 is a bottom view thereof; and,  
FIG. 8 is a rear view thereof.

**1 Claim, 8 Drawing Sheets**






FIGURE 1




FIGURE 2




FIGURE 3

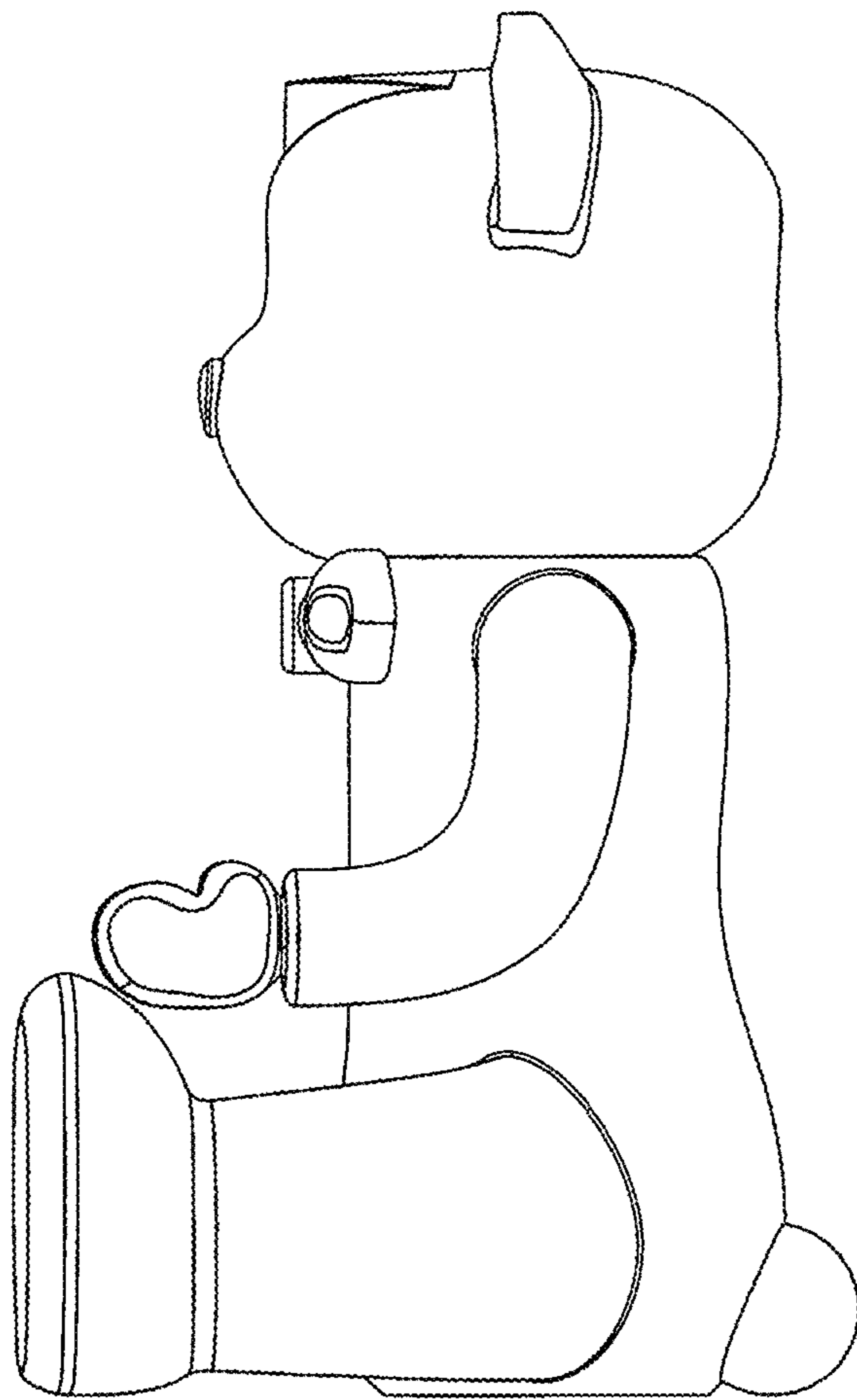


FIGURE 4

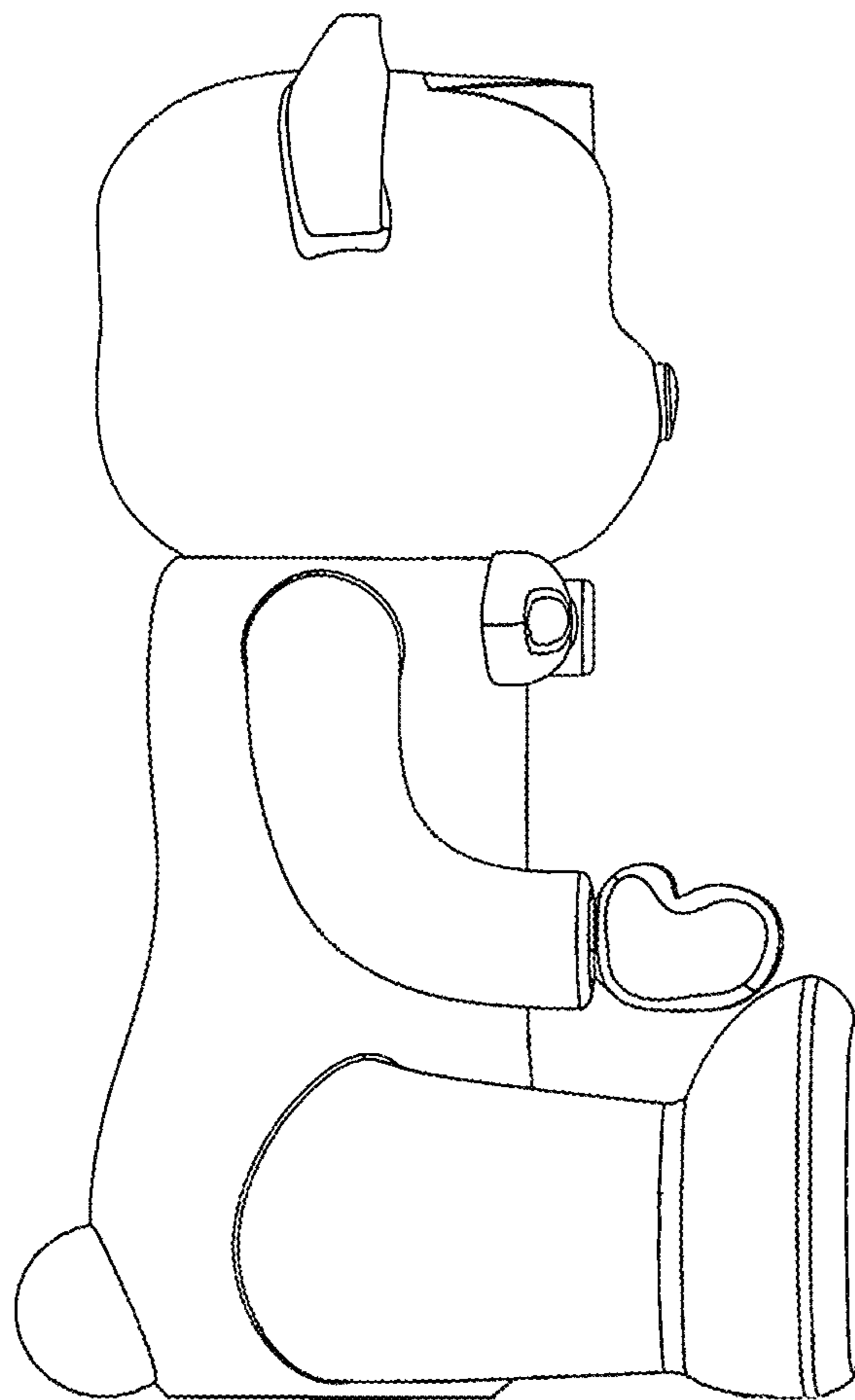


FIGURE 5

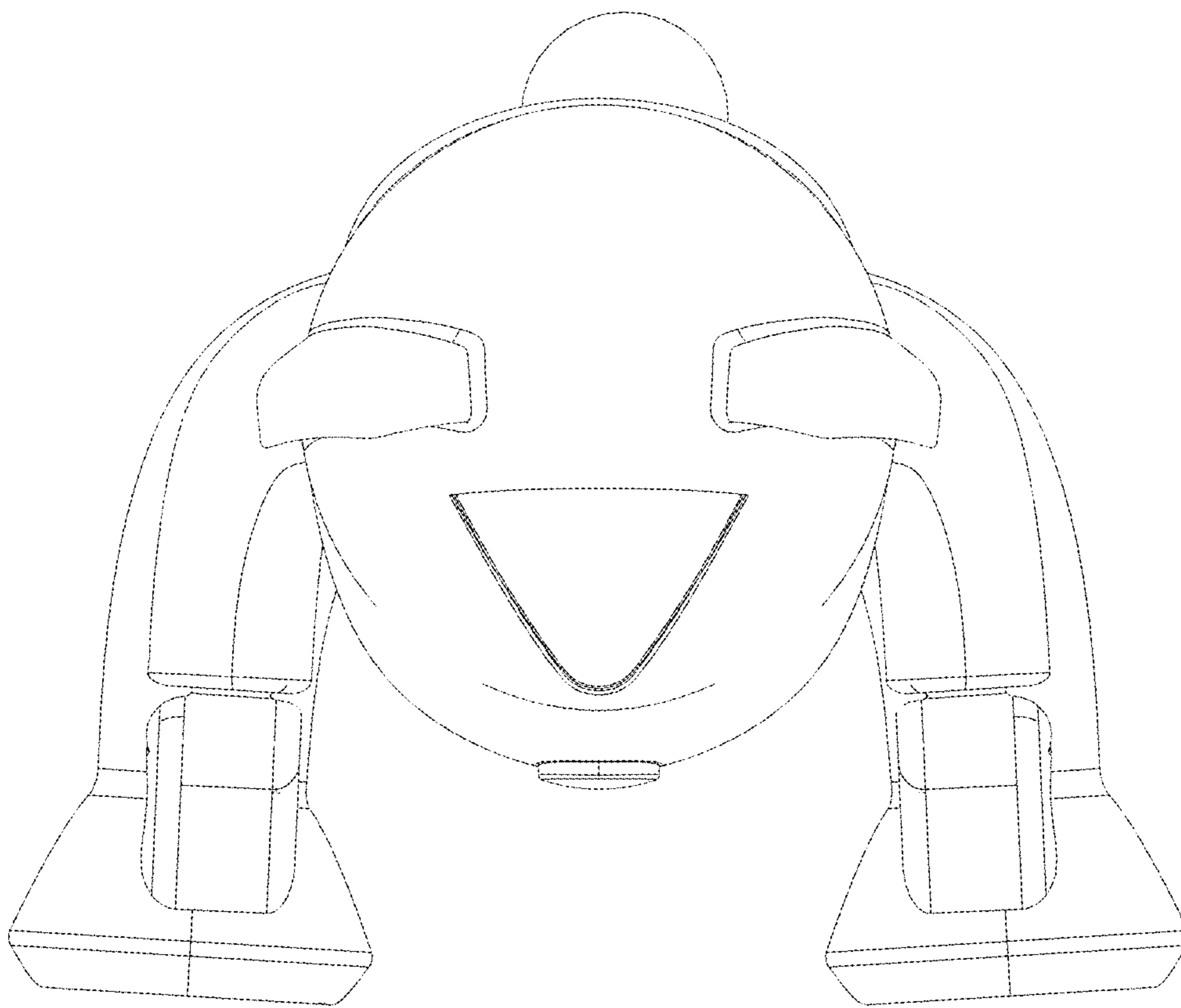


FIGURE 6

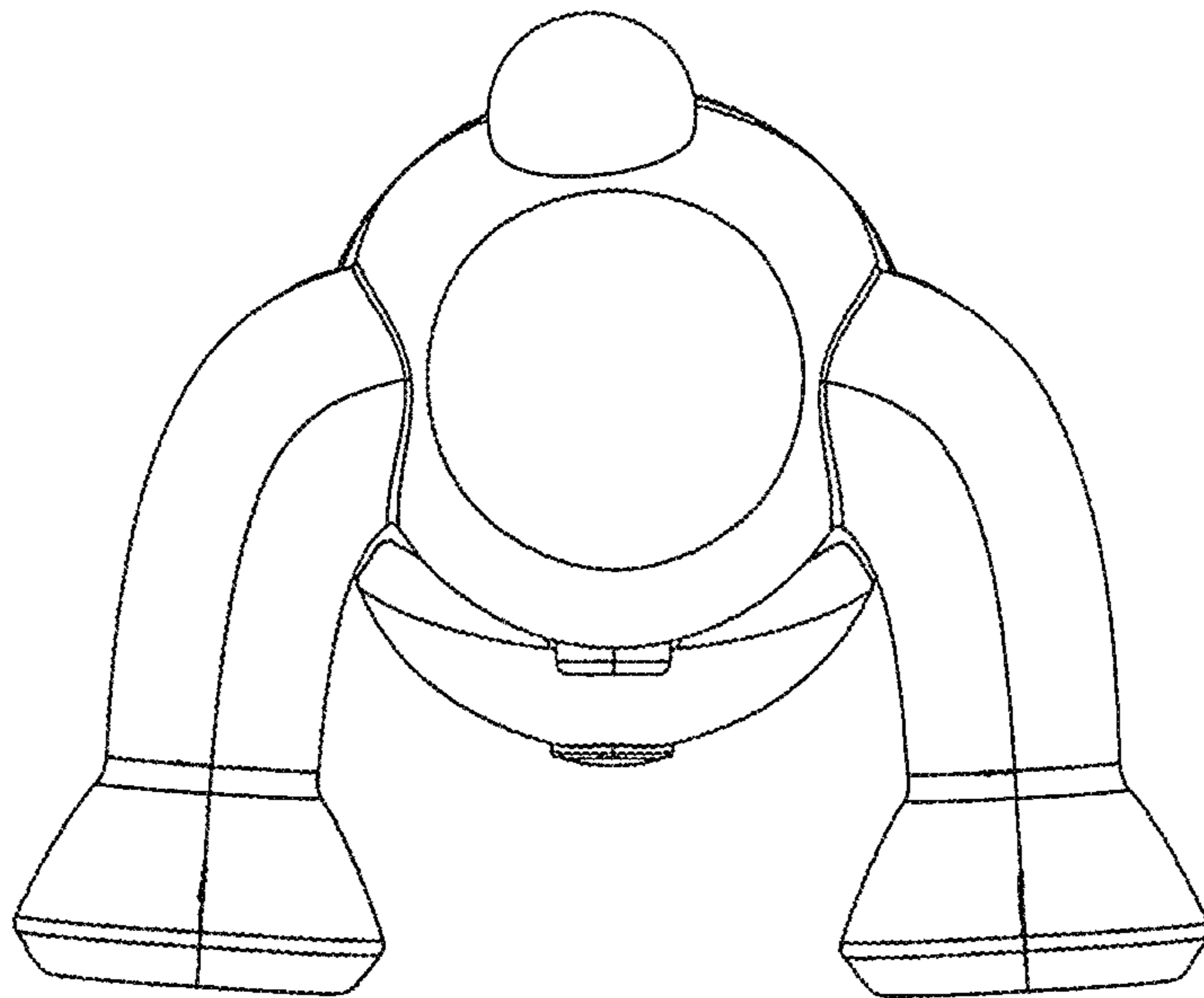


FIGURE 7



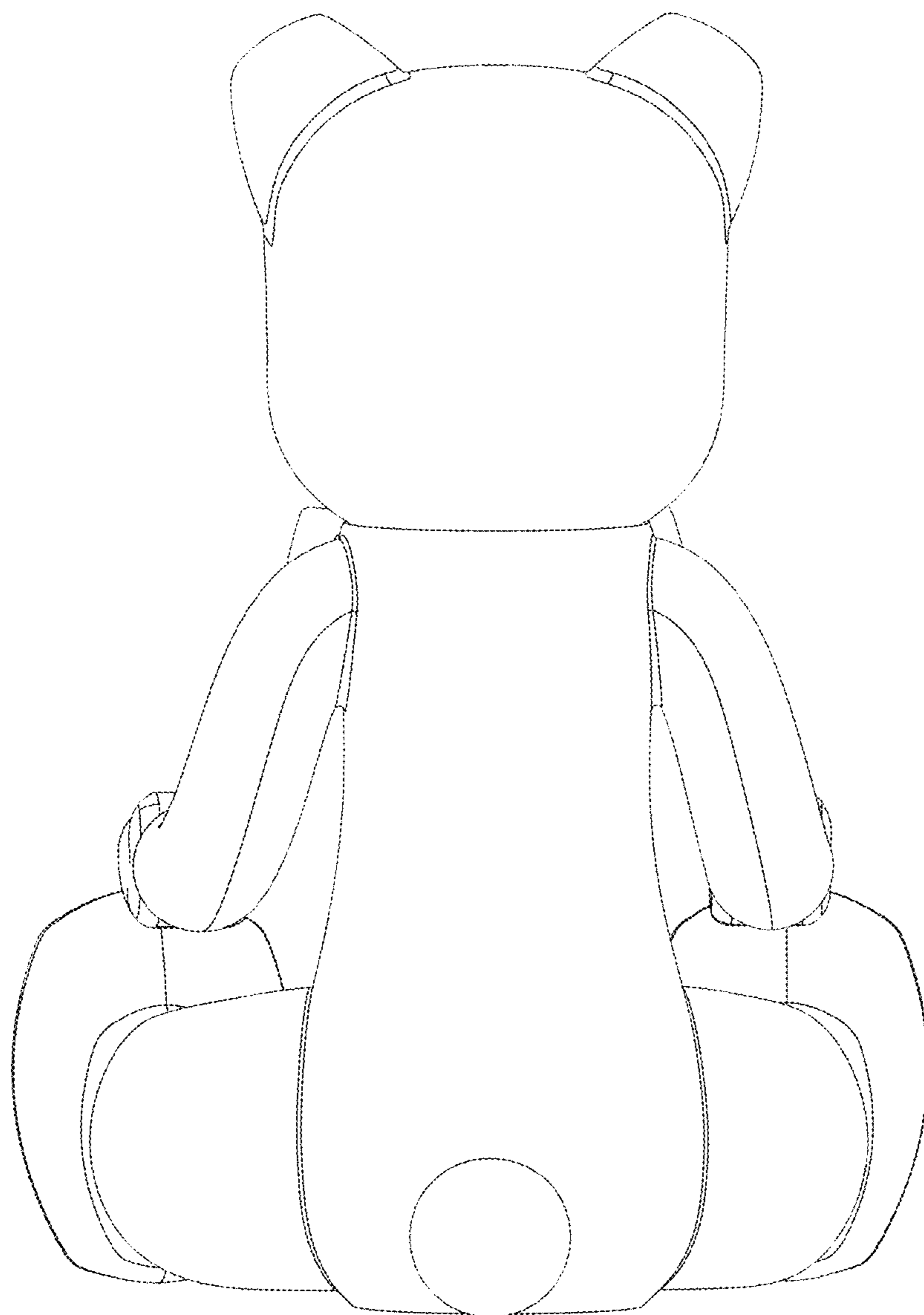


FIGURE 8