



US00D823112S

(12) **United States Design Patent**
Ramsey

(10) **Patent No.:** **US D823,112 S**
(45) **Date of Patent:** **** Jul. 17, 2018**

(54) **CAN END**

B65D 2543/00296; B65D 5/46; B65D
2251/00

(71) Applicant: **Crown Packaging Technology, Inc.**,
Alsip, IL (US)

See application file for complete search history.

(72) Inventor: **Christopher Paul Ramsey**, Wantage
(GB)

(56) **References Cited**

(73) Assignee: **Crown Packaging Technology, Inc.**,
Alsip, IL (US)

U.S. PATENT DOCUMENTS

(**) Term: **15 Years**

D263,803	S	*	4/1982	Fraze	D9/438
D265,463	S	*	7/1982	Hasegawa	D9/438
5,105,973	A	*	4/1992	Jentzsch	B21D 51/26 220/606
D364,807	S	*	12/1995	Taylor	220/269
D365,274	S	*	12/1995	Cook	D9/438
D365,988	S	*	1/1996	Clarke, III	D9/438
D371,073	S	*	6/1996	Taylor	D9/438
D382,481	S	*	8/1997	McEldowney	D9/438
D385,192	S	*	10/1997	Hurst	D9/438

(21) Appl. No.: **29/577,584**

(Continued)

(22) Filed: **Sep. 14, 2016**

Primary Examiner — Michael A. Pratt
Assistant Examiner — Wendy L Arminio

(30) **Foreign Application Priority Data**

(74) *Attorney, Agent, or Firm* — Baker & Hostetler LLP

Mar. 23, 2016	(EM)	003039296-0001
Mar. 23, 2016	(EM)	003039296-0002
Mar. 23, 2016	(EM)	003039296-0003

(57) **CLAIM**

I claim the ornamental design for a can end, as shown and described.

(51) **LOC (11) Cl.** **09-07**

DESCRIPTION

(52) **U.S. Cl.**

USPC **D9/438**

(58) **Field of Classification Search**

USPC D9/414, 417, 428, 432, 434, 435, 438,
D9/443-450, 452-456, 499, 682-685;
D7/387, 392, 392.1, 393, 396.1-396.4,
D7/398, 401.1, 507, 509-511, 538, 900;
D3/202, 294, 318; D28/91.1
CPC .. A61J 1/00; A61J 1/1412; B65D 1/00; B65D
1/02; B65D 1/10; B65D 1/46; B65D
2585/56; B65D 2585/545; B65D 41/00;
B65D 41/38; B65D 41/56; B65D 41/62;
B65D 47/00; B65D 47/06; B65D 47/08;
B65D 2543/00046; B65D 2543/00092;

FIG. 1 is a top view of a can end according to a first embodiment of my new design;
FIG. 2 is a top perspective view thereof;
FIG. 3 is side view thereof, the side view being identical to the rear, left side, and right side views;
FIG. 4 is a bottom view thereof;
FIG. 5 is a top view of a can end according to a second embodiment of my new design;
FIG. 6 is a top perspective view thereof;
FIG. 7 is side view thereof, the side view being identical to the rear, left side, and right side views;
FIG. 8 is a bottom view thereof;
FIG. 9 is a top view of a can end according to a third embodiment of my new design;
FIG. 10 is a top perspective view thereof;

(Continued)

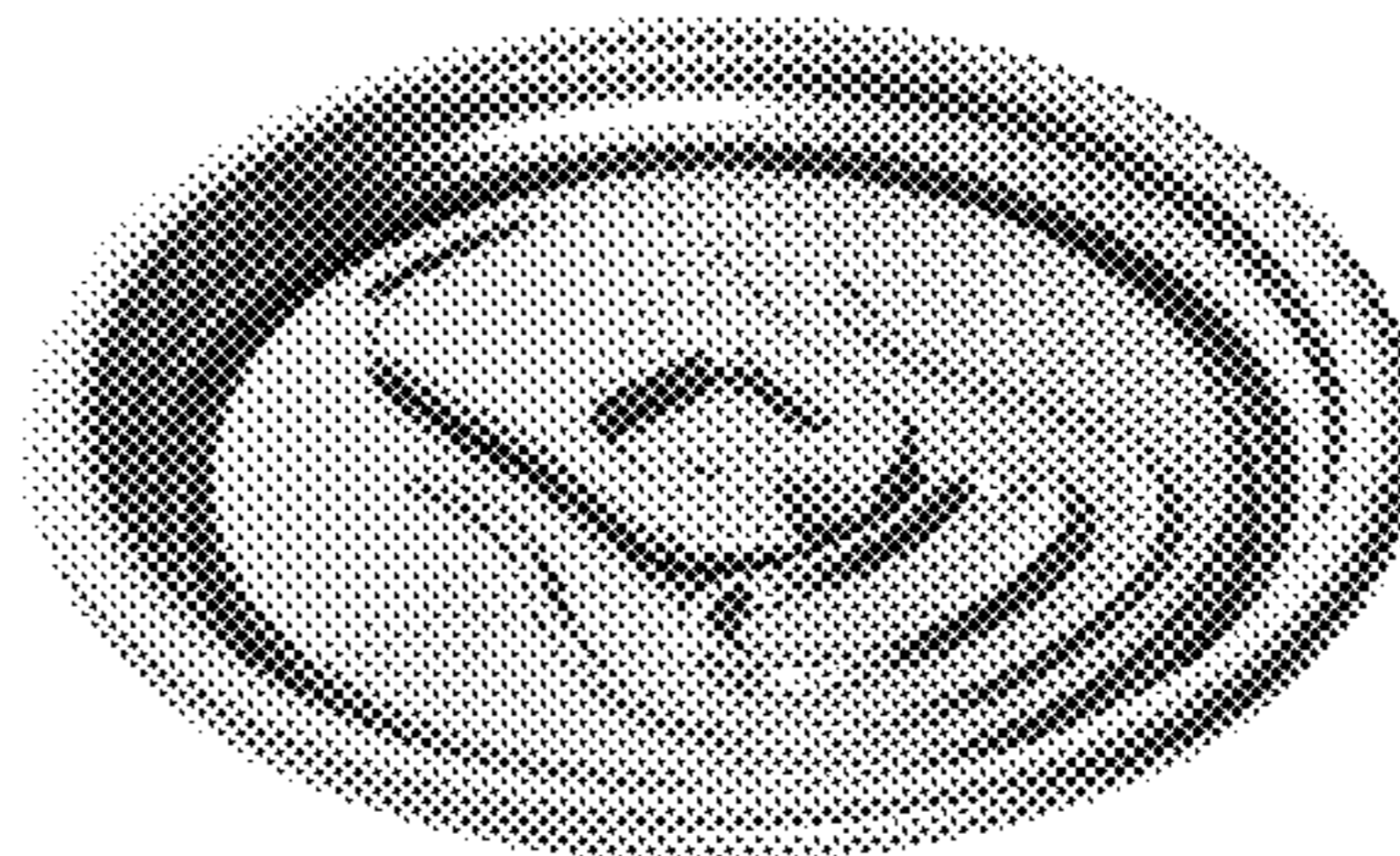



FIG. 11 is side view thereof, the side view being identical to the rear, left side, and right side views; and, FIG. 12 is a bottom view thereof.

1 Claim, 6 Drawing Sheets

(56)

References Cited

U.S. PATENT DOCUMENTS

D387,666	S	*	12/1997	Wise	D9/438
D387,987	S	*	12/1997	Neiner	D9/438
D396,635	S	*	8/1998	McEldowney	D9/438
D397,296	S	*	8/1998	McEldowney	D9/438
5,813,559	A	*	9/1998	Cho	B65D 17/166 220/258.2
D402,887	S	*	12/1998	Hurst	D9/438
D406,236	S	*	3/1999	Brifcani	D9/438
D411,107	S	*	6/1999	Turner	D9/438
D415,026	S	*	10/1999	Turner	D9/438
5,964,366	A	*	10/1999	Hurst	B65D 17/404 220/269
D421,719	S	*	3/2000	Wells	D9/438
D424,438	S	*	5/2000	Turner	D9/438
D448,666	S	*	10/2001	Fields	D9/438
7,914,640	B2	*	3/2011	Ronnberg	B65D 17/4012 156/256

D653,944	S	*	2/2012	Seki	D9/438
8,136,689	B2	*	3/2012	Ulstein	B65D 17/4012 220/372
D747,199	S	*	1/2016	Phillips	D9/438
D747,649	S	*	1/2016	Phillips	D9/438
9,403,628	B2	*	8/2016	Keane	B65D 51/1683
2005/0115976	A1	*	6/2005	Watson	B65D 17/08 220/619
2006/0102629	A1	*	5/2006	Ronnberg	B65D 17/4012 220/269
2013/0037542	A1	*	2/2013	Crothers	B65D 17/4012 220/269
2013/0075296	A1	*	3/2013	Ramsey	B41M 5/28 206/459.5
2013/0246136	A1	*	9/2013	Ramsey	G06Q 20/3276 705/14.12
2013/0270267	A1	*	10/2013	Ramsey	B65D 51/24 220/212
2014/0084003	A1	*	3/2014	Ramsey	B65B 43/00 220/270
2016/0016687	A1	*	1/2016	Ramsey	B41M 5/0047 347/20
2016/0034805	A1	*	2/2016	Ramsey	B23K 26/0087 206/459.5
2016/0332772	A1	*	11/2016	Ramsey	B65D 17/4012
2017/0107010	A1	*	4/2017	Keane	B65D 1/12

* cited by examiner



FIG. 1




FIG. 2




FIG. 3



FIG. 4



FIG. 5




FIG. 6




FIG. 7



FIG. 8



FIG. 9




FIG. 10




FIG. 11



FIG. 12