



US00D823099S

(12) **United States Design Patent**
Wuensch

(10) **Patent No.:** **US D823,099 S**
(45) **Date of Patent:** **** Jul. 17, 2018**

(54) **OPTIMIZING ELEMENT FOR SHEET PILES**

(71) Applicant: **W Engineering GmbH**, Rosshaupten (DE)

(72) Inventor: **Achim Wuensch**, Rosshaupten (DE)

(73) Assignee: **W ENGINEERING GmbH**, Rosshaupten (DE)

(**) Term: **15 Years**

(21) Appl. No.: **29/580,658**

(22) Filed: **Oct. 11, 2016**

(51) **LOC (11) Cl.** **08-08**

(52) **U.S. Cl.**
USPC **D8/382**; D25/119

(58) **Field of Classification Search**
USPC D25/119–126, 131–137, 164, 199;
D12/223, 400; D34/35; D20/42–44;
D26/138; D8/349, 354, 376, 377, 378,
D8/380, 381, 382; D6/702, 709, 712,
D6/719

CPC ... E04C 3/00; E04C 3/005; E04C 3/02; E04C 3/04; E04C 3/12; E04C 3/20; E04C 3/28; E04C 3/30; E04F 19/02; E04F 19/022; E04F 19/026; E04F 19/028; E04F 19/04; E04F 19/0436; E04F 19/0481; E04F 19/0486; E04F 19/06; E04F 19/061; E06B 1/00; E06B 1/006; E06B 1/02; E06B 1/04; E06B 1/045; E06B 1/12; E06B 1/16; E06B 1/34; E06B 1/342; E06B 1/345; E06B 1/347; E06B 1/36; E06B 1/363; E06B 1/366; E06B 1/38; E06B 1/40; E06B 1/52; E06B 1/522; E06B 1/524; E06B 1/526; E06B 1/528; E06B 1/56; E06B 1/60; E06B 1/6092; E06B 1/62; E06B 1/70; E06B 1/702; E06B 1/705; E06B 1/707; E04B 2/00; E04B 2/74; E04B 2/76; E04B 2/761; E04B 2/762; E04B 2/763; E04B 2/764; E04B 2/765; E04B 2/7854; E04B 2/7863;

E04B 2/7872; E04B 2/7881; E04B 2/789; E04B 2001/2436; E04B 2001/2439; E04B 2001/2442; E04B 2001/2445; E04B 2001/2448; E04B 2001/2451; E04B 2001/2454; E04B 2001/2457; E04B 2001/246; E04B 2001/2463; E02D 5/02; E02D 5/03; E02D 5/04; E02D 5/06; E02D 5/08; E02D 5/10; E02D 5/105; E02D 5/12; E02D 5/14; E02D 5/16; E02D 5/22; E02D 5/24

See application file for complete search history.

(56) **References Cited**

U.S. PATENT DOCUMENTS

2,150,291 A * 3/1939 Paque E04H 12/2215
256/21
3,524,292 A * 8/1970 Bottom E04D 3/363
52/522
3,822,557 A * 7/1974 Frederick E02D 5/08
405/248

(Continued)

Primary Examiner — Cynthia Ramirez

Assistant Examiner — L. Martinez-Rivera

(74) *Attorney, Agent, or Firm* — Karl F. Milde, Jr.; Eckert Seamans Cherin & Mellott, LLC

(57) **CLAIM**

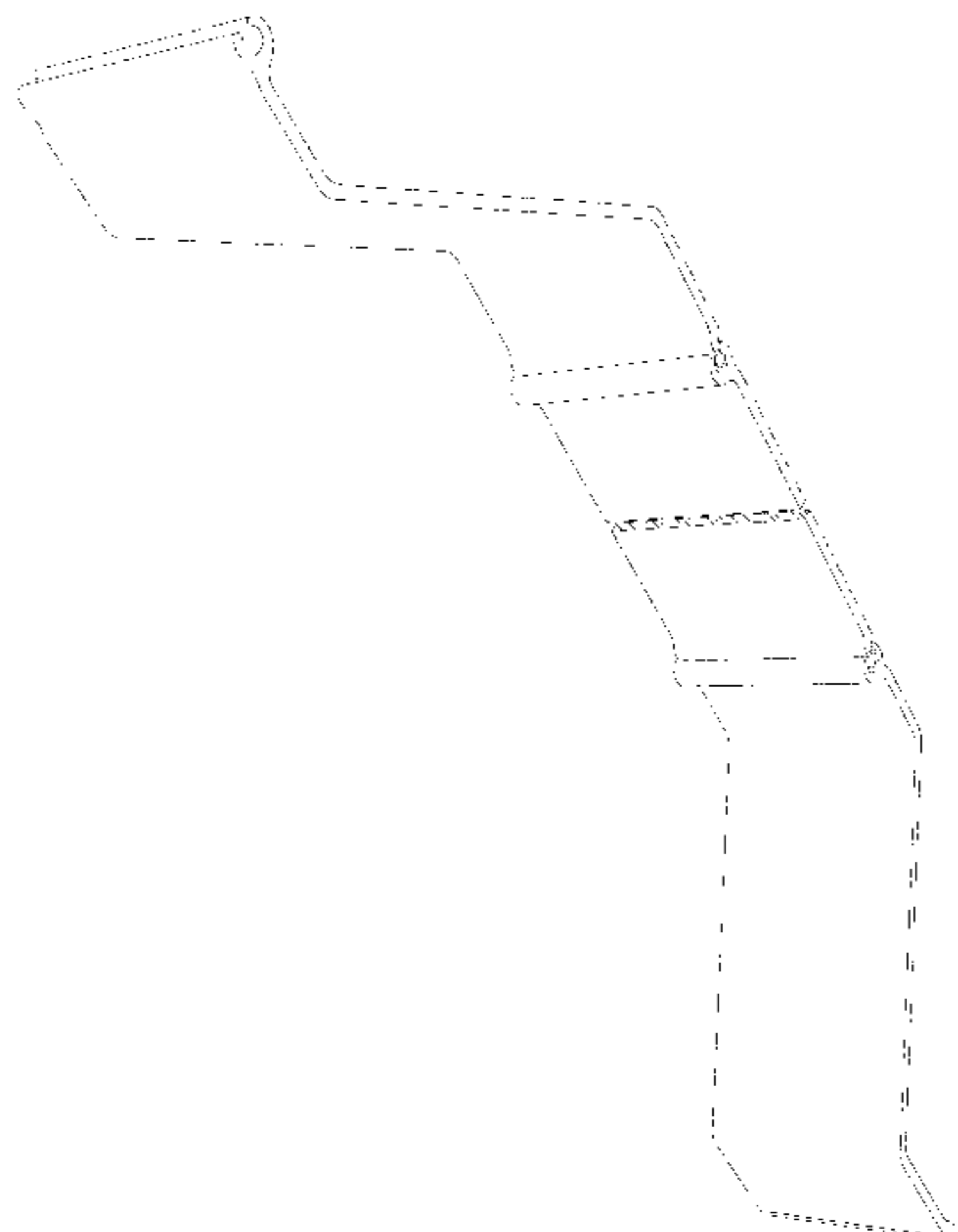
The ornamental design for an optimizing element for sheet piles, as shown and described.

DESCRIPTION

FIG. 1 is a perspective view of the optimizing element for sheet piles showing my new design; and, FIG. 2 is a front view of the optimizing element for sheet piles in FIG. 1.

The optimizing element is shown with a symbolic break in its length. The appearance of any portion of the optimizing element for sheet piles between the jagged break lines forms no part of the claimed design.

1 Claim, 2 Drawing Sheets



(56)

References Cited

U.S. PATENT DOCUMENTS

D256,731 S * 9/1980 Madsen D25/119
D256,843 S * 9/1980 Madsen D25/119
D342,011 S * 12/1993 Maguire D8/349
5,292,206 A * 3/1994 Sonck B63C 11/36
405/12
5,292,208 A * 3/1994 Berger E02D 5/06
405/274
6,000,883 A * 12/1999 Irvine E02D 5/02
405/274
6,420,014 B1 * 7/2002 Hartman E02D 5/04
405/274
6,575,667 B1 * 6/2003 Burt E02D 5/04
405/274
6,939,422 B2 * 9/2005 Moulin E02D 5/14
156/304.2
7,018,140 B1 * 3/2006 Hartman E02D 5/02
405/276
7,025,539 B2 * 4/2006 Irvine E02D 5/03
405/272
D541,638 S * 5/2007 Heindl D8/382
D543,096 S * 5/2007 Heindl D8/382
7,278,803 B1 * 10/2007 Moreau E02D 5/04
405/274
D573,266 S * 7/2008 Chefren D25/119

7,566,190 B2 * 7/2009 Heindl E02D 5/08
405/279
7,999,691 B2 * 8/2011 Wolf E02D 5/14
340/545.7
D723,909 S * 3/2015 McShane D8/382
D724,423 S * 3/2015 McShane D8/382
9,528,241 B2 * 12/2016 Hargrave E02D 5/14
2003/0034338 A1 * 2/2003 Moulin E02D 5/08
219/137 R
2003/0047267 A1 * 3/2003 Moulin E02D 5/14
156/71
2003/0053869 A1 * 3/2003 Moulin E02D 5/14
405/274
2005/0163575 A1 * 7/2005 Dagher E02D 5/02
405/274
2005/0271467 A1 * 12/2005 Ong E02D 5/08
403/359.1
2006/0257211 A1 * 11/2006 Kulkaski E02D 5/03
405/259.1
2008/0175674 A1 * 7/2008 Heindl E02D 5/08
405/278
2012/0076594 A1 * 3/2012 Park E02D 5/02
405/285
2014/0062038 A1 * 3/2014 Wolf E02D 5/14
277/648
2016/0115666 A1 * 4/2016 Hargrave E02D 5/14
277/637

* cited by examiner

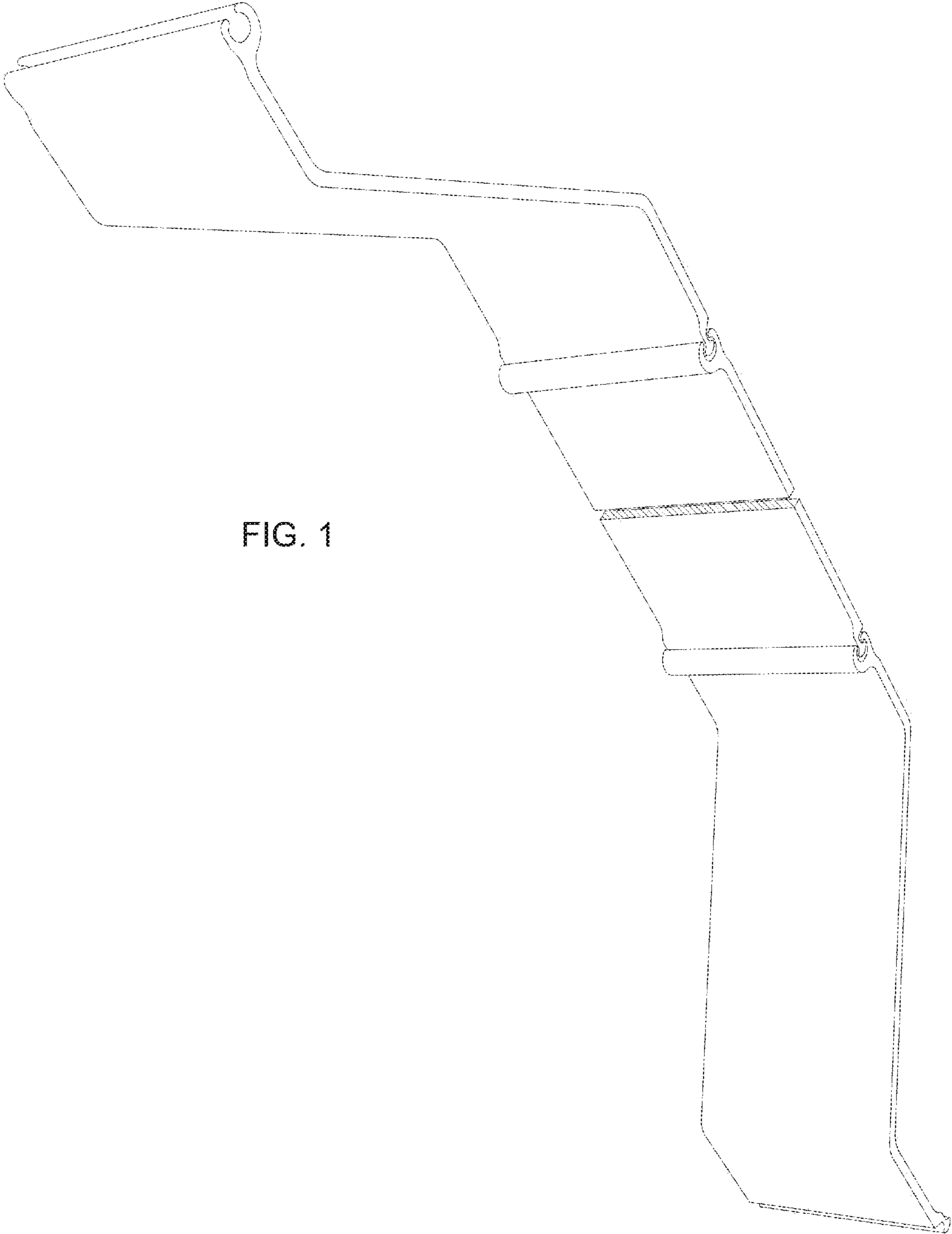


FIG. 1




FIG. 2