



US00D823092S

(12) **United States Design Patent** (10) **Patent No.:** **US D823,092 S**
Pfalzgraf et al. (45) **Date of Patent:** **** Jul. 17, 2018**

(54) **COMPANION ESCUTCHEONS**
(71) Applicant: **Sargent Manufacturing Company,**
New Haven, CT (US)
(72) Inventors: **Steven Pfalzgraf,** New Haven, CT
(US); **Jameson Cook,** New Haven, CT
(US)
(73) Assignee: **SARGENT MANUFACTURING**
COMPANY, New Haven, CT (US)

D552,966 S * 10/2007 Roberts D8/330
D552,967 S * 10/2007 Roberts D8/330
D570,188 S * 6/2008 Luo D8/330
D581,246 S * 11/2008 Conway D8/330
D593,399 S * 6/2009 Douglas D8/330
D595,109 S * 6/2009 Doucet D8/330
7,540,177 B1 * 6/2009 Luo E05B 15/02
340/5.53
D607,303 S * 1/2010 Kim D8/331
D630,929 S * 1/2011 Downey D8/331
D639,135 S * 6/2011 Doucet D8/330

(Continued)

(**) Term: **15 Years**

Primary Examiner — Mark Goodwin

(21) Appl. No.: **29/631,260**

(74) *Attorney, Agent, or Firm* — DeLio, Peterson &
Curcio, LLC; Thomas E. Ciesco

(22) Filed: **Dec. 28, 2017**

Related U.S. Application Data

(57) **CLAIM**

(62) Division of application No. 29/581,307, filed on Oct.
18, 2016, now Pat. No. Des. 813,010.

The ornamental design for a “companion escutcheons”, as
shown and described.

(51) **LOC (11) Cl.** **08-07**

(52) **U.S. Cl.**
USPC **D8/331; D8/353**

DESCRIPTION

(58) **Field of Classification Search**
USPC D8/330, 331, 334, 300, 301, 302,
D8/350–353; 70/14, 20–22, 57, 57.1,
70/284–286, 314, DIG. 44; 340/5.21,
340/5.54, 5.65, 5.73, 5.81, 5.85
CPC . E05C 9/004; E05B 9/002; E05B 9/00; E05B
9/02; E05B 37/00; E05B 1/00; E05B
3/00; E05B 47/00; E05B 47/06; E05B
49/00; E05B 15/02; E05B 15/00; E05B
13/103; Y10T 70/8324; Y10T 70/8459;
Y10T 70/8514; Y10T 70/8568

FIG. 1 is a right front top perspective view of the “companion escutcheons” design according to our invention; FIG. 2 is a front elevational view of the “companion escutcheons” shown in FIG. 1; FIG. 3 is a top elevational view of the “companion escutcheons” shown in FIG. 1; FIG. 4 is a bottom elevational view of the “companion escutcheons” shown in FIG. 1; FIG. 5 is a left side elevational view of the “companion escutcheons” shown in FIG. 1; and, FIG. 6 is a right side elevational view of the “companion escutcheons” shown in FIG. 1.

See application file for complete search history.


The rear view of the “companion escutcheons” is not included and forms no part of the design. Portions of the companion escutcheons are shown in phantom lines and form no part of the design.

(56) **References Cited**

U.S. PATENT DOCUMENTS

6,733,050 B1 * 5/2004 Yao E05B 63/044
292/137
D533,763 S * 12/2006 Wright D8/330

1 Claim, 2 Drawing Sheets



(56)

References Cited

U.S. PATENT DOCUMENTS

D666,074 S	*	8/2012	Genord	D8/330
D682,656 S	*	5/2013	Cramer	D8/331
D738,700 S	*	9/2015	Yan	D8/330

* cited by examiner

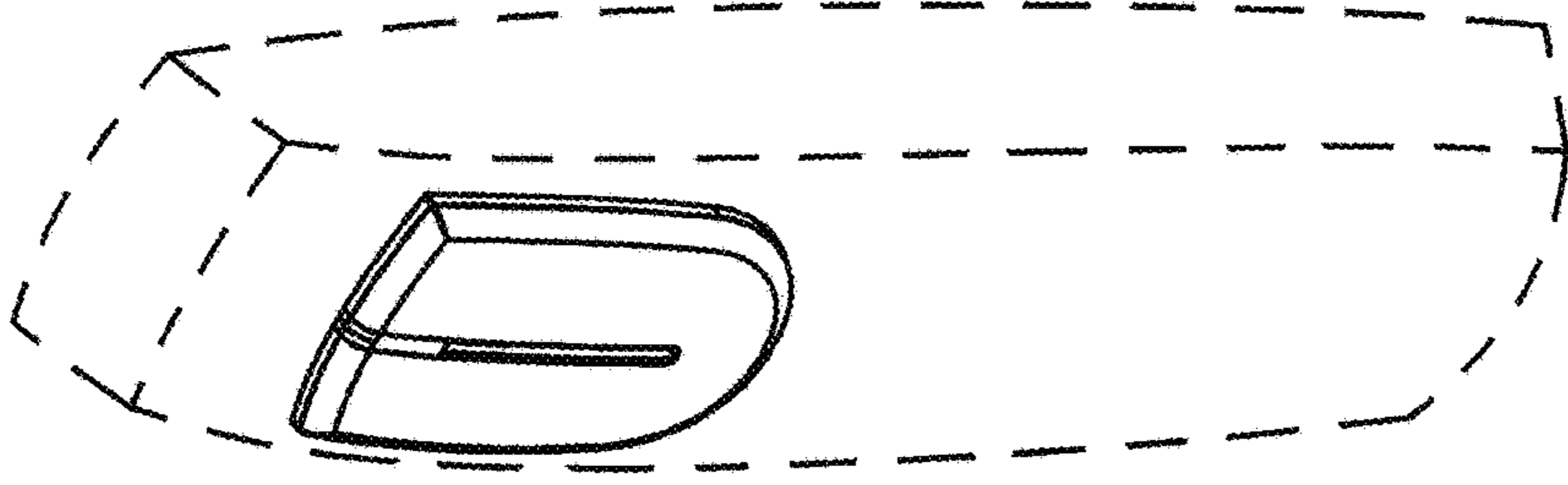


FIG. 1

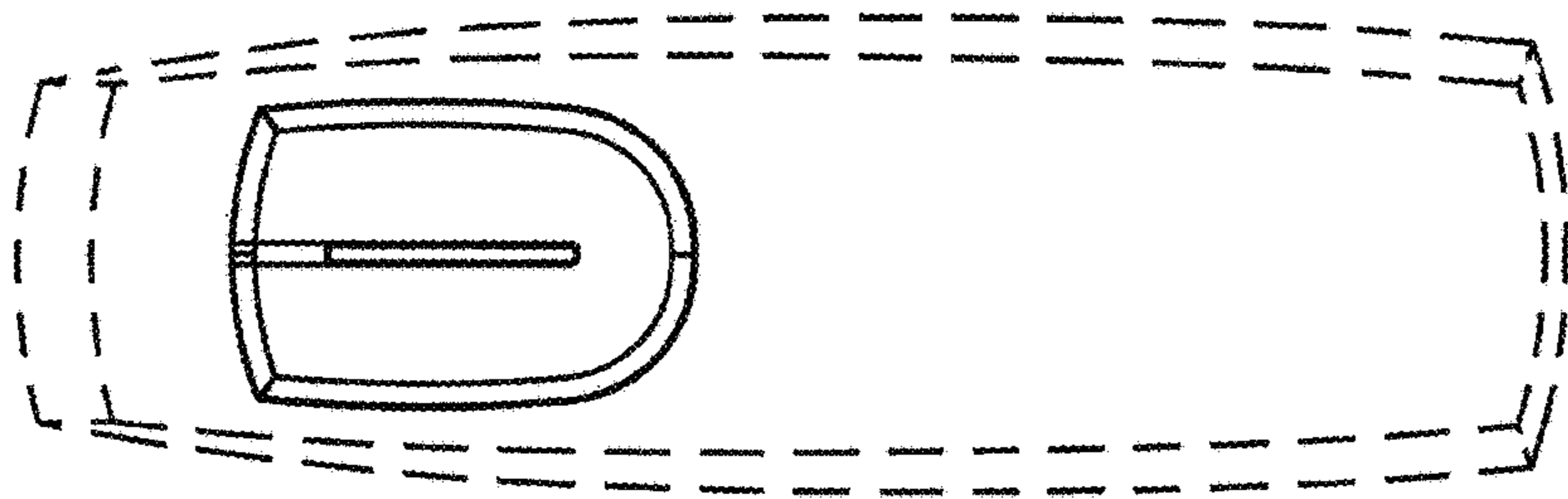


FIG. 2

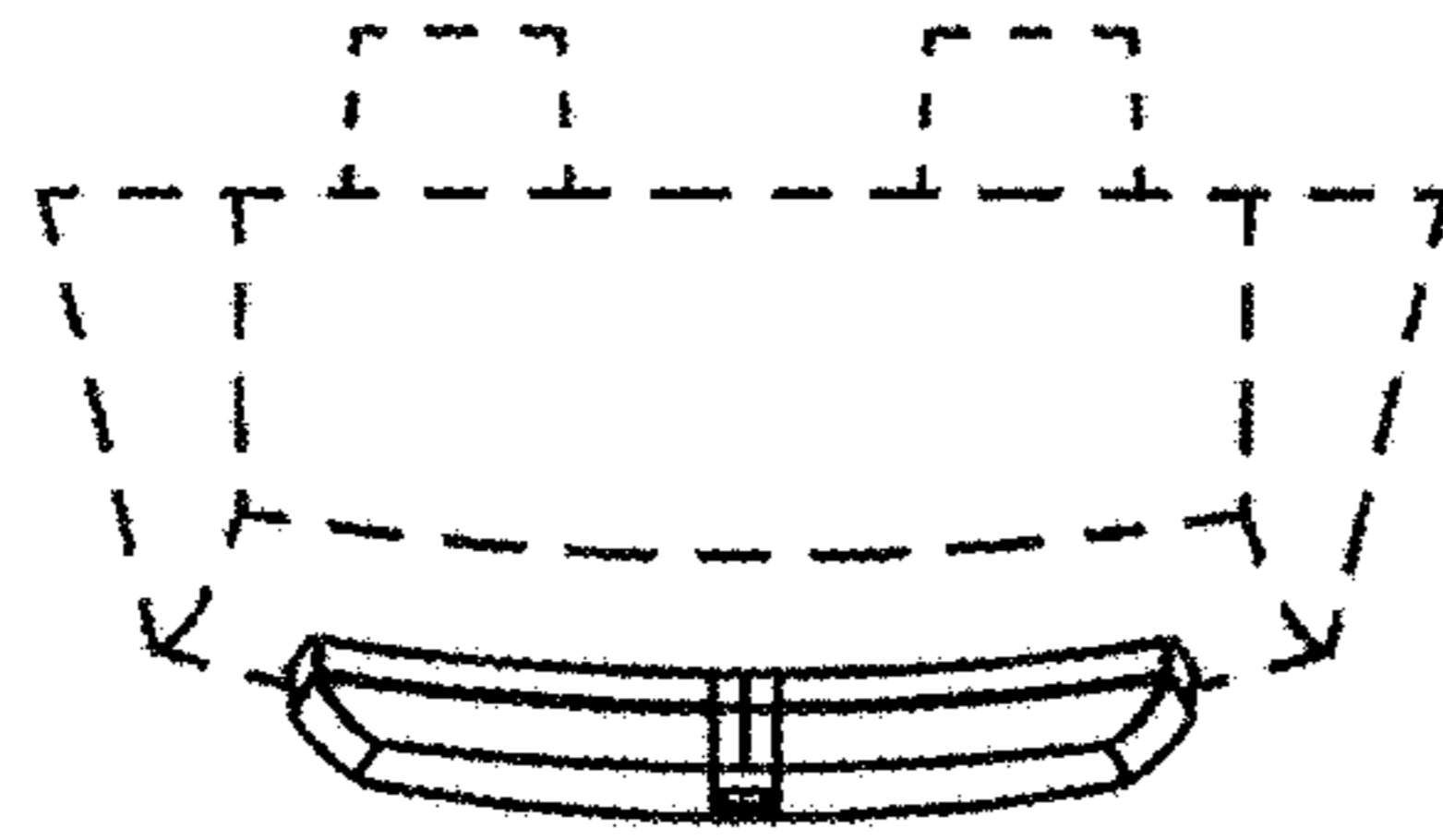


FIG. 3

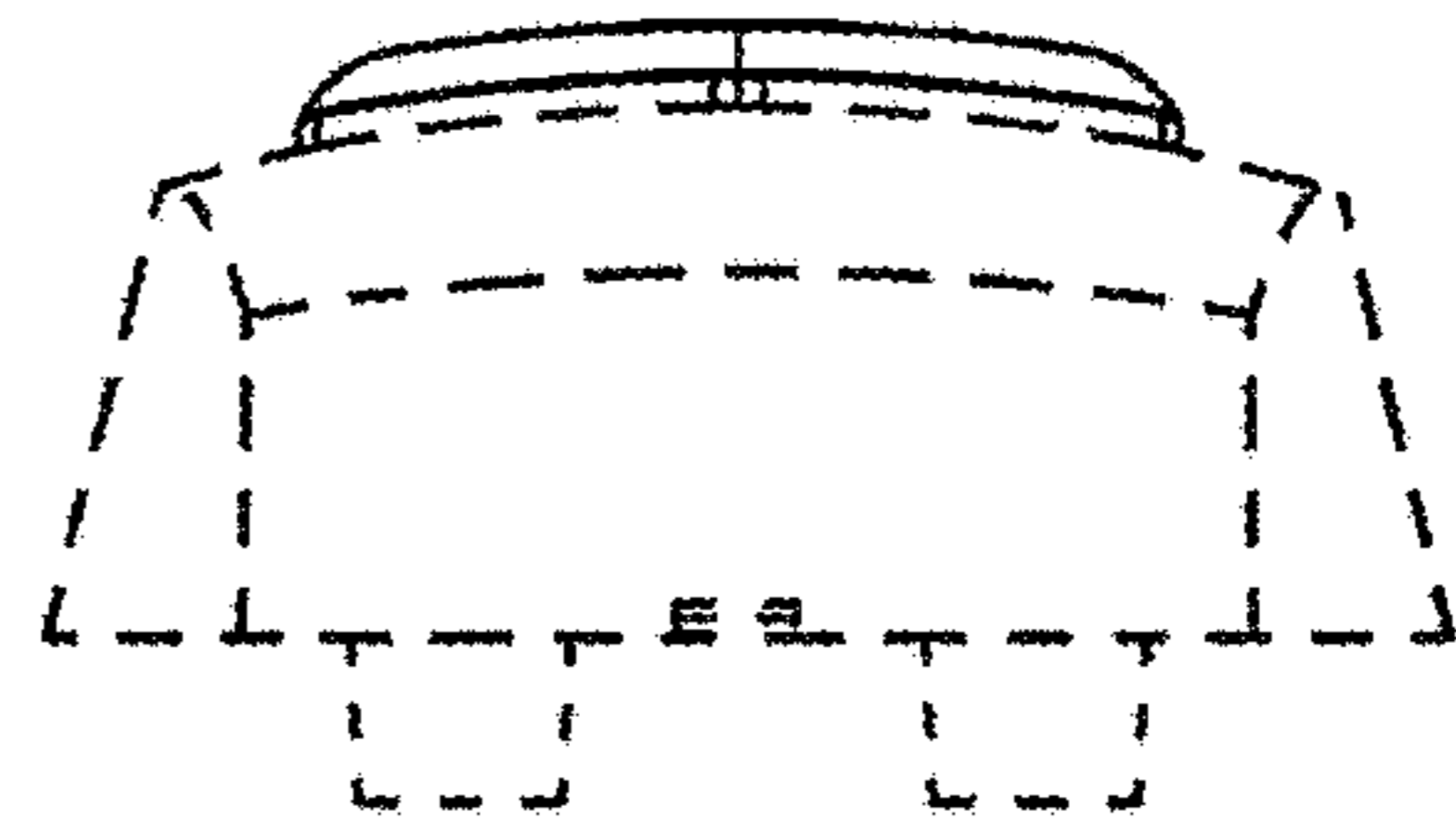


FIG. 4




FIG. 5




FIG. 6