



US00D823087S

(12) **United States Design Patent**  
**Taniguchi et al.**

(10) **Patent No.:** **US D823,087 S**  
(45) **Date of Patent:** **\*\* Jul. 17, 2018**

- (54) **PORTABLE ELECTRIC DRILL**
- (71) Applicant: **Hitachi Koki Co., Ltd.**, Minato-Ku, Tokyo (JP)
- (72) Inventors: **Takeshi Taniguchi**, Hitachinaka (JP);  
**Shinichi Kakefuda**, Hitachinaka (JP);  
**Takeru Tomiyama**, Hitachinaka (JP)
- (73) Assignee: **Hitachi Koki Co., Ltd.**, Minato-Ku, Tokyo (JP)
- (\*\*) Term: **15 Years**
- (21) Appl. No.: **29/593,660**
- (22) Filed: **Feb. 10, 2017**
- (30) **Foreign Application Priority Data**  
Aug. 10, 2016 (JP) ..... 2016-017174
- (51) **LOC (11) Cl.** ..... **08-05**
- (52) **U.S. Cl.**  
USPC ..... **D8/68**
- (58) **Field of Classification Search**  
USPC ..... D8/61, 67, 68  
CPC .... B62D 23/005; B62D 29/00; B62D 29/043;  
B62D 31/00; B62D 33/046; B62D 35/00;  
B62D 35/001; B60Q 1/0005  
See application file for complete search history.

- (56) **References Cited**  
U.S. PATENT DOCUMENTS  
D279,862 S \* 7/1985 Sato ..... D8/61  
D280,797 S \* 10/1985 Sakamoto ..... D8/61  
D280,883 S \* 10/1985 Sakamoto ..... D8/61  
D300,717 S \* 4/1989 Hasegawa ..... D8/68  
D314,698 S \* 2/1991 Zurwelle ..... D8/68  
D316,021 S \* 4/1991 Bunyea ..... D8/68  
D319,763 S \* 9/1991 Reiferscheid ..... D8/68

- D330,152 S \* 10/1992 Ogawa ..... D8/68
- D332,208 S \* 1/1993 Sakamoto ..... D8/68
- D337,711 S \* 7/1993 Ogawa ..... D8/68
- D339,727 S \* 9/1993 Kikuchi ..... D8/68
- D342,878 S \* 1/1994 Watanabe ..... D8/68
- D384,261 S \* 9/1997 Hayakawa ..... D8/68
- D396,621 S \* 8/1998 Zurwelle ..... D8/68
- D400,416 S \* 11/1998 Zurwelle ..... D8/68
- D402,872 S \* 12/1998 Clowers ..... D8/68
- D406,740 S \* 3/1999 Zurwelle ..... D8/68
- D406,742 S \* 3/1999 Schoen ..... D8/68
- D426,125 S \* 6/2000 Hayakawa ..... D8/61
- D439,123 S \* 3/2001 Sakai ..... D8/68
- D441,268 S \* 5/2001 Heun ..... D8/68
- D452,639 S \* 1/2002 Zurwelle ..... D8/68
- D466,386 S \* 12/2002 Zurwelle ..... D8/68
- D470,028 S \* 2/2003 Cooper ..... D8/68
- D482,254 S \* 11/2003 Tsuzuki ..... D8/68
- D486,049 S \* 2/2004 Sugiura ..... D8/68
- D490,677 S \* 6/2004 Chung ..... D8/68
- D496,574 S \* 9/2004 Sakai ..... D8/68

(Continued)

*Primary Examiner* — Darlington Ly  
(74) *Attorney, Agent, or Firm* — Banner & Witcoff, Ltd.

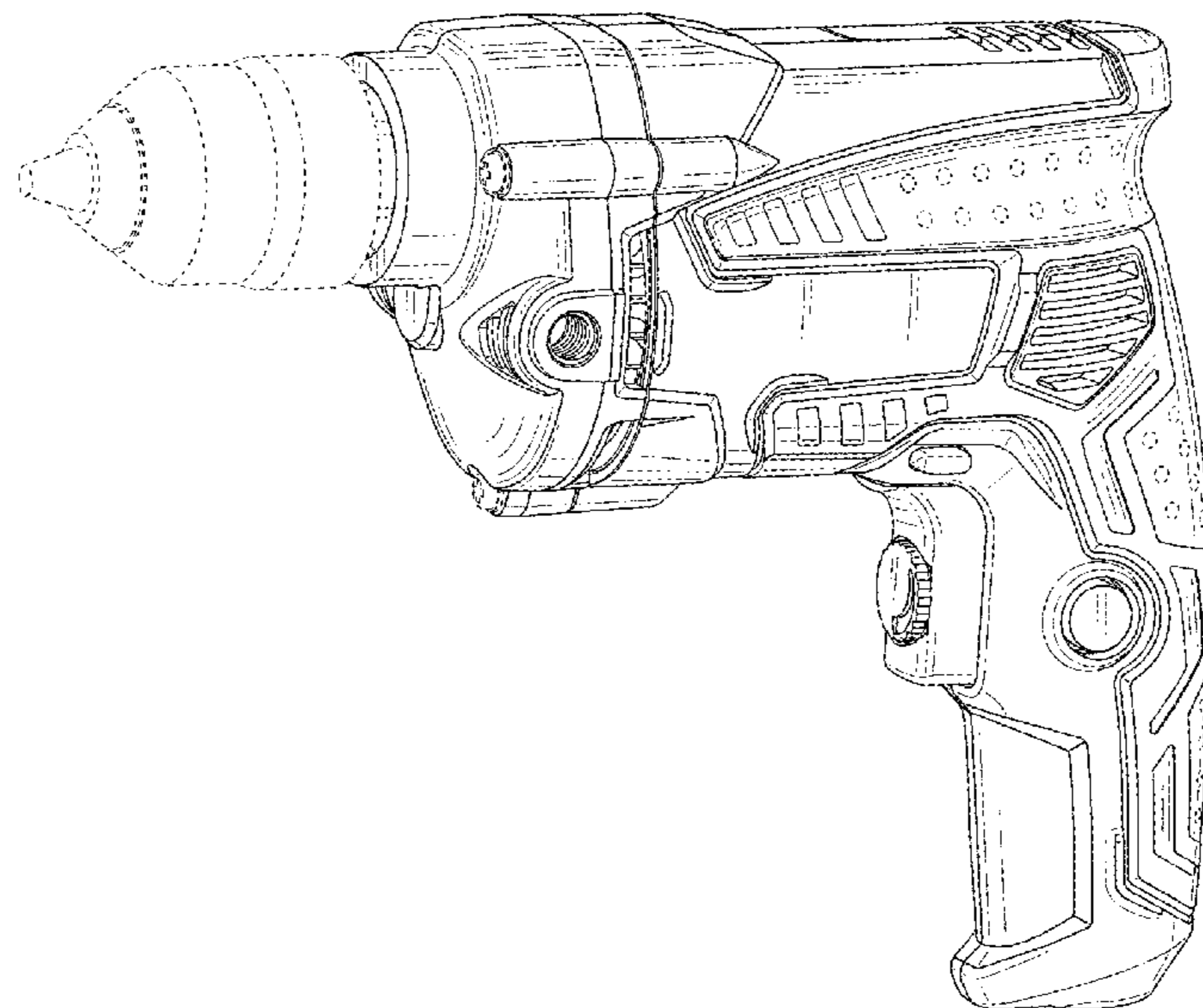
(57) **CLAIM**

The ornamental design for a portable electric drill, as shown and described.

**DESCRIPTION**

FIG. 1 is a top, front, and left side perspective view of a portable electric drill showing our new design; FIG. 2 is front elevation view thereof; FIG. 3 is a rear elevation view thereof; FIG. 4 is a left side elevation view thereof; FIG. 5 is a right side elevation view thereof; FIG. 6 is a top plan view thereof; and, FIG. 7 is a bottom plan view thereof. The broken lines in the drawings illustrate portions of the portable electric drill that form no part of the claimed design.

**1 Claim, 5 Drawing Sheets**



(56)

**References Cited**

U.S. PATENT DOCUMENTS

D526,178	S	*	8/2006	Alias .....	D8/68
D531,874	S	*	11/2006	Wu .....	D8/68
D533,419	S	*	12/2006	Aglassinger .....	D8/68
D534,405	S	*	1/2007	Concari .....	D8/68
D566,506	S	*	4/2008	Aglassinger .....	D8/68
D587,545	S	*	3/2009	Hayakawa .....	D8/68
D587,546	S	*	3/2009	Wright .....	D8/68
D588,429	S	*	3/2009	Misaki .....	D8/68
D592,477	S	*	5/2009	Wright .....	D8/68
D592,927	S	*	5/2009	Wright .....	D8/68
D593,388	S	*	6/2009	Hayakawa .....	D8/68
D605,015	S	*	12/2009	Aglassinger .....	D8/68
D605,484	S	*	12/2009	Aglassinger .....	D8/68
D605,485	S	*	12/2009	Aglassinger .....	D8/68
D608,174	S	*	1/2010	Wright .....	D8/68
D609,543	S	*	2/2010	Misaki .....	D8/68
D610,424	S	*	2/2010	Wright .....	D8/68
D628,454	S	*	12/2010	Misaki .....	D8/68
D645,316	S	*	9/2011	Murray .....	D8/68
D647,774	S	*	11/2011	Okuda .....	D8/68
D674,677	S	*	1/2013	Tirone .....	D8/68
2006/0291966	A1	*	12/2006	Klemm .....	B23B 45/008 408/124
2010/0026107	A1	*	2/2010	Hosokawa .....	B25F 5/008 310/50

\* cited by examiner




FIG. 1




FIG. 2


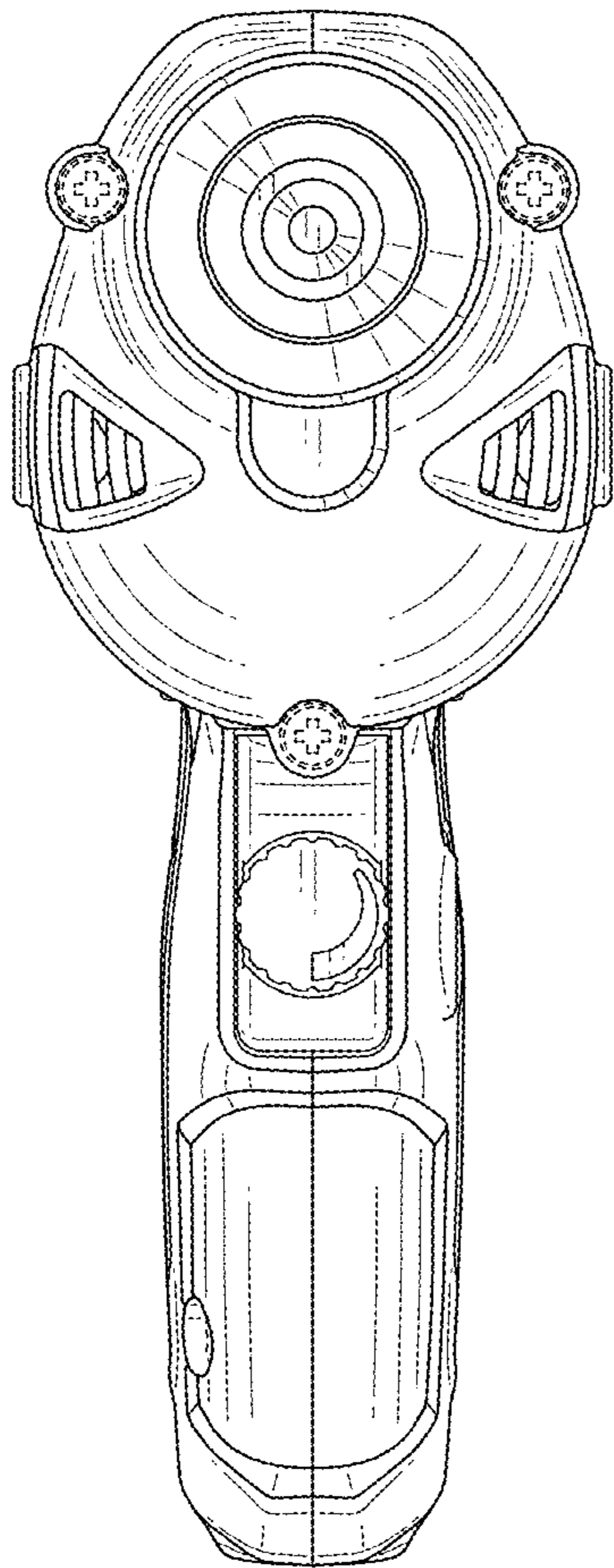
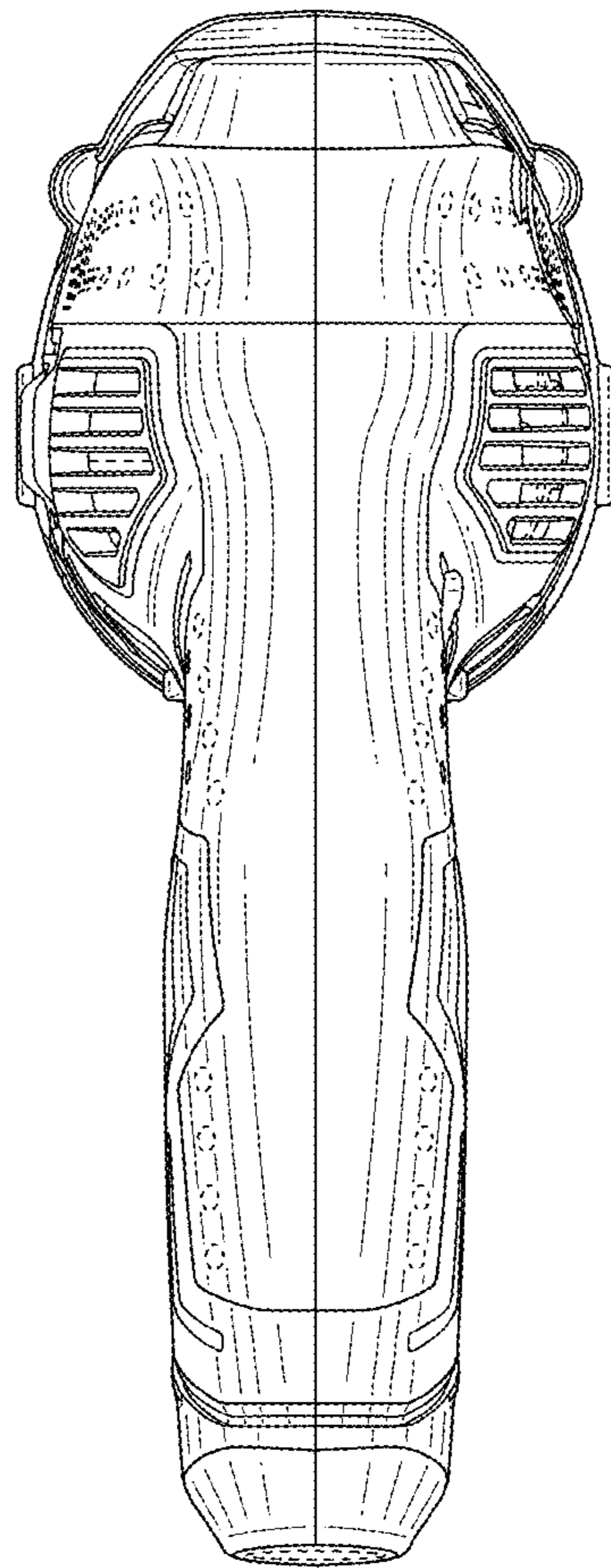


FIG. 3



*FIG. 4*



*FIG. 5*

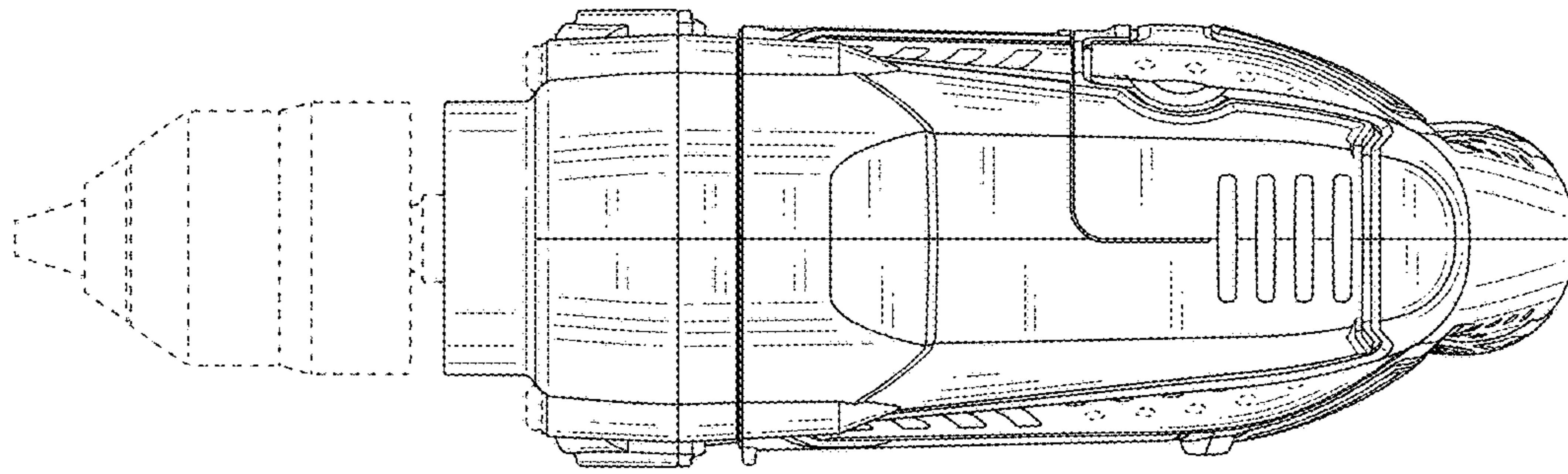


FIG. 6

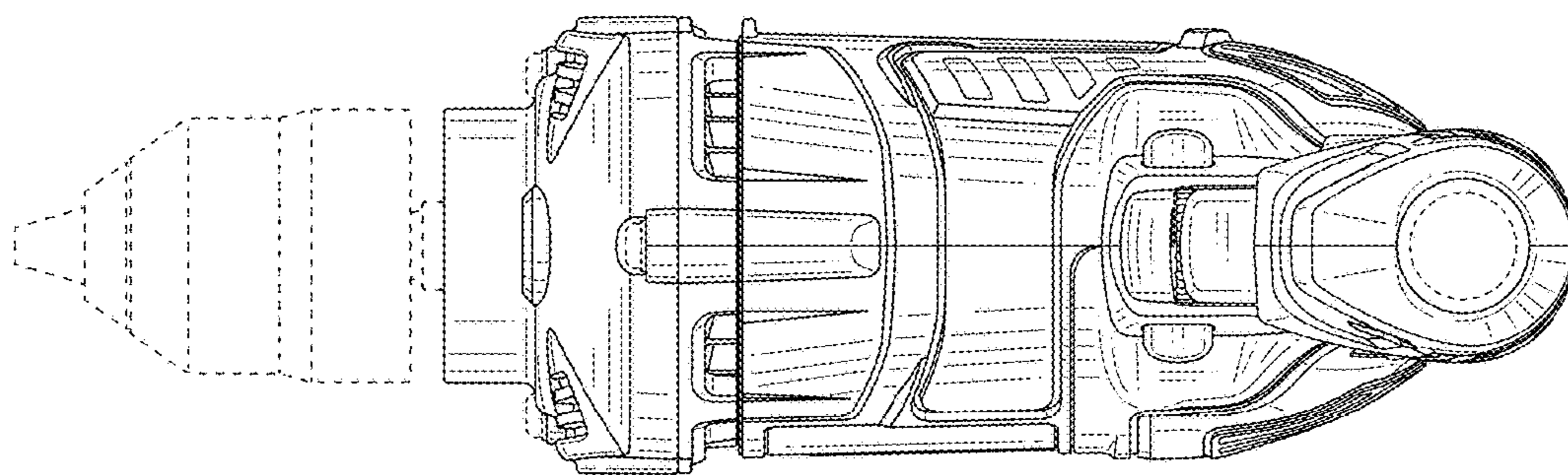


FIG. 7