



US00D823081S

(12) **United States Design Patent** (10) **Patent No.:** **US D823,081 S**
Baker (45) **Date of Patent:** **** Jul. 17, 2018**

- (54) **SPADE HEAD**
- (71) Applicant: **Radius Garden, LLC**, Ann Arbor, MI (US)
- (72) Inventor: **Bruce Baker**, Ann Arbor, MI (US)
- (73) Assignee: **Radius Garden, L.L.C.**, Ann Arbor, MI (US)
- (**) Term: **15 Years**
- (21) Appl. No.: **29/574,806**
- (22) Filed: **Aug. 18, 2016**
- (51) **LOC (11) Cl.** **08-01**
- (52) **U.S. Cl.**
USPC **D8/10; D21/532**
- (58) **Field of Classification Search**
USPC D8/1, 7, 9, 10; D21/532
CPC A01B 1/00; A01B 1/16; A01B 1/22; A01B 1/026; A01B 1/02
See application file for complete search history.

(56) **References Cited**

U.S. PATENT DOCUMENTS

356,344	A *	1/1887	Bardell	B25G 1/00
					279/104
D23,226	S *	4/1894	Brand	D8/10
4,002,207	A *	1/1977	Bartz	A01B 1/00
					16/430
D292,865	S *	11/1987	Scott	294/49
D294,555	S *	3/1988	Tremaine	D8/10
D305,496	S *	1/1990	Jasperson	D8/10
D342,426	S *	12/1993	Concari	D8/10
D349,222	S *	8/1994	Linden	D8/10
D360,343	S *	7/1995	Concari	D8/10
D375,881	S *	11/1996	Spear	D8/10

5,669,649	A *	9/1997	Metcalf	A01B 1/02
					294/49
D564,315	S *	3/2008	Baker	D8/10
D600,984	S *	9/2009	Wong	D8/10
D675,075	S *	1/2013	Paloheimo	D8/10
2002/0020537	A1*	2/2002	Shonfeld	A01B 1/00
					172/378
2005/0029825	A1*	2/2005	Heneveld, Sr.	B25G 1/06
					294/51

* cited by examiner

Primary Examiner — Ian Simmons
Assistant Examiner — Ieisha N Price
(74) *Attorney, Agent, or Firm* — Honigman Miller Schwartz and Cohn LLP

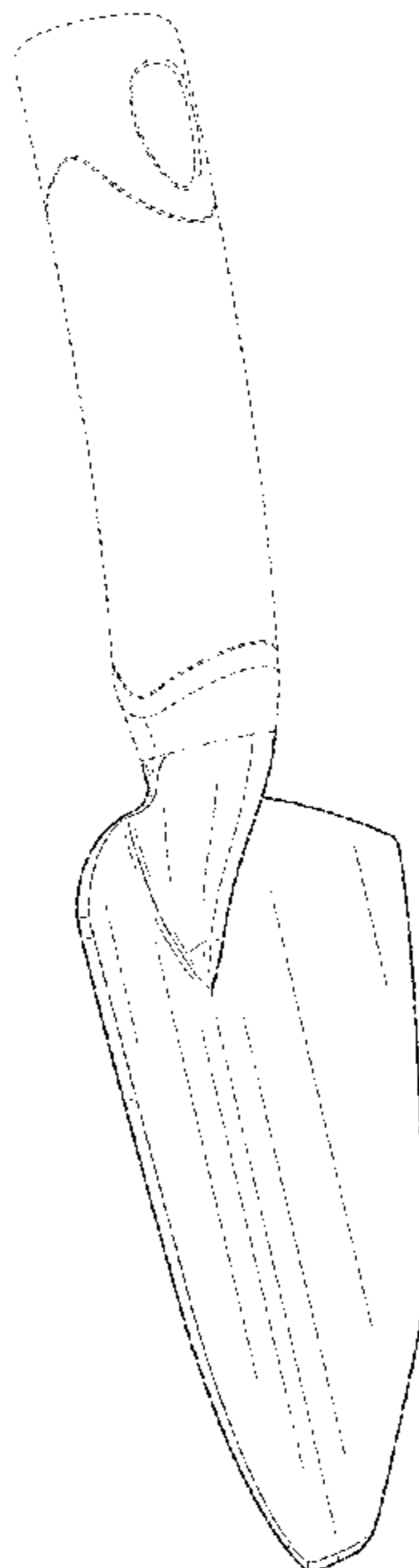
(57) **CLAIM**

The ornamental design for a spade head, as shown and described.

DESCRIPTION

FIG. 1 is an isometric view of a spade head of the present invention;
FIG. 2 is a front elevational view of the spade head of FIG. 1;
FIG. 3 is a rear elevational view of the spade head of FIG. 1;
FIG. 4 is a left side elevational view of the spade head of FIG. 1; and,
FIG. 5 is a right side elevational view of the spade head of FIG. 1.
The broken lines shown herein of the handle portion illustrate the environment of the claimed design and form no part thereof.

1 Claim, 3 Drawing Sheets



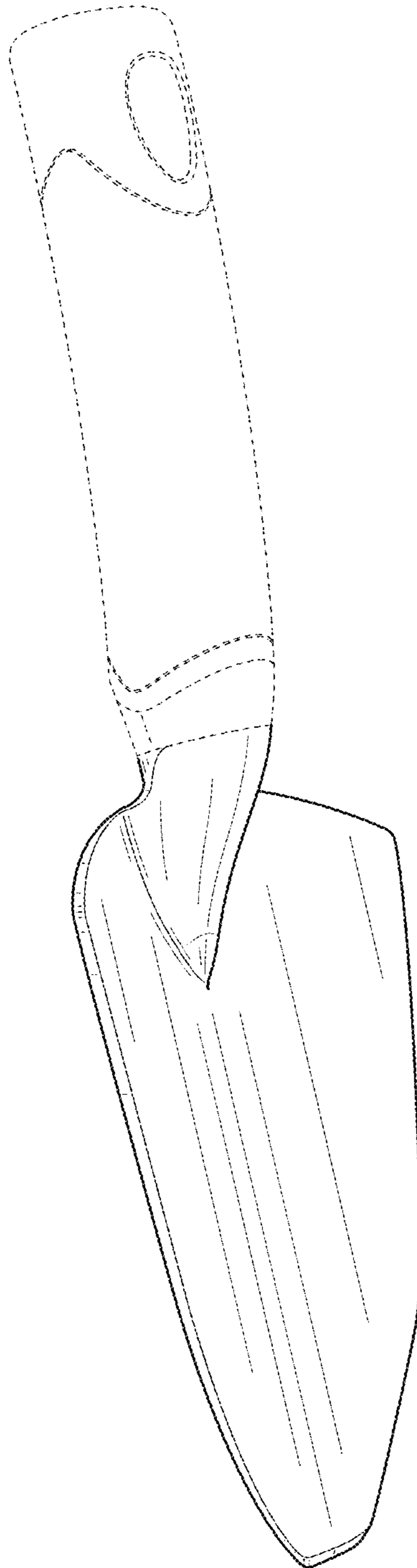


FIG. 1

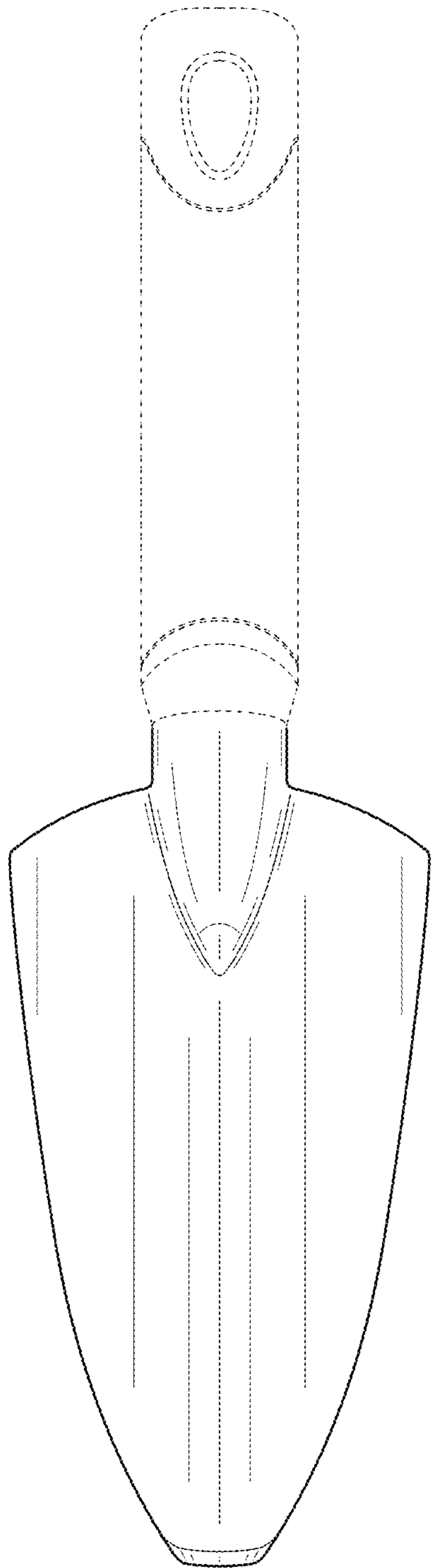


FIG. 2

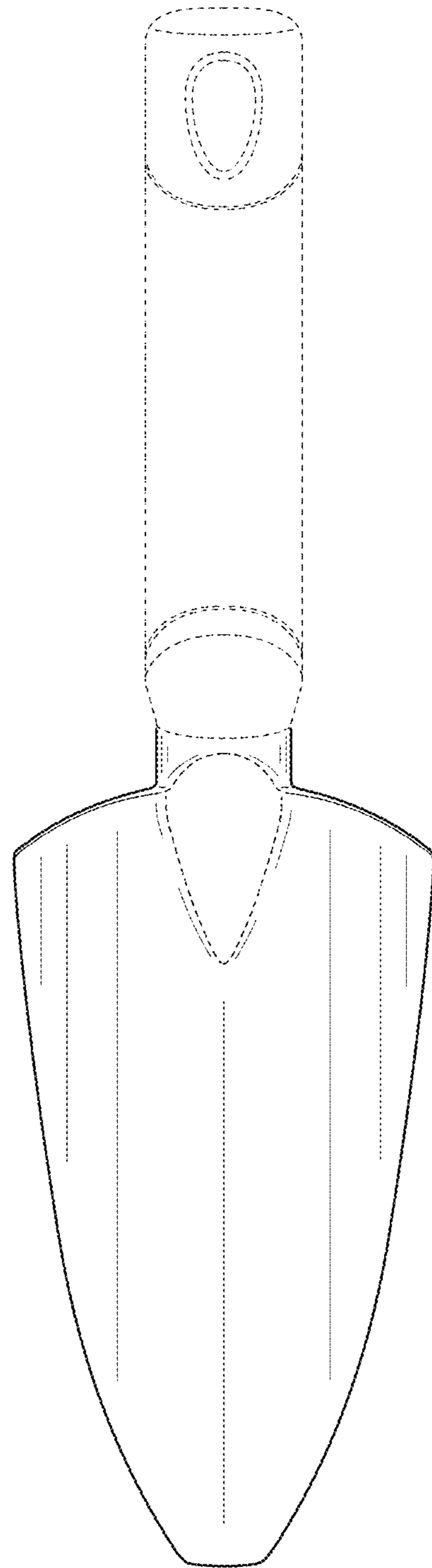


FIG. 3

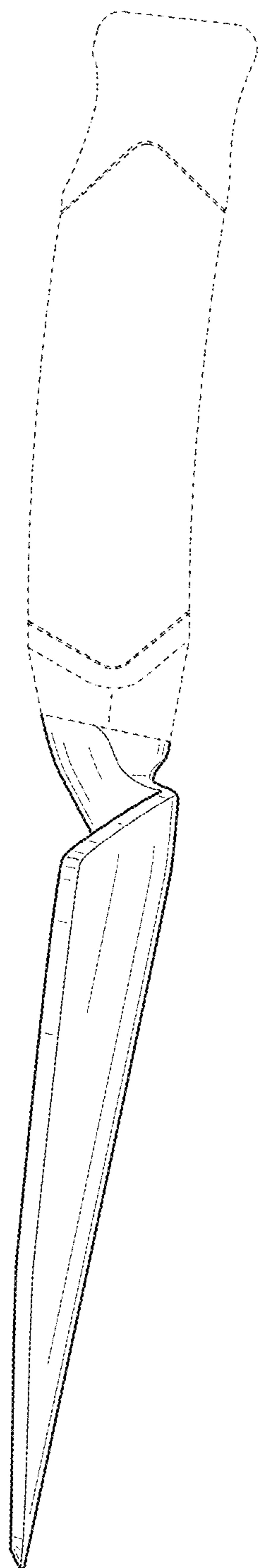


FIG. 4

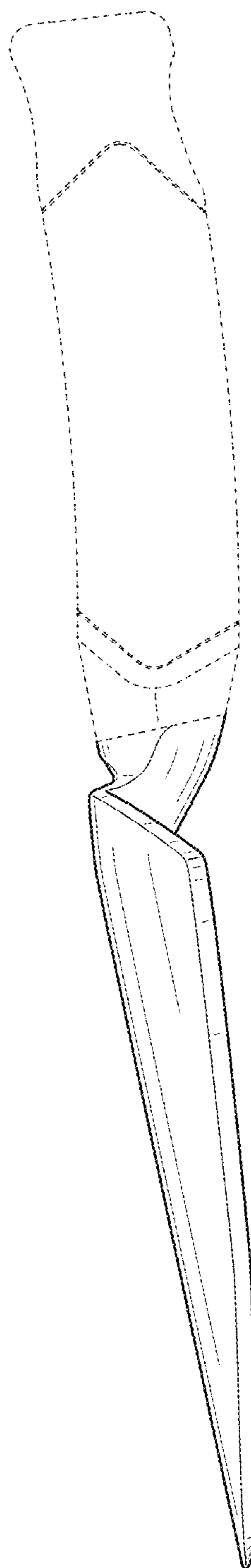


FIG. 5