



US00D823014S

(12) **United States Design Patent**
Guggenbichler

(10) **Patent No.:** **US D823,014 S**

(45) **Date of Patent:** **** Jul. 17, 2018**

(54) **CHAISE LONGUE**
(71) Applicant: **FERMOB**, Saint Didier sur Chalaronne (FR)
(72) Inventor: **Harald Guggenbichler**, Vienna (AT)
(73) Assignee: **FERMOB**, Saint-Didier-sur-Chalaronne (FR)
(**) Term: **15 Years**

D233,810 S * 12/1974 Uyeda D6/361
D268,235 S * 3/1983 Bergquist D6/361
D279,053 S * 6/1985 Vanderminden D6/361
D279,240 S * 6/1985 Jernigan D6/361
D284,143 S * 6/1986 Vanderminden D6/361
D285,873 S * 9/1986 Criqui D6/361
D306,804 S * 3/1990 Frinier D6/361
D316,490 S * 4/1991 Martin D6/361
D321,096 S * 10/1991 Arthur, Jr. D6/361
D326,584 S * 6/1992 van de Ven D6/361
D329,544 S * 9/1992 Snodgrass D6/361

(Continued)

Primary Examiner — Richard E Chilcot
(74) *Attorney, Agent, or Firm* — Cantor Colburn LLP

(21) Appl. No.: **35/501,008**
(22) Filed: **May 12, 2016**

(57) **CLAIM**

I claim, the ornamental design for a chaise longue, as shown and described.

(80) **Hague Agreement Data**
Int. Filing Date: **May 12, 2016**
Int. Reg. No.: **DM/090602**
Int. Reg. Date: **May 12, 2016**
Int. Reg. Pub. Date: **May 27, 2016**

DESCRIPTION

(51) **LOC (11) Cl.** **06-01**
(52) **U.S. Cl.**
USPC **D6/361**
CPC **A47C 3/04** (2013.01)
(58) **Field of Classification Search**
USPC D6/334–336, 360–380, 500–502;
297/337, 411.42, 452.63
CPC .. A47C 3/023; A47C 3/04; A47C 3/12; A47C
3/14; A47C 4/02; A47C 4/03; A47C 4/04;
A47C 7/16; A47C 7/40; A47C 7/54;
A47C 5/04; A47C 5/046; A47C 5/06
See application file for complete search history.

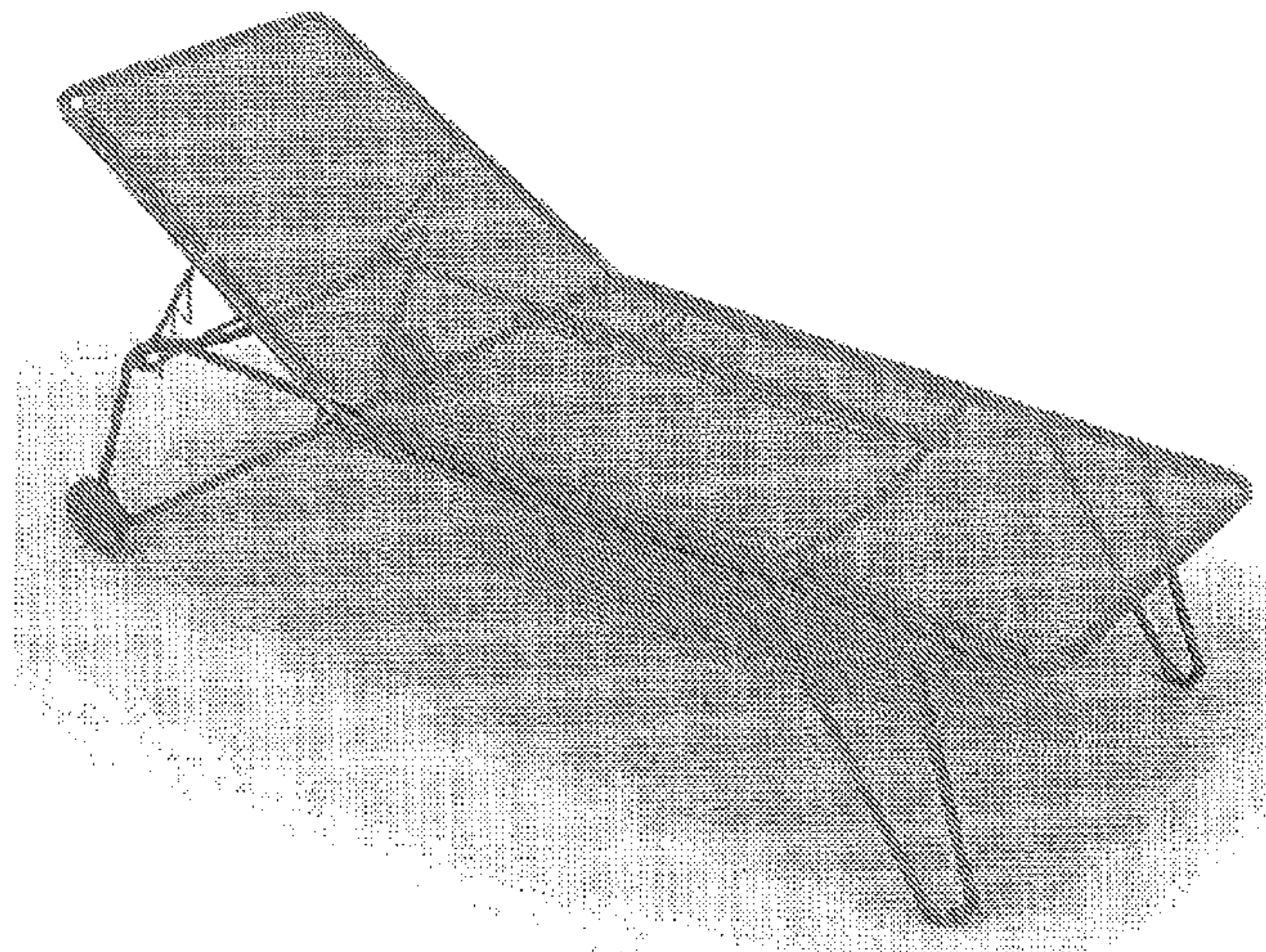
FIG. 1.1 is a perspective view of a chaise longue, showing my new design;
FIG. 1.2 is a perspective view thereof in a reclined position;
FIG. 1.3 is a rear perspective view of the chaise longue as shown in FIG. 1.1;
FIG. 1.4 is a rear perspective view of the chaise longue as shown in FIG. 1.2;
FIG. 1.5 is a top plan view thereof;
FIG. 1.6 is a bottom plan view thereof;
FIG. 1.7 is a front view of the chaise longue as shown in FIG. 1.2;
FIG. 1.8 is a front view of the chaise longue as shown in FIG. 1.1;
FIG. 1.9 is a rear view of the chaise longue as shown in FIG. 1.2;
FIG. 1.10 is a rear view of the chaise longue as shown in FIG. 1.1;
FIG. 1.11 is a side view of the chaise longue as shown in FIG. 1.2; and
FIG. 1.12 is a side view of the chaise longue as shown in FIG. 1.1.

(56) **References Cited**

U.S. PATENT DOCUMENTS

1,462,005 A * 7/1923 Hall A47C 1/143
297/23
D147,377 S * 8/1947 Roth 297/411.42
D150,461 S * 8/1948 Roth D6/361
D166,990 S * 6/1952 O'Neill D6/361
D208,698 S * 9/1967 Ellsworth et al. D6/361

1 Claim, 12 Drawing Sheets



(56)

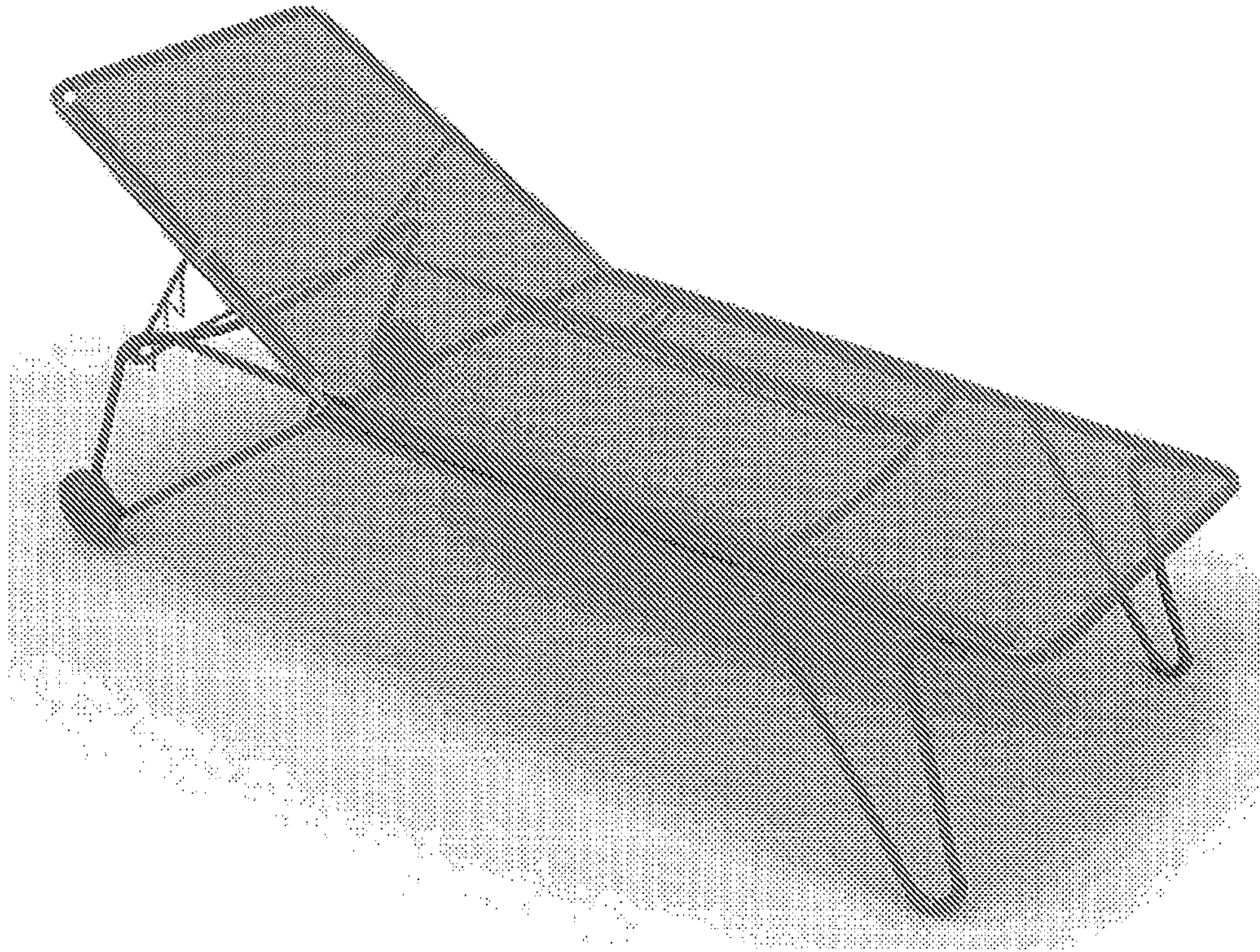
References Cited

U.S. PATENT DOCUMENTS

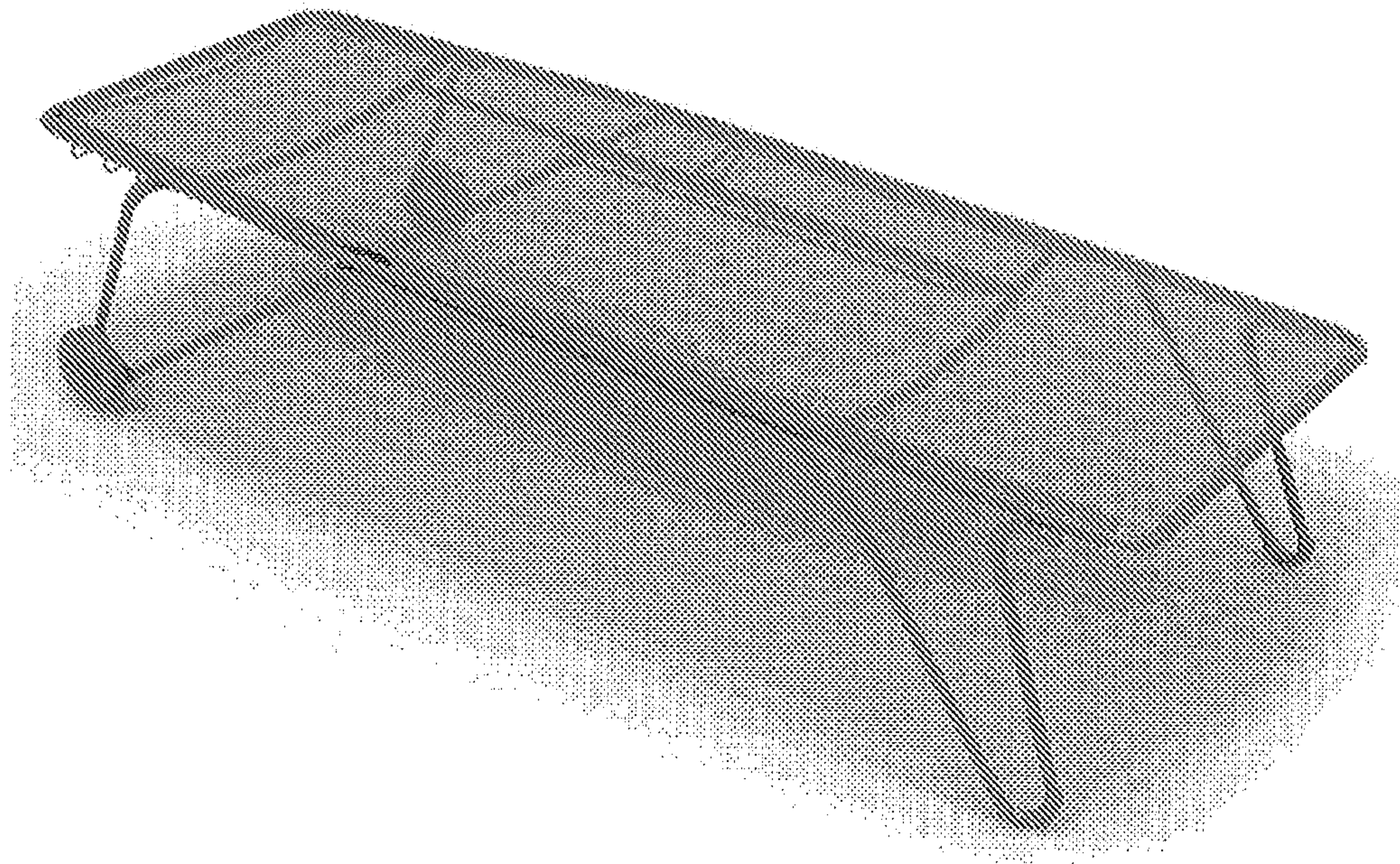
5,556,166 A * 9/1996 Synnestvedt A47C 1/143
297/377
D427,792 S * 7/2000 Hodge D6/361
D429,421 S * 8/2000 Hodge D6/361
D450,942 S * 11/2001 Jones D6/361
D454,439 S * 3/2002 Hutton D6/361
D512,230 S * 12/2005 Krake D6/361
D517,334 S * 3/2006 Jones D6/361
D527,554 S * 9/2006 Jones D6/361
D547,575 S * 7/2007 McDevitt D6/361
D591,069 S * 4/2009 Martin D6/361
D668,071 S * 10/2012 Pedersen D6/361
D707,049 S * 6/2014 Asner D6/361
D707,458 S * 6/2014 Doyle D6/361
D734,047 S * 7/2015 Vanderminden D6/361
D749,335 S * 2/2016 Vanderminden D6/361
D778,633 S * 2/2017 Vanderminden D6/379

* cited by examiner


1.1




1.2



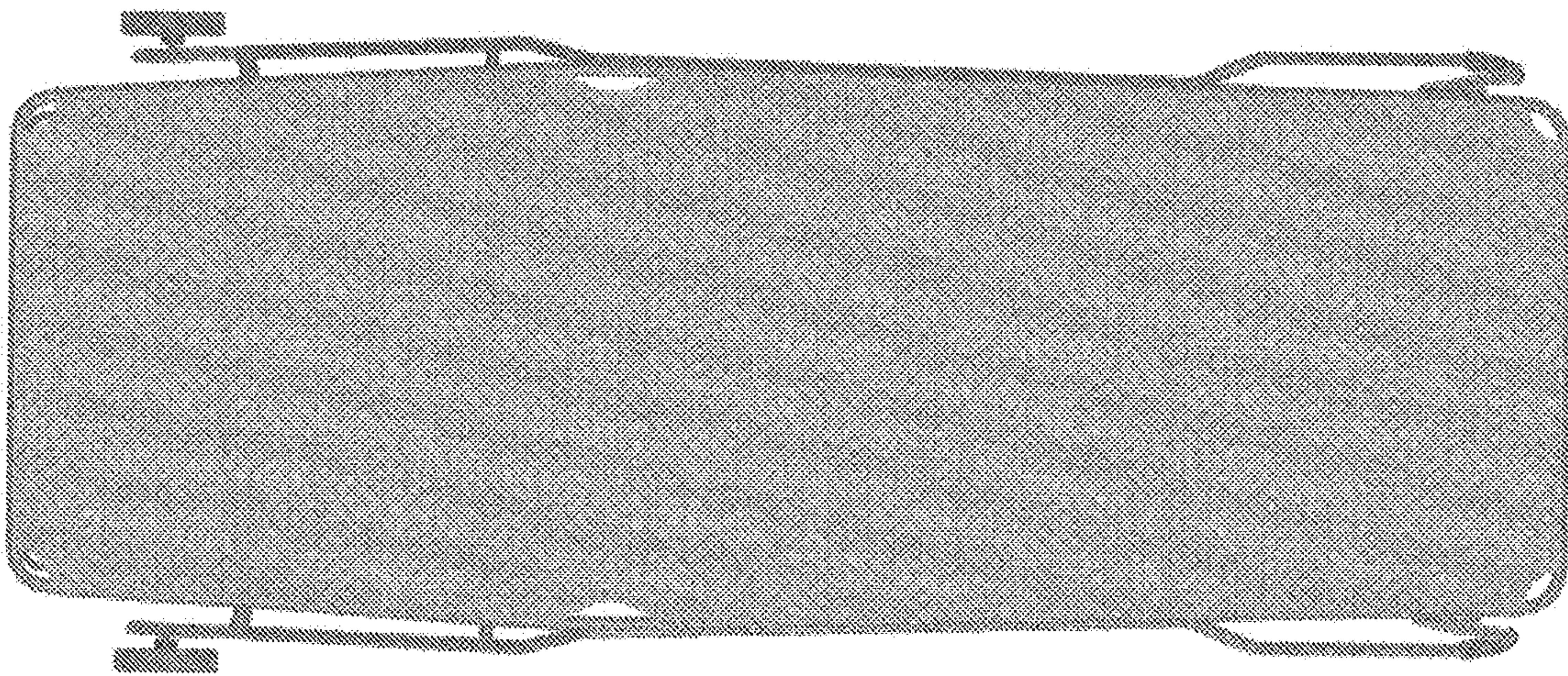
1.3



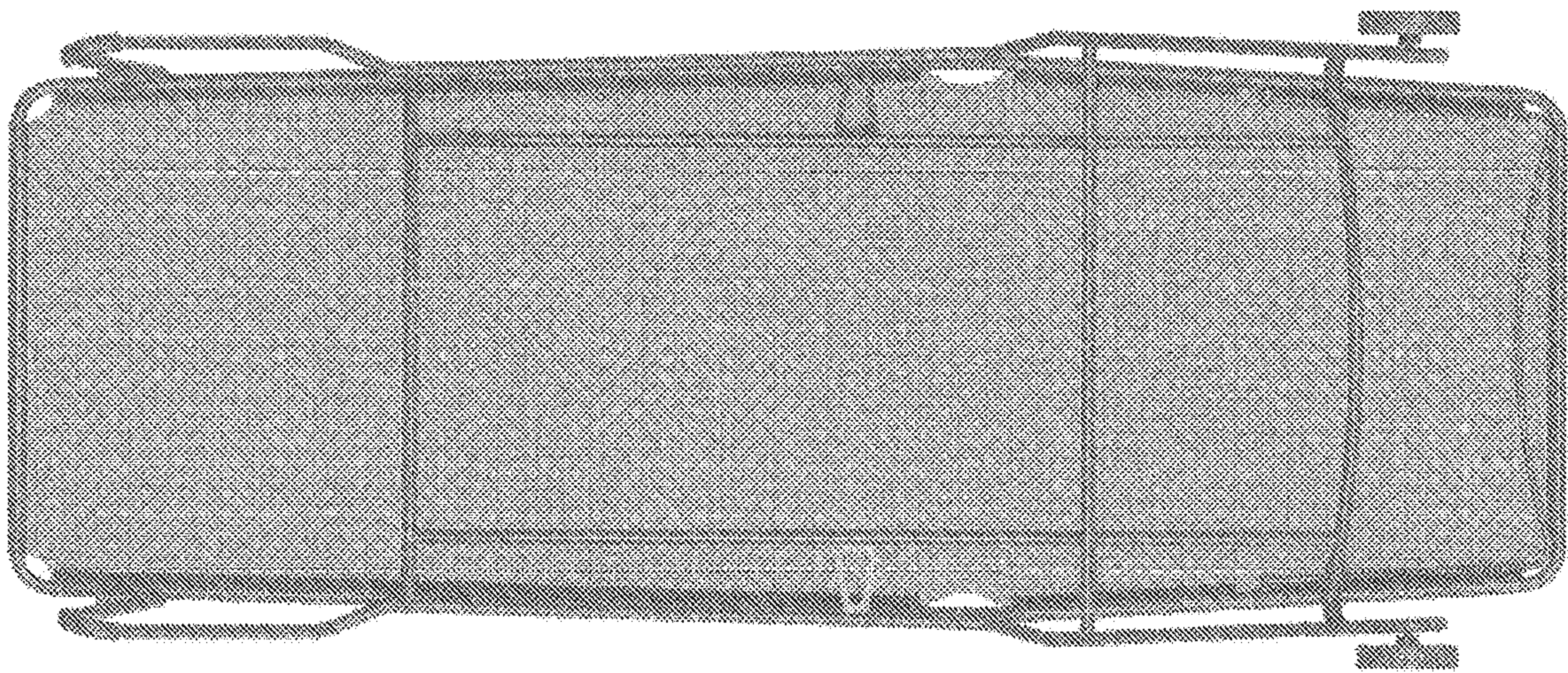
1.4



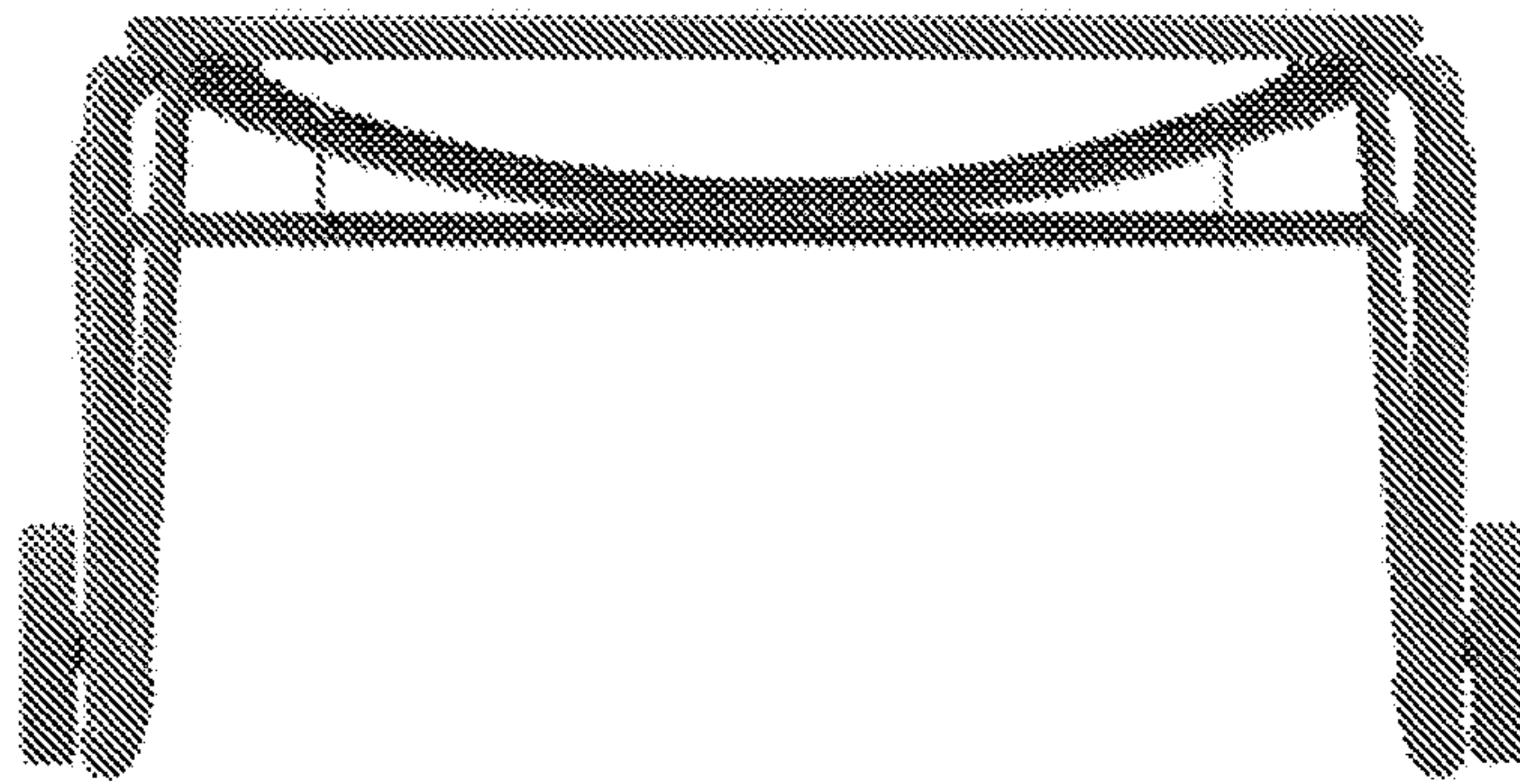
1.5




1.6




1.7




1.8



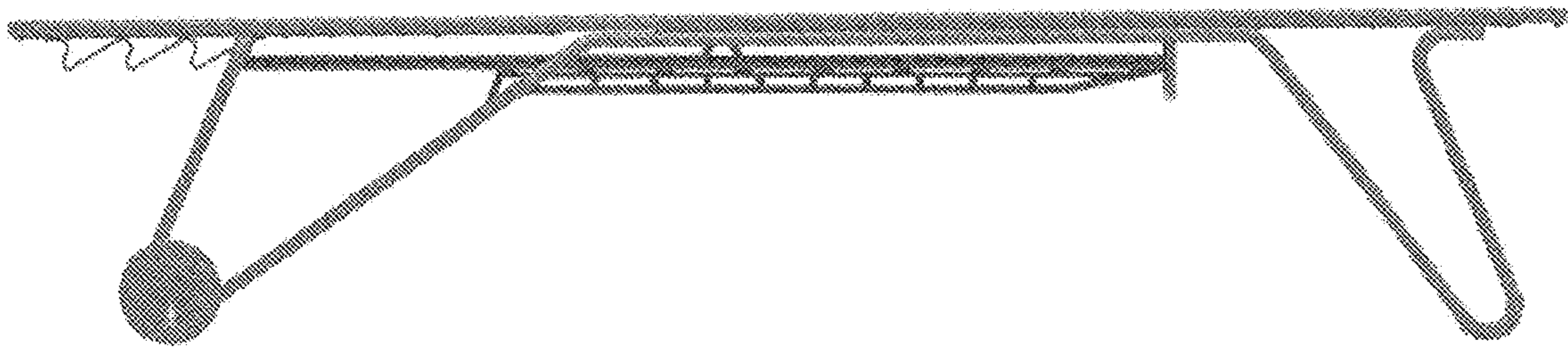
1.9



1.10



1.11



1.12

