



US00D823001S

(12) **United States Design Patent**
Xi et al.

(10) **Patent No.:** **US D823,001 S**
(45) **Date of Patent:** **** Jul. 17, 2018**

(54) **ORAL CARE IMPLEMENT**

(71) Applicant: **Colgate-Palmolive Company**, New York, NY (US)

(72) Inventors: **Wen Jin Xi**, Shanghai (CN); **Guang Sheng Guo**, Yangzhou (CN); **Fan Gang Xie**, Yangzhou (CN); **Li Ping Zhang**, Yangzhou (CN)

(73) Assignee: **COLGATE-PALMOLIVE COMPANY**, New York, NY (US)

(**) Term: **15 Years**

(21) Appl. No.: **29/591,652**

(22) Filed: **Jan. 23, 2017**

Related U.S. Application Data

(60) Continuation of application No. 29/571,743, filed on Jul. 21, 2016, now Pat. No. Des. 780,459, which is a division of application No. 29/528,257, filed on May 27, 2015, now Pat. No. Des. 765,987.

(51) **LOC (11) Cl.** **04-02**

(52) **U.S. Cl.**
USPC **D4/104; D4/138**

(58) **Field of Classification Search**
USPC D4/100–102, 104–118, 124–125, D4/127–132, 136, 138
CPC A46B 5/00; A46B 5/0004; A46B 5/0008; A46B 5/0012; A46B 5/002; A46B 5/0095; A46B 9/04; A46B 11/0006; A46B 2200/1066; A61B 17/24; A61C 17/16
See application file for complete search history.

(56) **References Cited**

U.S. PATENT DOCUMENTS

1,893,002 A * 1/1933 Rothschild A46B 5/02 15/143.1
1,899,242 A * 2/1933 McNab A46B 5/00 15/106

D379,268 S * 5/1997 Chemtob D4/104
6,220,772 B1 4/2001 Taylor
6,357,074 B1 * 3/2002 Weihrauch A46B 5/0025 15/167.1
D466,302 S * 12/2002 Ping D4/104
6,687,940 B1 * 2/2004 Gross A46B 5/02 132/311
D494,370 S 8/2004 Wong
D517,325 S 3/2006 Black
(Continued)

FOREIGN PATENT DOCUMENTS

CN 302573309 S 9/2013
CN 302573312 S 9/2013

(Continued)

Primary Examiner — Jeffrey D Asch
Assistant Examiner — Rebekah A Caruso

(57) **CLAIM**

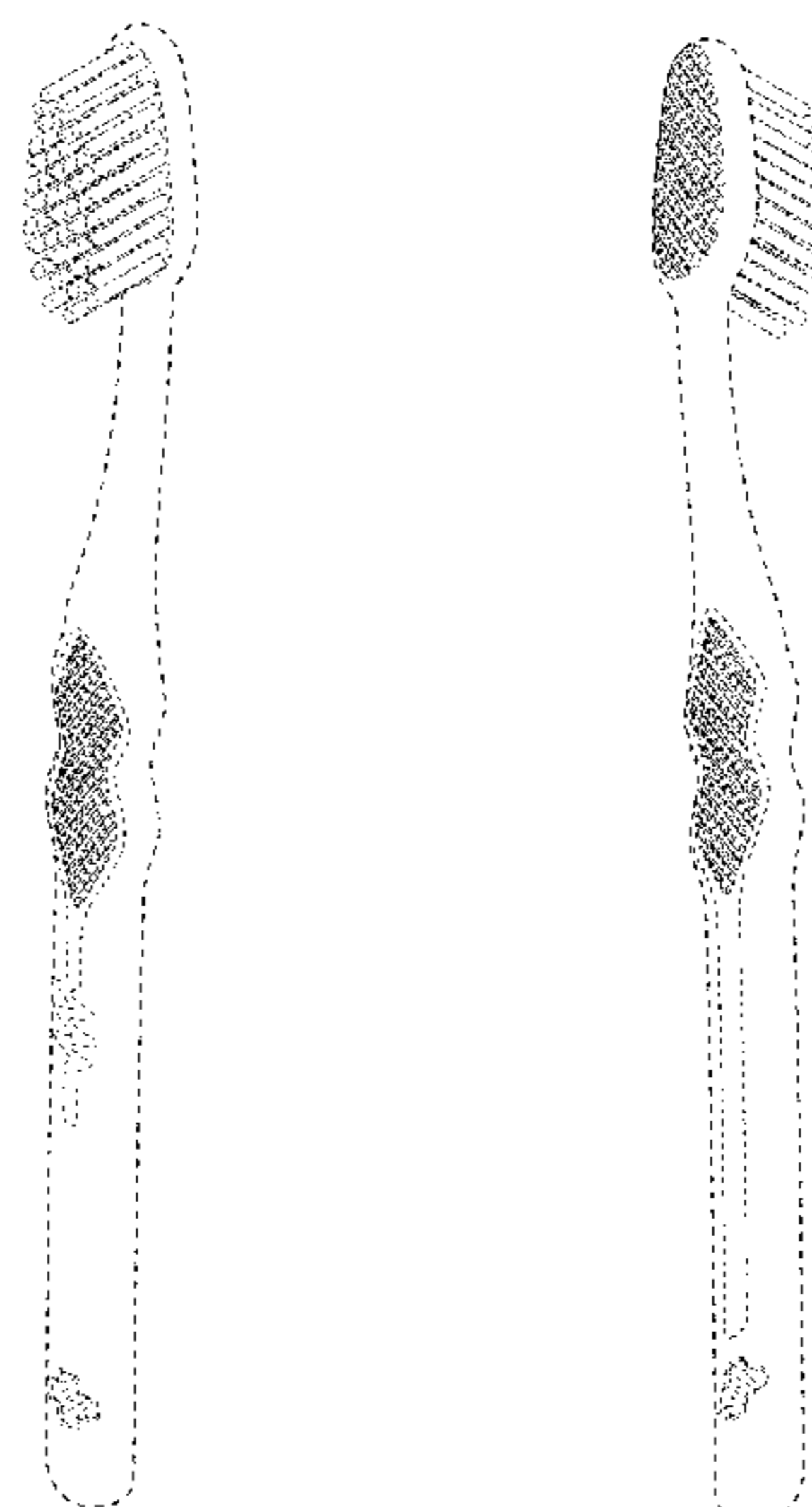
The ornamental design for an oral care implement, as shown and described.

DESCRIPTION

FIG. 1 is a front right perspective view of an oral care implement;
FIG. 2 is a rear left perspective view thereof;
FIG. 3 is a front view thereof;
FIG. 4 is a rear view thereof;
FIG. 5 is a left side view thereof;
FIG. 6 is a right side view thereof;
FIG. 7 is a top view thereof; and,
FIG. 8 is a bottom view thereof.

The broken lines shown in the figures that are immediately adjacent to the shaded areas and define unshaded regions are used solely for the purpose of illustrating environmental boundaries. All other broken lines, including the features within broken line boundaries, are directed to environment. The broken lines form no part of the claimed design.

1 Claim, 5 Drawing Sheets



(56)

References Cited

U.S. PATENT DOCUMENTS

D530,923 S * 10/2006 Kling D4/104
 7,240,390 B2 * 7/2007 Pfenniger A46B 5/0062
 15/105
 D596,407 S 7/2009 Xi
 D611,712 S 3/2010 Stoerkel
 D617,562 S 6/2010 Jin
 D628,808 S 12/2010 Xi et al.
 D675,447 S * 2/2013 Xi D4/104
 D675,448 S * 2/2013 Xi D4/108
 D675,831 S * 2/2013 Xi D4/108
 D677,058 S 3/2013 Xi et al.
 D689,286 S 9/2013 Ding et al.
 D696,518 S 12/2013 Ballmaier et al.
 D710,111 S 8/2014 Ding et al.
 9,027,193 B2 * 5/2015 Xi A46B 3/00
 15/167.1
 9,167,882 B2 * 10/2015 Stefanson A61C 15/00
 D751,296 S 3/2016 Xi et al.
 9,402,461 B2 8/2016 Brik
 D765,417 S * 9/2016 Xi D4/104
 D765,987 S * 9/2016 Xi D4/104
 D773,824 S * 12/2016 Ding D4/104
 D780,459 S * 3/2017 Xi D4/104
 D782,824 S * 4/2017 Xi D4/104
 D789,694 S * 6/2017 Xi D4/104
 D805,787 S * 12/2017 Forrest D4/134
 2016/0174699 A1 6/2016 Doll

FOREIGN PATENT DOCUMENTS

CN 303147805 S 4/2015
 EP 2348917 4/2016
 WO WO 2016058923 4/2016

* cited by examiner




FIG. 1

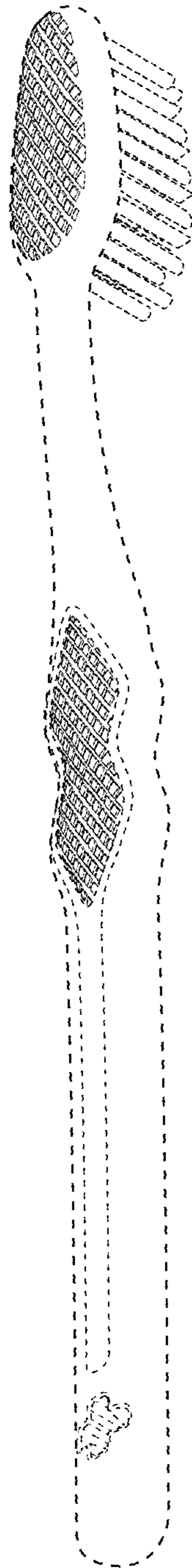


FIG. 2



FIG. 3



FIG. 4

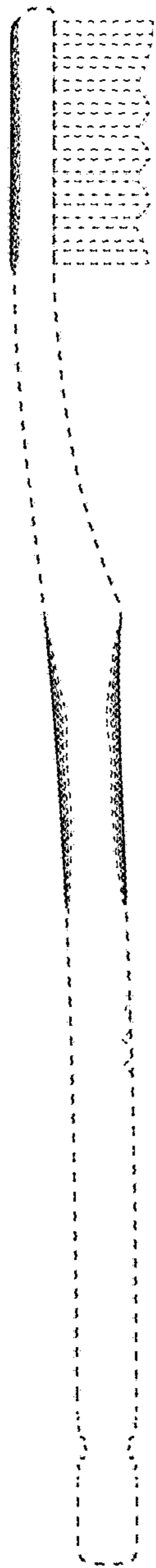


FIG. 5

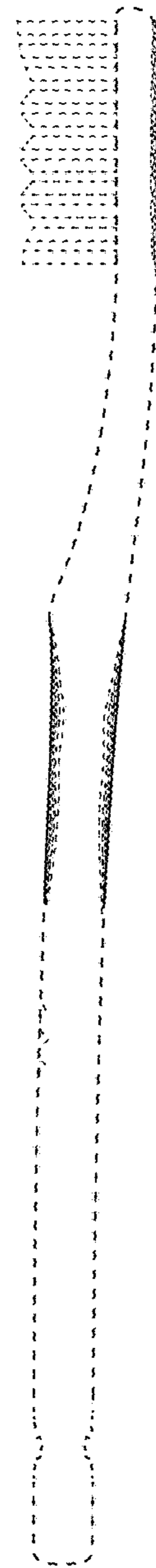


FIG. 6



FIG. 7



FIG. 8