



US00D823000S

(12) **United States Design Patent** (10) **Patent No.:** **US D823,000 S**
Wainless et al. (45) **Date of Patent:** **** Jul. 17, 2018**

(54) **ORAL CARE IMPLEMENT**
(71) Applicant: **COLGATE-PALMOLIVE COMPANY**, New York, NY (US)
(72) Inventors: **Daniel Wainless**, New Brunswick, NJ (US); **Douglas Hohlbein**, Hopewell, NJ (US); **Douglas Henderson**, Basking Ridge, NJ (US); **Jiunnhaur Lim**, Shanghai (CN); **Jiantao Wang**, Shanghai (CN); **Pei Zhou**, Shanghai (CN)

D457,325 S * 5/2002 Wilson D4/104
D457,326 S * 5/2002 Winkler D4/104
6,546,585 B1 4/2003 Blaustein et al.
D549,459 S * 8/2007 Crossman D4/104
D635,775 S * 4/2011 Kalbfeld D4/104
D646,063 S * 10/2011 Ballmaier D4/104
D654,270 S * 2/2012 Jimenez D4/104
D775,470 S * 1/2017 Xi D4/104
D780,457 S * 3/2017 Jimenez D4/104
D781,591 S * 3/2017 Xu D4/104
D783,290 S * 4/2017 Lee D4/104
D798,062 S * 9/2017 Bauernfeind D4/104
D799,836 S * 10/2017 Bauernfeind D4/104

(73) Assignee: **COLGATE-PALMOLIVE COMPANY**, New York, NY (US)

CH 143230-0007 * 6/2017
PH702017000000513-0001 * 8/2017
TR 201702795-0001 * 7/2017

(**) Term: **15 Years**

* cited by examiner

(21) Appl. No.: **29/585,602**

Primary Examiner — Karen S Acker
Assistant Examiner — Jasmine Mlinarcik

(22) Filed: **Nov. 28, 2016**

(51) **LOC (11) Cl.** **04-02**

(57) **CLAIM**

(52) **U.S. Cl.**
USPC **D4/104**

The ornamental design for an oral care implement, as shown and described.

(58) **Field of Classification Search**
USPC D4/100, 101, 102, 104, 108, 112, 138;
D24/119, 152, 176
CPC A46B 5/00; A46B 5/0016; A46B 5/0095;
A46B 5/21; A46B 9/04; A46B 9/10;
A46B 2200/106
See application file for complete search history.

DESCRIPTION

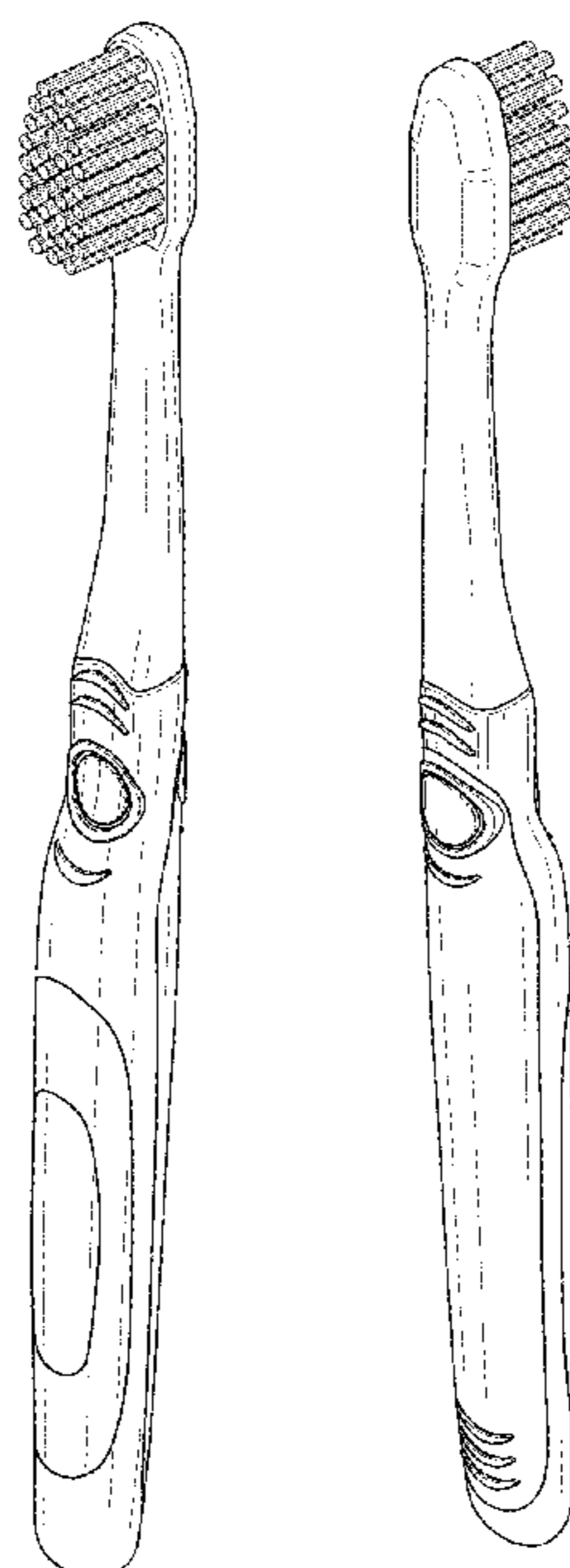
(56) **References Cited**

U.S. PATENT DOCUMENTS

5,875,510 A 3/1999 Lamond et al.
6,145,152 A 11/2000 Ward
D446,393 S * 8/2001 Manfredi D4/104

FIG. 1 is a front right perspective view of an oral care implement;
FIG. 2 is a rear left perspective view thereof;
FIG. 3 is a front view thereof;
FIG. 4 is a rear view thereof;
FIG. 5 is a right side view thereof,
FIG. 6 is a left side view thereof;
FIG. 7 is an enlarged top view thereof; and,
FIG. 8 is an enlarged bottom view thereof.

1 Claim, 4 Drawing Sheets



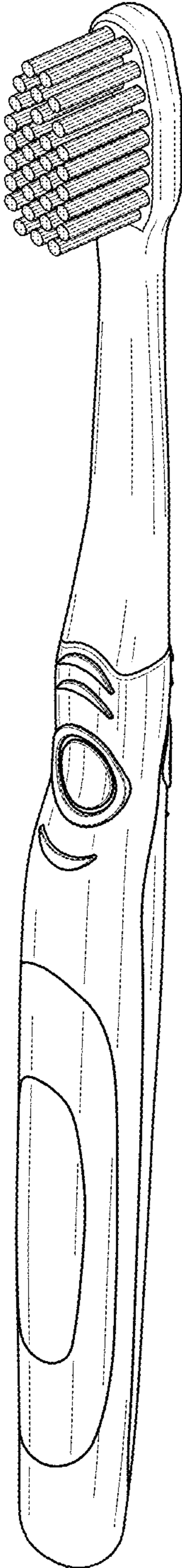


FIG. 1

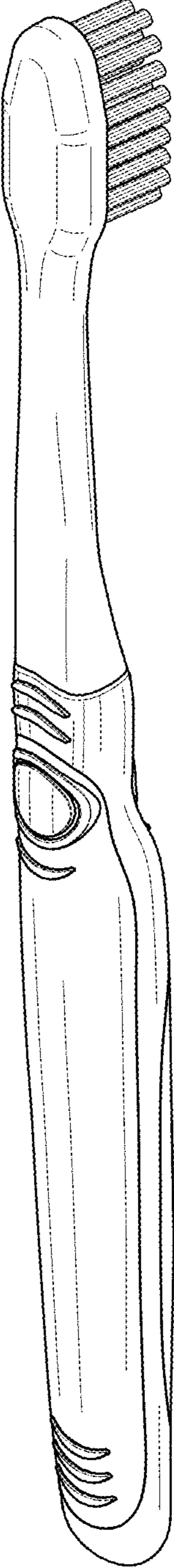


FIG. 2

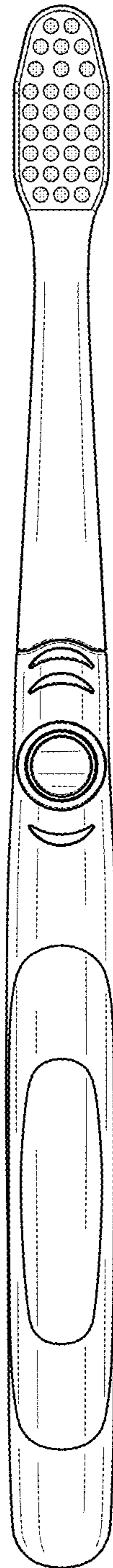


FIG. 3

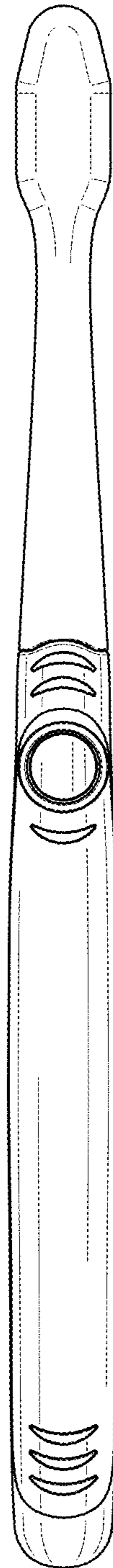


FIG. 4



FIG. 5

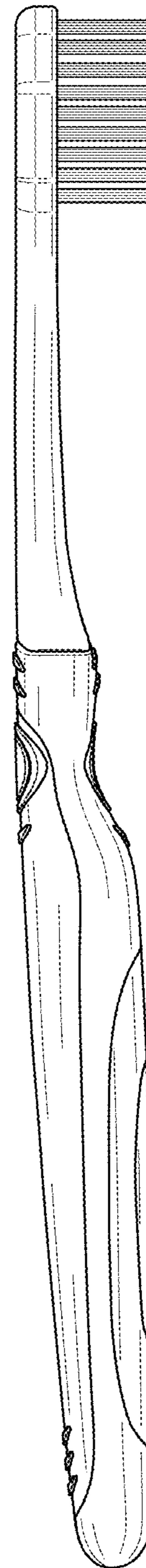


FIG. 6

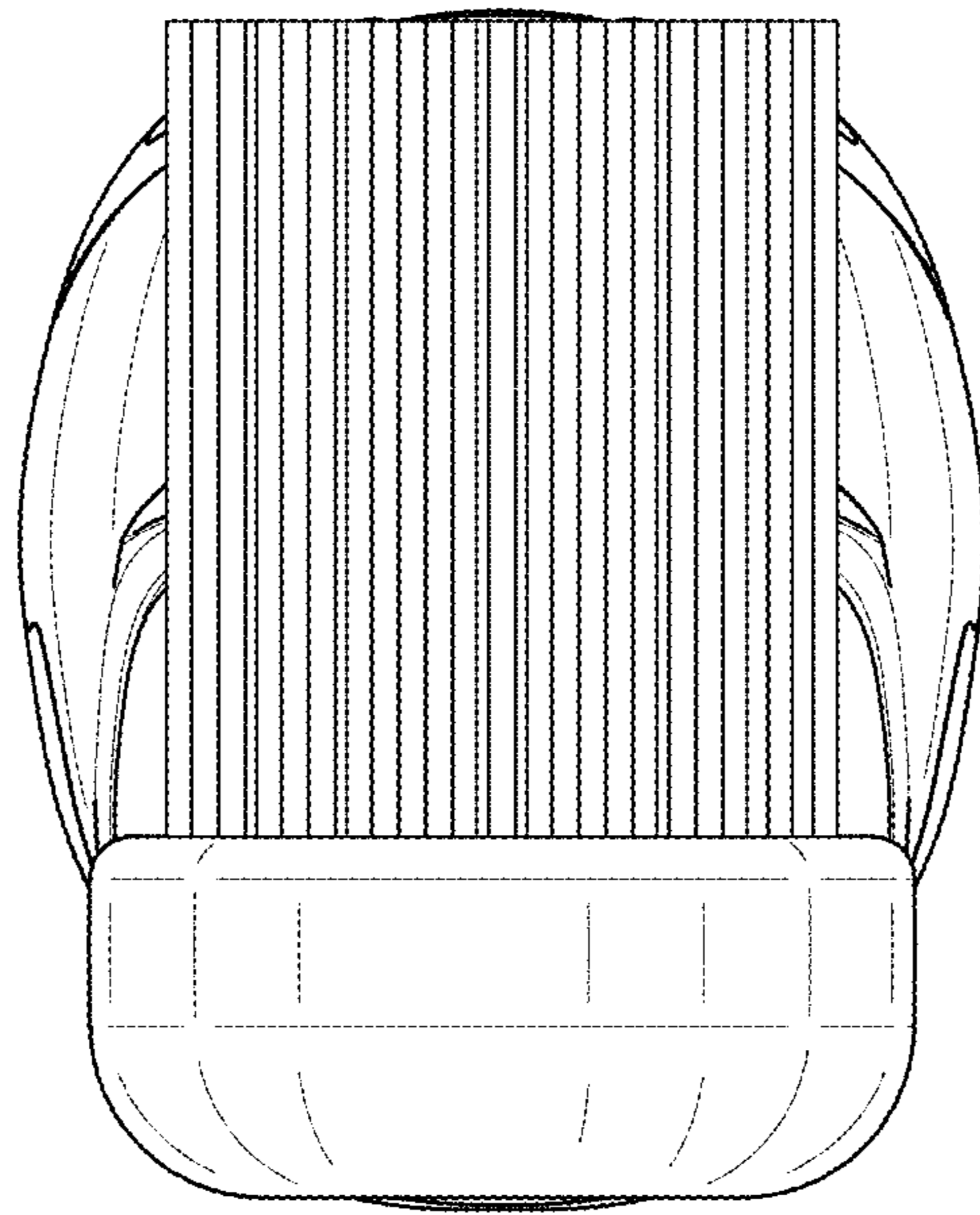


FIG. 7

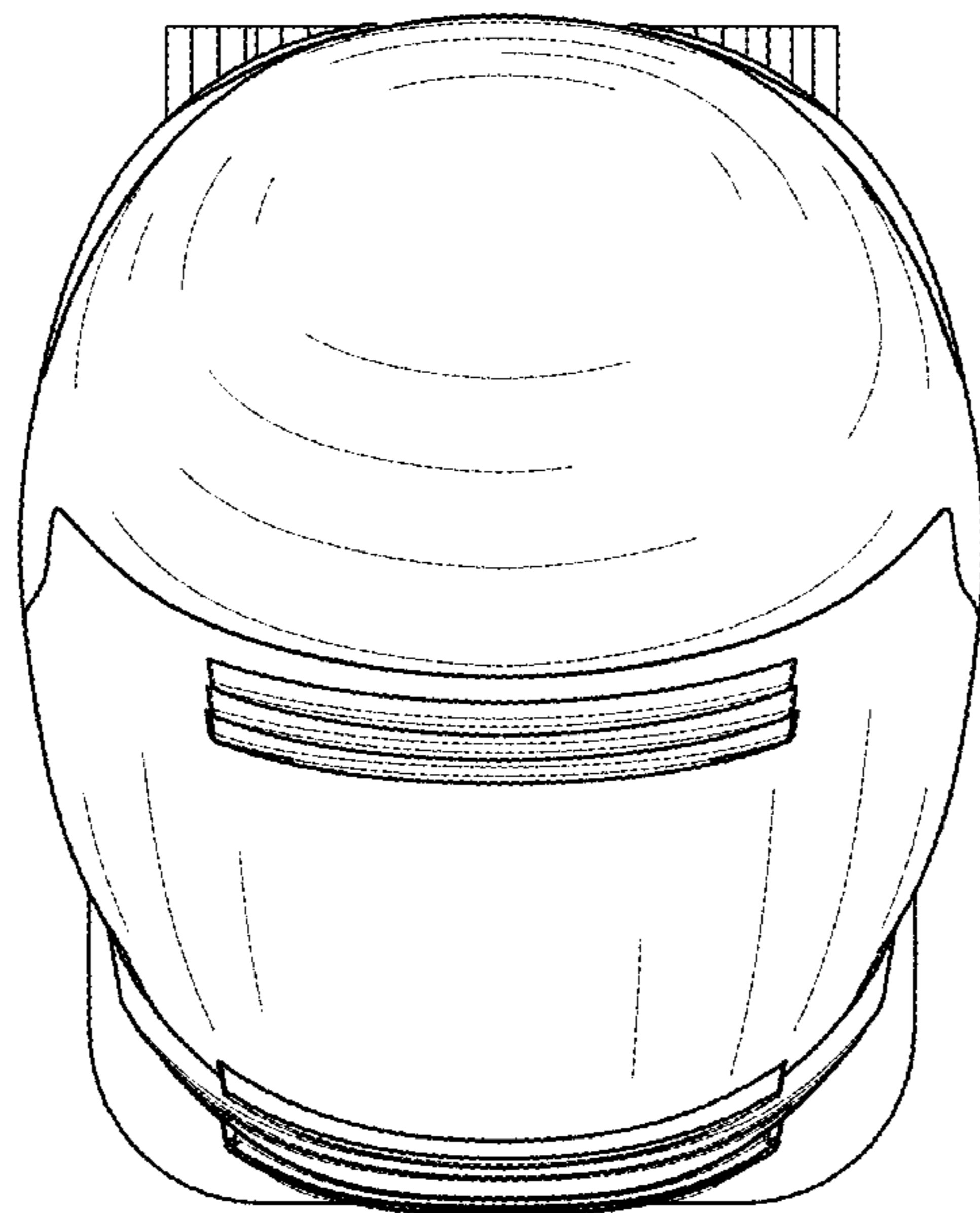


FIG. 8