

US00D822977S

(12) **United States Design Patent** (10) **Patent No.:** **US D822,977 S**
Matthews (45) **Date of Patent:** **** Jul. 17, 2018**

(54) **SHOE**
(71) Applicant: **NIKE, Inc.**, Beaverton, OR (US)
(72) Inventor: **Darryl Matthews**, Portland, OR (US)
(73) Assignee: **NIKE, Inc.**, Beaverton, OR (US)
(**) Term: **15 Years**
(21) Appl. No.: **29/629,541**
(22) Filed: **Dec. 13, 2017**
(51) **LOC (11) Cl.** **02-99**
(52) **U.S. Cl.**
USPC **D2/972**
(58) **Field of Classification Search**
USPC D2/902, 906-908, 923, 944, 946, 969,
D2/972-975, 978; D5/7, 15, 46, 47, 49
CPC ... A43B 13/181; A43B 13/141; A43B 13/186;
A43B 13/188; A43B 23/00; A43B 23/02;
A43B 5/00; A43B 23/26; A43B 1/04;
A43B 11/14; A43B 7/00; A43B 3/12
See application file for complete search history.

D522,225 S 6/2006 Holmes
D541,514 S 5/2007 Lane, III
D546,050 S 7/2007 Edwards
D548,949 S 8/2007 Hui
D555,343 S 11/2007 Bettencourt
D555,345 S 11/2007 Bettencourt
D570,085 S 6/2008 Henderson
D575,045 S 8/2008 Stauffer
D581,645 S 12/2008 Roy et al.
D614,392 S 4/2010 Stauffer
D638,124 S 5/2011 Hirabayashi et al.
D638,615 S * 5/2011 McMillan D2/972
D658,859 S * 5/2012 Nakamura D2/972
D658,860 S * 5/2012 Stryjak D2/972
D658,861 S 5/2012 Stryjak et al.

(Continued)

(56) **References Cited**

U.S. PATENT DOCUMENTS

D296,381 S 6/1988 Selbiger
D297,183 S 8/1988 Selbiger
D316,624 S 5/1991 Hatfied et al.
D318,563 S * 7/1991 Lucas D2/972
D319,720 S * 9/1991 Selbiger D2/972
D346,478 S 5/1994 Teague
D413,427 S 9/1999 Fellouhe
D479,392 S 9/2003 Hillyer
D485,051 S * 1/2004 Bradford D2/969
D490,233 S 5/2004 Cooper
D490,604 S 6/2004 Cooper
D494,350 S * 8/2004 Hillyer D2/972
D500,195 S 12/2004 Matis
D514,798 S 2/2006 Avar
D519,720 S 5/2006 Lin

OTHER PUBLICATIONS

Nike Footwear Catalog, 2007 Fall Footwear, p. 11, published Nov. 2006, NIKE, Inc., USA.

Primary Examiner — Dominic V Simone
(74) *Attorney, Agent, or Firm* — Banner & Witcoff, Ltd.

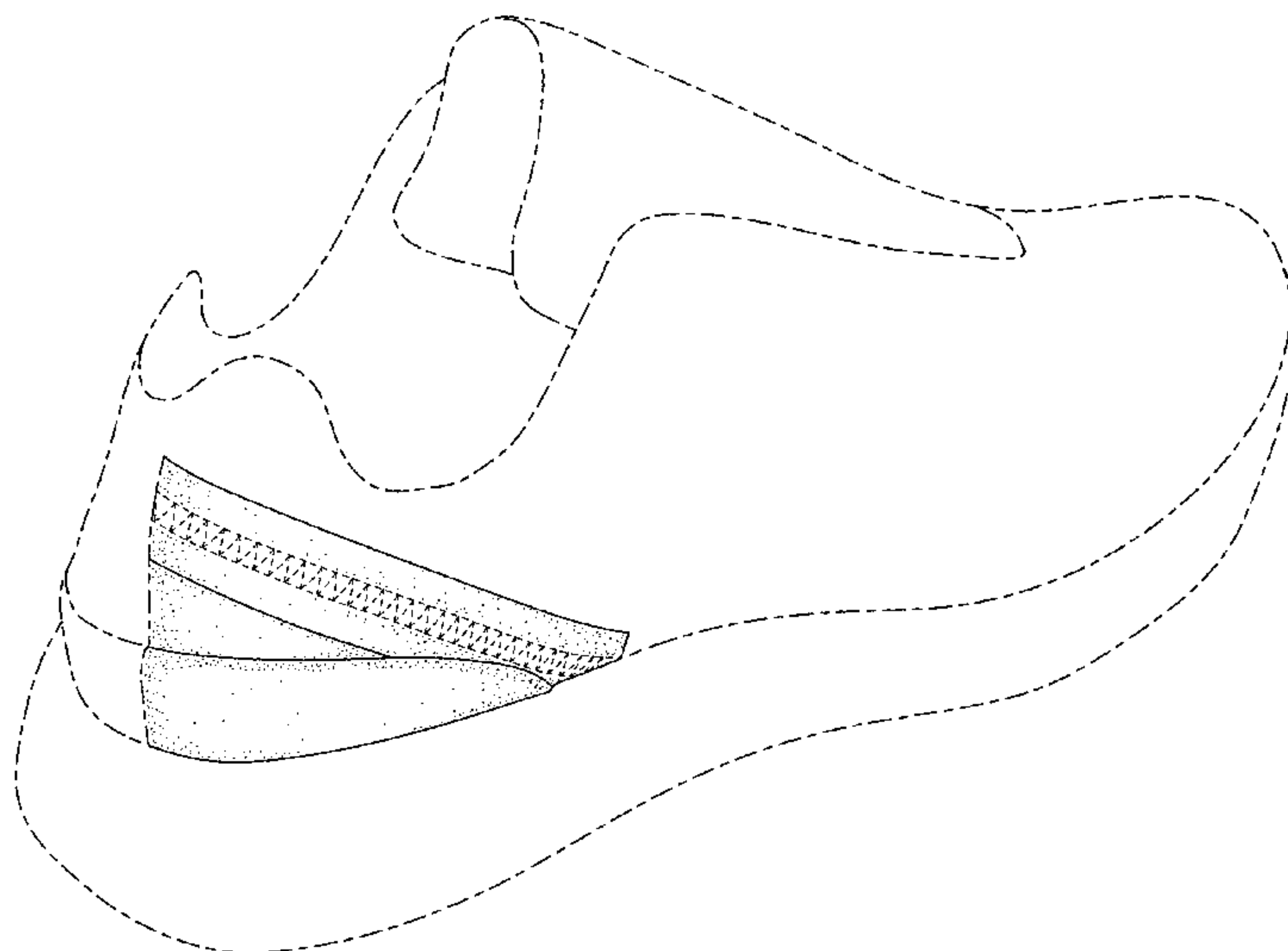
(57) **CLAIM**

The ornamental design for a shoe, as shown and described.

DESCRIPTION

FIG. 1 is a front perspective view of a shoe showing my new design;
FIG. 2 is a side view thereof; and,
FIG. 3 is a rear perspective view thereof.
The uneven-length broken lines immediately adjacent to the shaded area define the bounds of the claimed design and form no part thereof. The even-length broken lines represent a claimed feature of the claimed design. The uneven-length broken lines showing the remainder of the shoe represent unclaimed subject matter and form no part of the claimed design.

1 Claim, 3 Drawing Sheets



(56)

References Cited

U.S. PATENT DOCUMENTS

D662,299	S	6/2012	Raysse	
D677,874	S	3/2013	Hardman	
D677,876	S	3/2013	Minami	
D683,131	S	5/2013	Miner	
D683,947	S	6/2013	James	
D690,093	S *	9/2013	Dombrow	D2/972
D701,035	S	3/2014	Hatfield	
D701,688	S	4/2014	Holmes et al.	
D737,042	S	8/2015	Thornhill	
D744,225	S	12/2015	Thornhill	
D748,904	S	2/2016	Greenhalgh	
D762,964	S *	8/2016	Nyssen	D2/972
D765,380	S *	9/2016	Petrie	D2/972
D770,752	S	11/2016	McMillan	
D778,570	S	2/2017	Kirschner	
D782,177	S *	3/2017	Lee	D2/972
D783,993	S *	4/2017	Hatfield	D2/972
D786,546	S *	5/2017	Rasmussen	D2/972
D789,064	S *	6/2017	Madore	D2/972
D796,810	S	9/2017	You	
D802,286	S *	11/2017	Klein	D2/972
D805,751	S *	12/2017	McCullagh	D2/972
D808,629	S *	1/2018	Parrett	D2/972

* cited by examiner

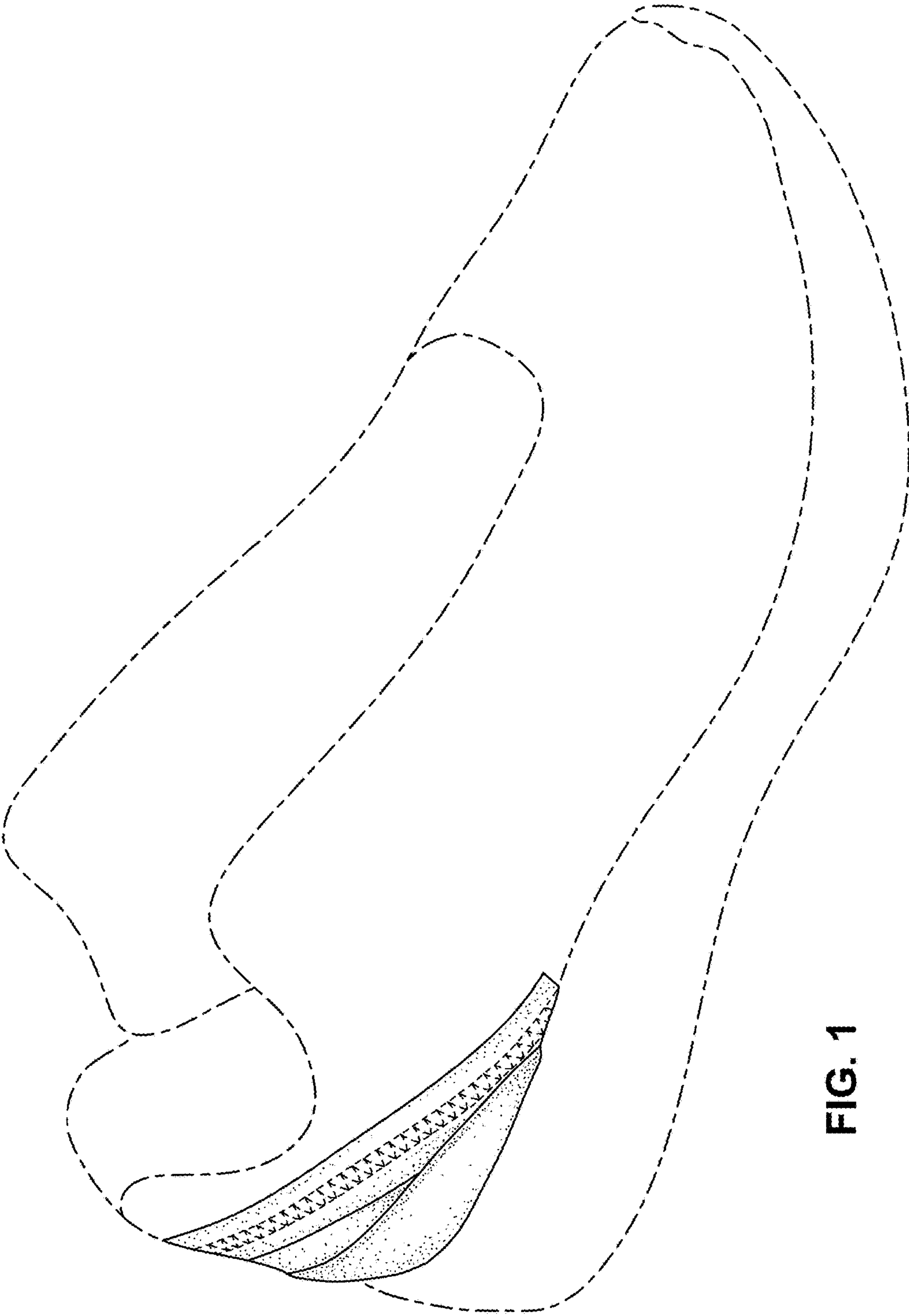


FIG. 1

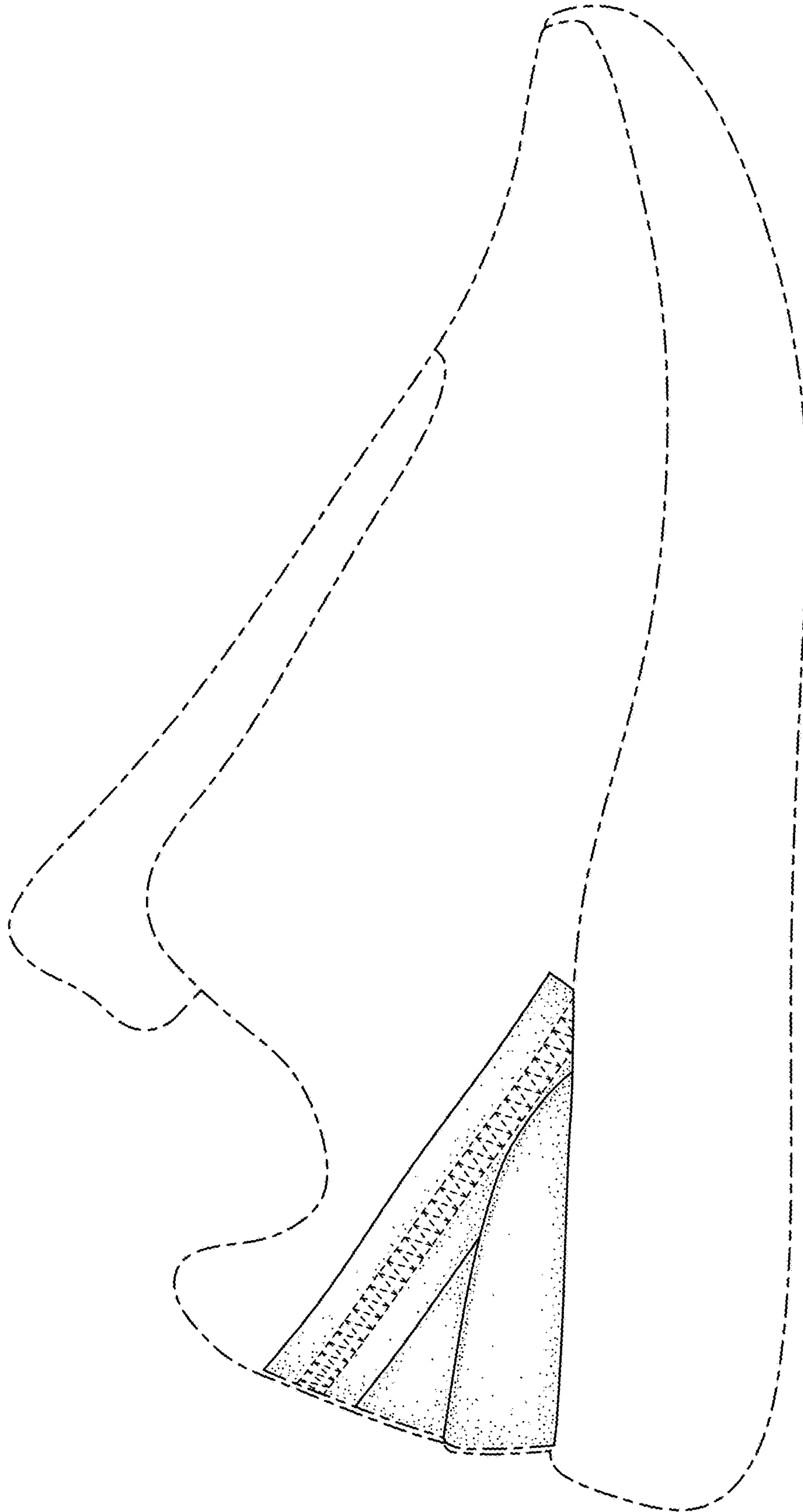


FIG. 2

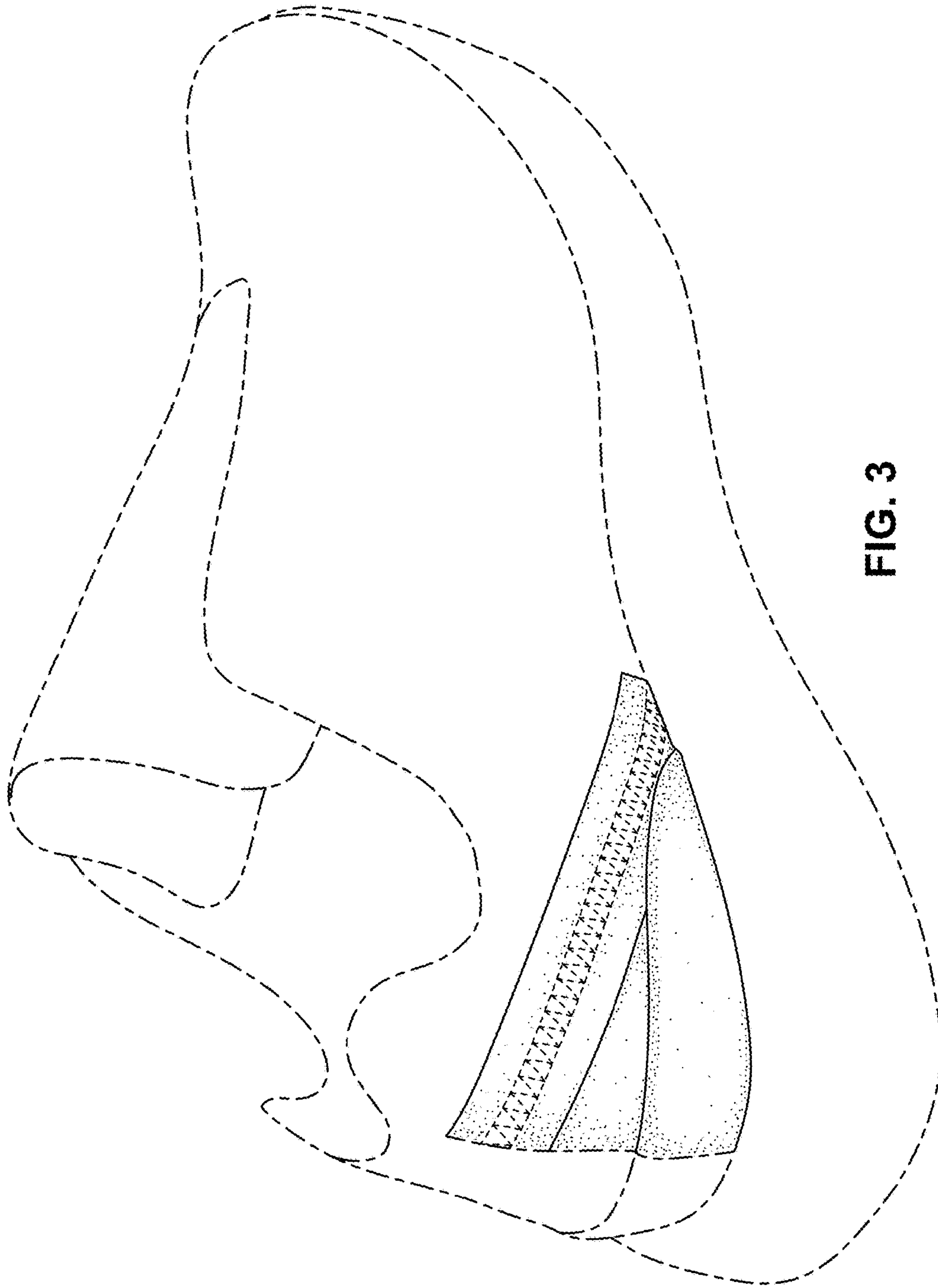


FIG. 3