



US00D822972S

(12) **United States Design Patent**  
**Lam et al.**

(10) **Patent No.:** **US D822,972 S**  
(45) **Date of Patent:** **\*\* Jul. 17, 2018**

- (54) **SHOE**
- (71) Applicant: **NATIVE CANADA FOOTWEAR LTD.**, Vancouver (CA)
- (72) Inventors: **Chun Hin Gabriel Lam**, Richmond (CA); **Thomas Allen Claypool**, Los Angeles, CA (US); **Drew William Thompson**, Vancouver (CA); **Silvana Rivadeneira**, Vancouver (CA)
- (73) Assignee: **NATIVE CANADA FOOTWEAR LTD.**, Vancouver BC (CA)
- (\*\*) Term: **15 Years**
- (21) Appl. No.: **29/585,336**
- (22) Filed: **Nov. 22, 2016**
- (51) **LOC (11) Cl.** ..... **02-99**
- (52) **U.S. Cl.**  
USPC ..... **D2/969**
- (58) **Field of Classification Search**  
USPC ..... D2/902, 906-908, 923, 942-946, 969, D2/972-975  
CPC ... A43B 13/181; A43B 13/141; A43B 13/186; A43B 13/188; A43B 23/00; A43B 23/02; A43B 5/00; A43B 23/26; A43B 1/04; A43B 11/14; A43B 7/00; A43B 3/12; A43C 3/00; A43C 5/00; A43C 7/00; A43C 11/004  
See application file for complete search history.

- D651,387 S \* 1/2012 Van Zyll De Jong ..... D2/969
- D651,388 S \* 1/2012 Van Zyll De Jong ..... D2/969
- D651,390 S \* 1/2012 Van Zyll De Jong ..... D2/969
- D659,953 S 5/2012 Van Zyll De Jong et al.
- D675,418 S \* 2/2013 Van Zyll De Jong ..... D2/969
- D676,223 S \* 2/2013 Dill ..... D2/923
- D677,862 S 3/2013 Van Zyll De Jong et al.
- D677,865 S 3/2013 Van Zyll De Jong et al.
- D689,684 S \* 9/2013 McMillan ..... D2/972
- D804,796 S \* 12/2017 Kirschner ..... D2/969
- D807,627 S \* 1/2018 Parrett ..... D2/972

\* cited by examiner

*Primary Examiner* — Dominic V Simone

(74) *Attorney, Agent, or Firm* — Lewis Roca Rothgerber Christie LLP

(57) **CLAIM**

The ornamental design for shoe, as shown and described.

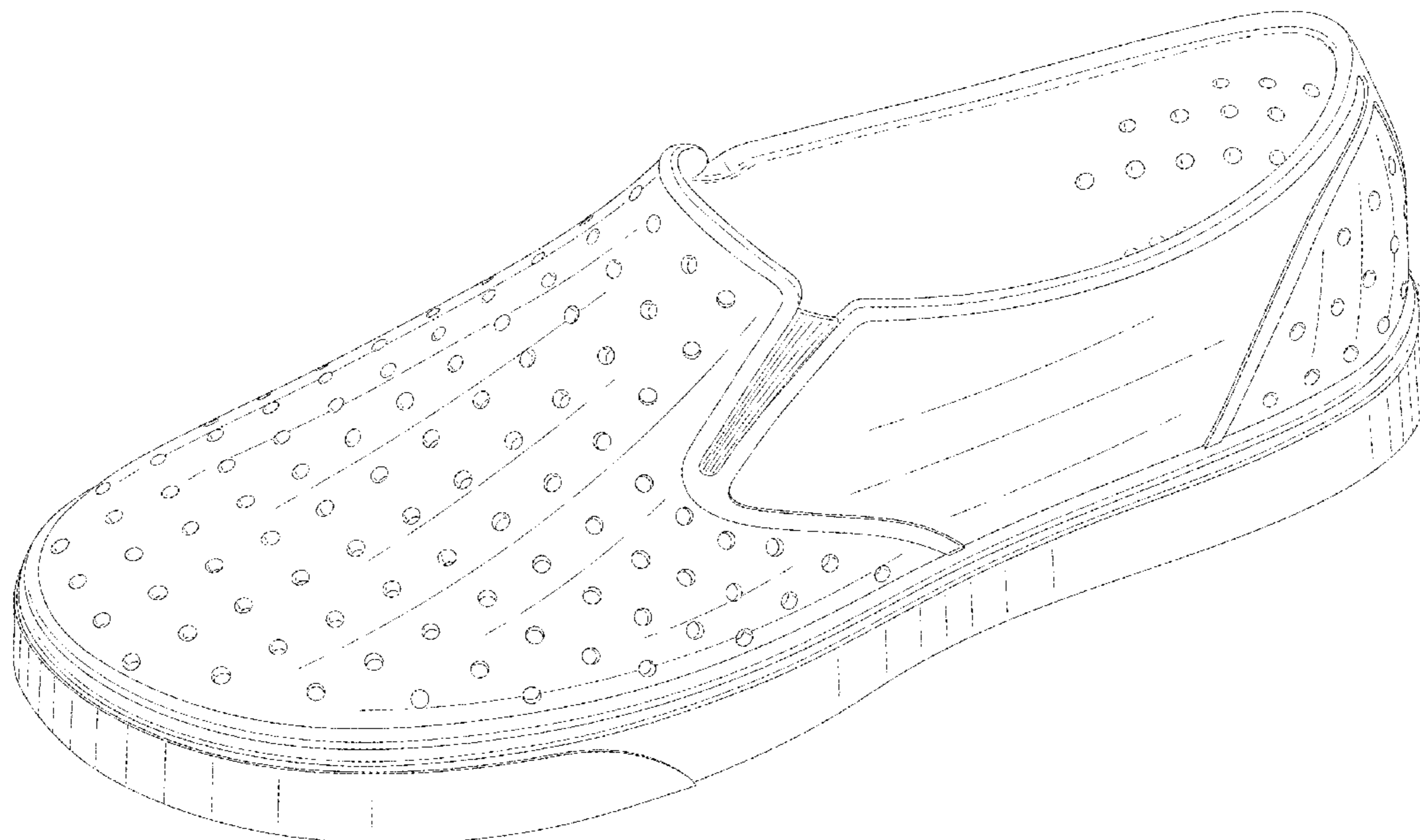
**DESCRIPTION**

FIG. 1 is a front perspective view thereof;  
 FIG. 2 is a top view thereof;  
 FIG. 3 is a right side view thereof;  
 FIG. 4 is a left side view thereof;  
 FIG. 5 is a bottom view thereof;  
 FIG. 6 is a front view thereof; and,  
 FIG. 7 is a rear view thereof.

The broken lines shown are included for the purpose of illustration and form no part of the claimed design.

- (56) **References Cited**  
U.S. PATENT DOCUMENTS  
D437,474 S \* 2/2001 Agnew ..... D2/902  
D508,603 S \* 8/2005 Newson ..... D2/972

**1 Claim, 6 Drawing Sheets**



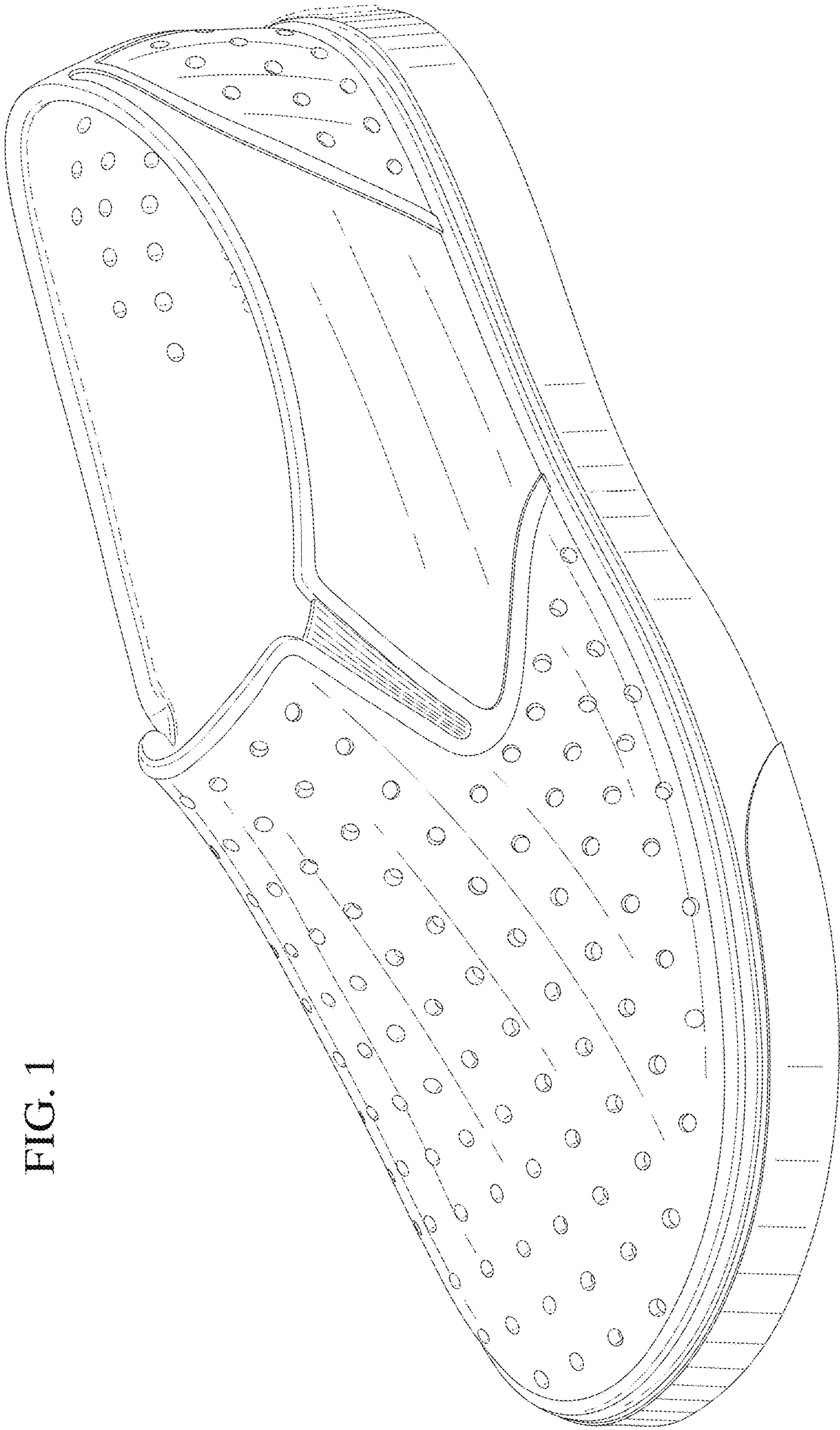


FIG. 1

FIG. 2

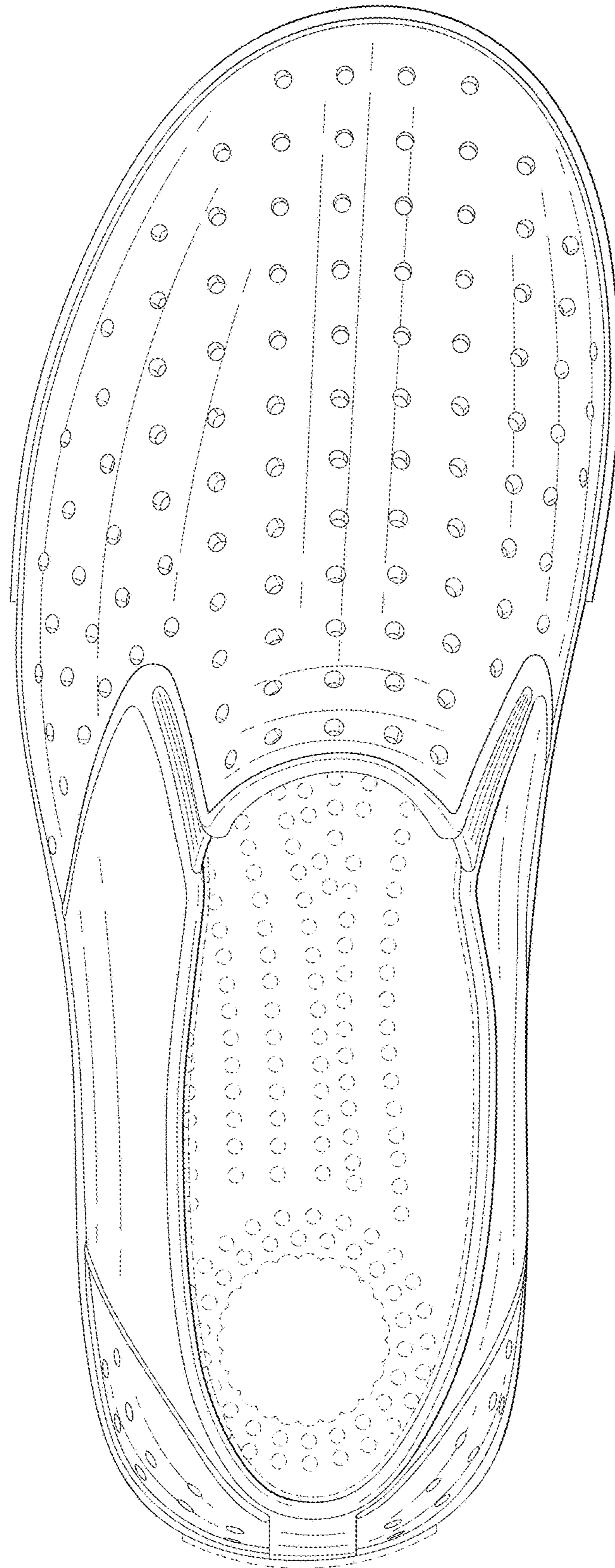


FIG. 3

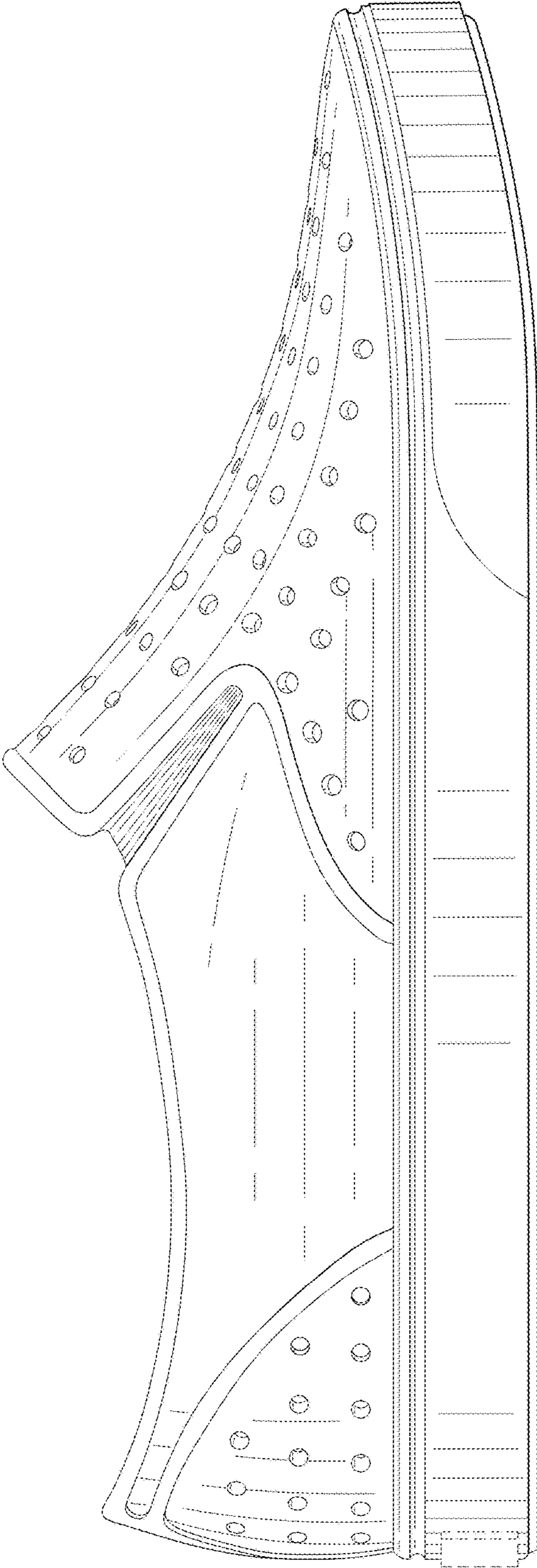


FIG. 4

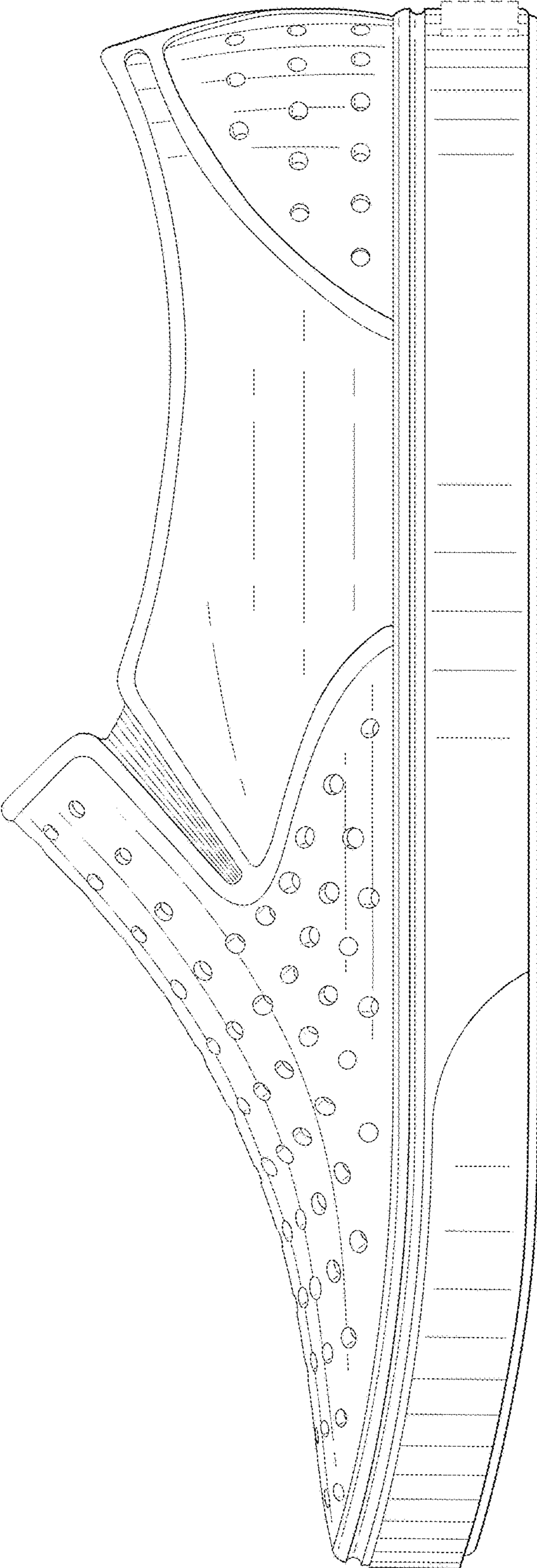


FIG. 5

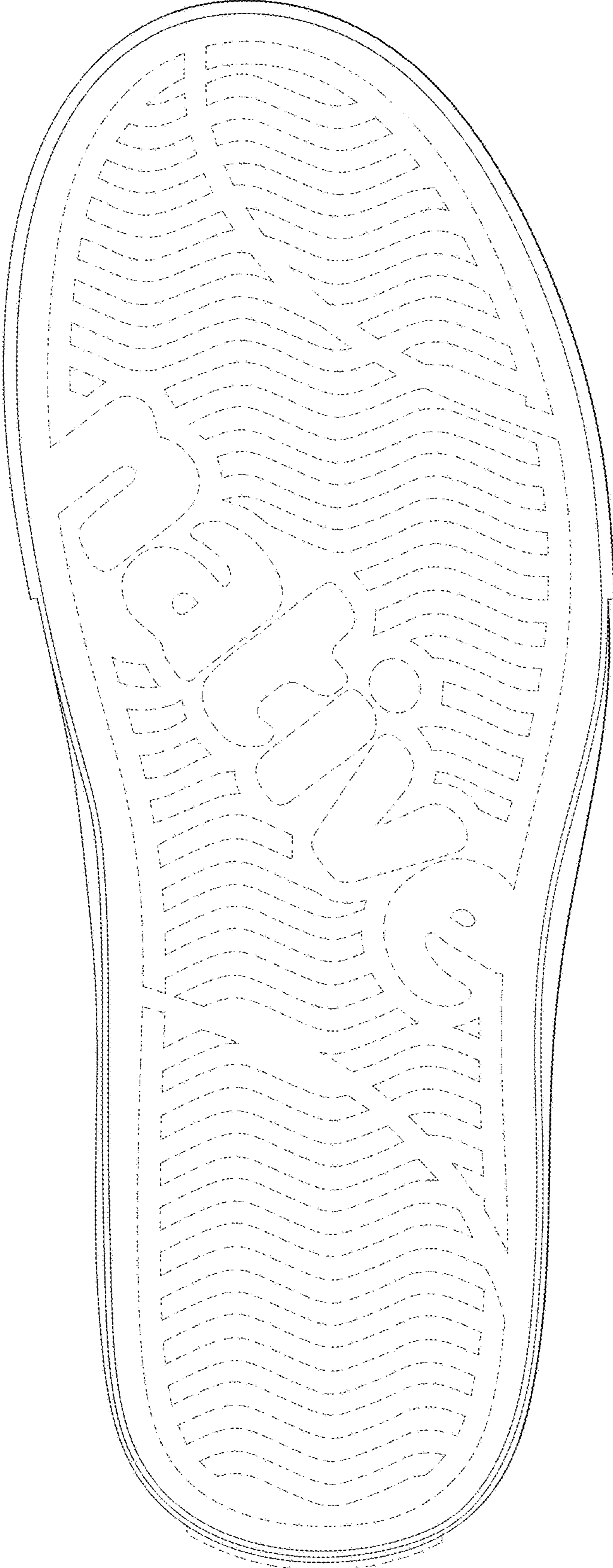


FIG. 7

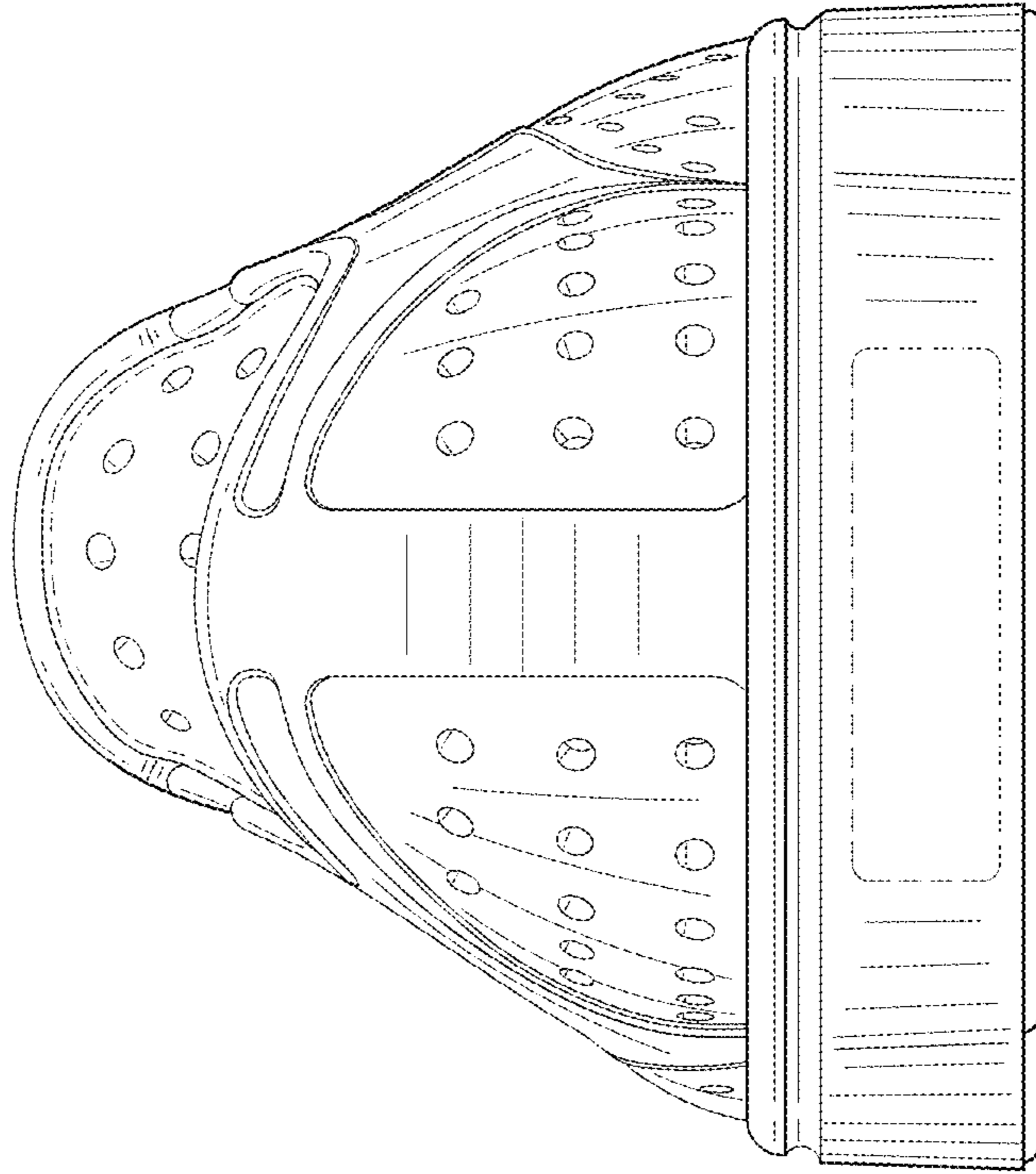


FIG. 6

