



US00D822971S

(12) **United States Design Patent**  
**Rivadeneira et al.**

(10) **Patent No.:** **US D822,971 S**  
(45) **Date of Patent:** **\*\* Jul. 17, 2018**

(54) **SHOE**  
(71) Applicant: **NATIVE CANADA FOOTWEAR LTD.**, Vancouver (CA)  
(72) Inventors: **Silvana Rivadeneira**, Vancouver (CA); **Thomas Allen Claypool**, Los Angeles, CA (US); **Chun Hin Gabriel Lam**, Richmond (CA); **Drew William Thompson**, Vancouver (CA)

D651,387 S \* 1/2012 Van Zyll De Jong ..... D2/969  
D651,388 S \* 1/2012 Van Zyll De Jong ..... D2/969  
D651,390 S \* 1/2012 Van Zyll De Jong ..... D2/969  
D653,020 S 1/2012 Van Zyll De Jong et al.  
D659,953 S 5/2012 Van Zyll De Jong et al.  
D675,418 S \* 2/2013 Van Zyll De Jong ..... D2/945  
D676,223 S \* 2/2013 Dill ..... D2/969  
D677,865 S 3/2013 Van Zyll De Jong et al.  
D689,684 S \* 9/2013 McMillan ..... D2/972  
D804,796 S \* 12/2017 Kirschner ..... D2/969  
D807,627 S \* 1/2018 Parrett ..... D2/972

(73) Assignee: **NATIVE CANADA FOOTWEAR LTD.**, Vancouver BC (CA)

\* cited by examiner

(\*\*) Term: **15 Years**

*Primary Examiner* — Dominic V Simone

(21) Appl. No.: **29/585,334**

(74) *Attorney, Agent, or Firm* — Lewis Roca Rothgerber Christie LLP

(22) Filed: **Nov. 22, 2016**

(51) **LOC (11) Cl.** ..... **02-99**

(57) **CLAIM**

(52) **U.S. Cl.**  
USPC ..... **D2/969**

The ornamental design for shoe, as shown and described.

(58) **Field of Classification Search**  
USPC ..... D2/902, 906–908, 923, 942–946, 969,  
D2/972–975

**DESCRIPTION**

CPC ... A43B 13/181; A43B 13/141; A43B 13/186;  
A43B 13/188; A43B 23/00; A43B 23/02;  
A43B 5/00; A43B 23/26; A43B 1/04;  
A43B 11/14; A43B 7/00; A43B 3/12;  
A43C 3/00; A43C 5/00; A43C 7/00;  
A43C 11/004

FIG. 1 is a front perspective view thereof;  
FIG. 2 is a top view thereof;  
FIG. 3 is a right side view thereof;  
FIG. 4 is a left side view thereof;  
FIG. 5 is a bottom view thereof;  
FIG. 6 is a front view thereof; and,  
FIG. 7 is a rear view thereof.

See application file for complete search history.


The broken lines shown are included for the purpose of illustration and form no part of the claimed design.

(56) **References Cited**

**U.S. PATENT DOCUMENTS**

D437,474 S \* 2/2001 Agnew ..... D2/902  
D508,603 S \* 8/2005 Newson ..... D2/972

**1 Claim, 6 Drawing Sheets**



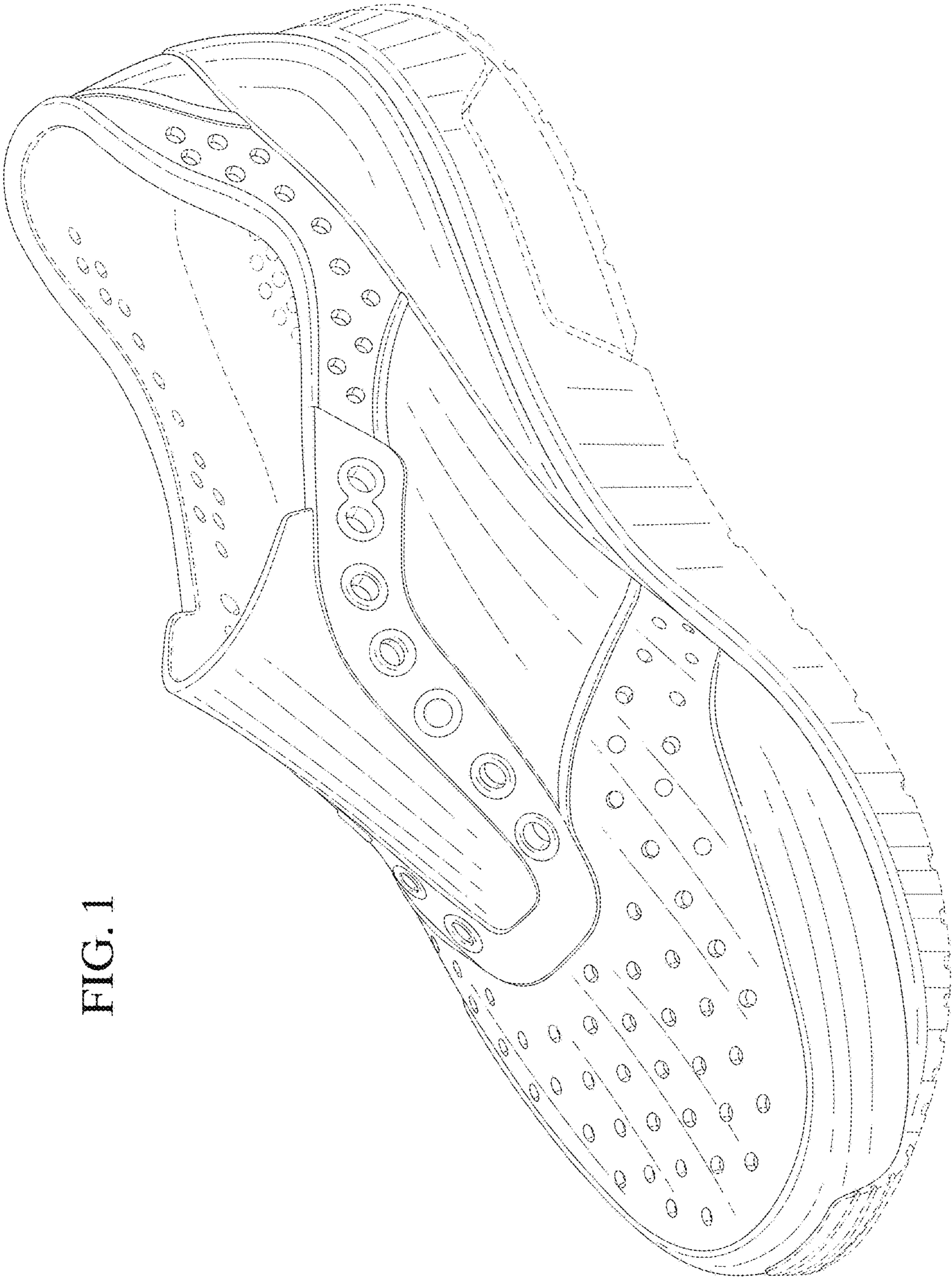


FIG. 1



FIG. 2

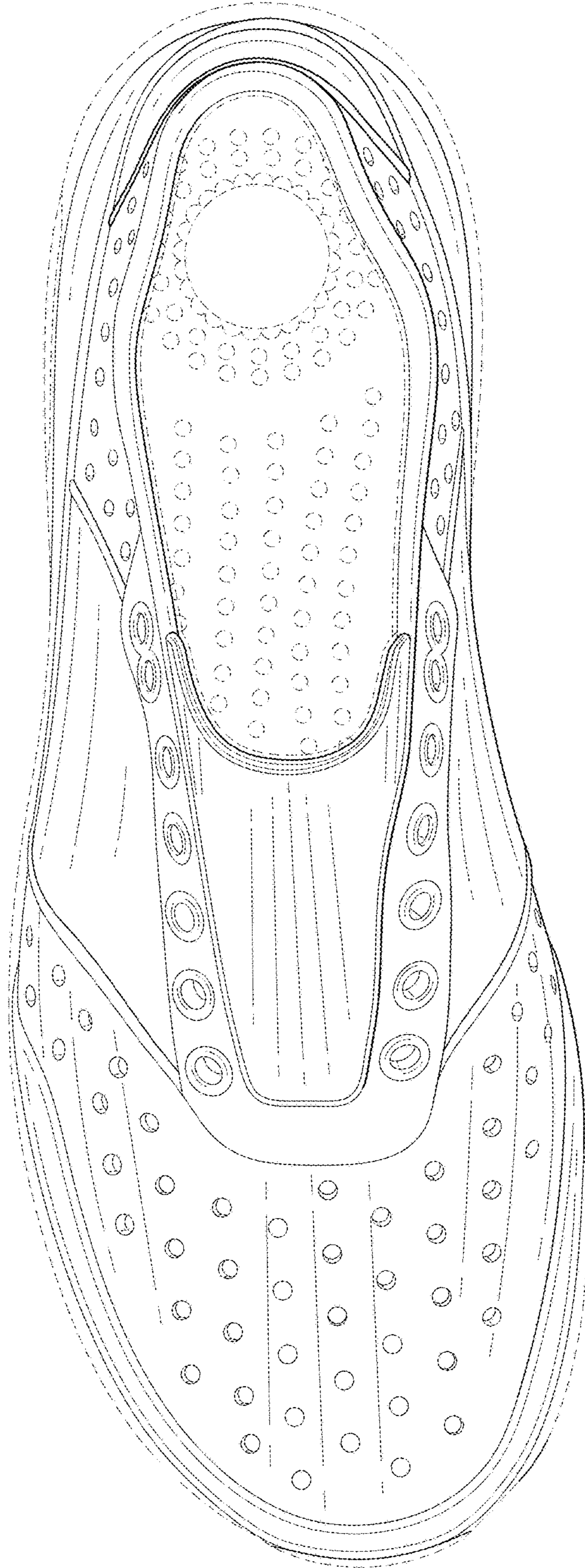


FIG. 3

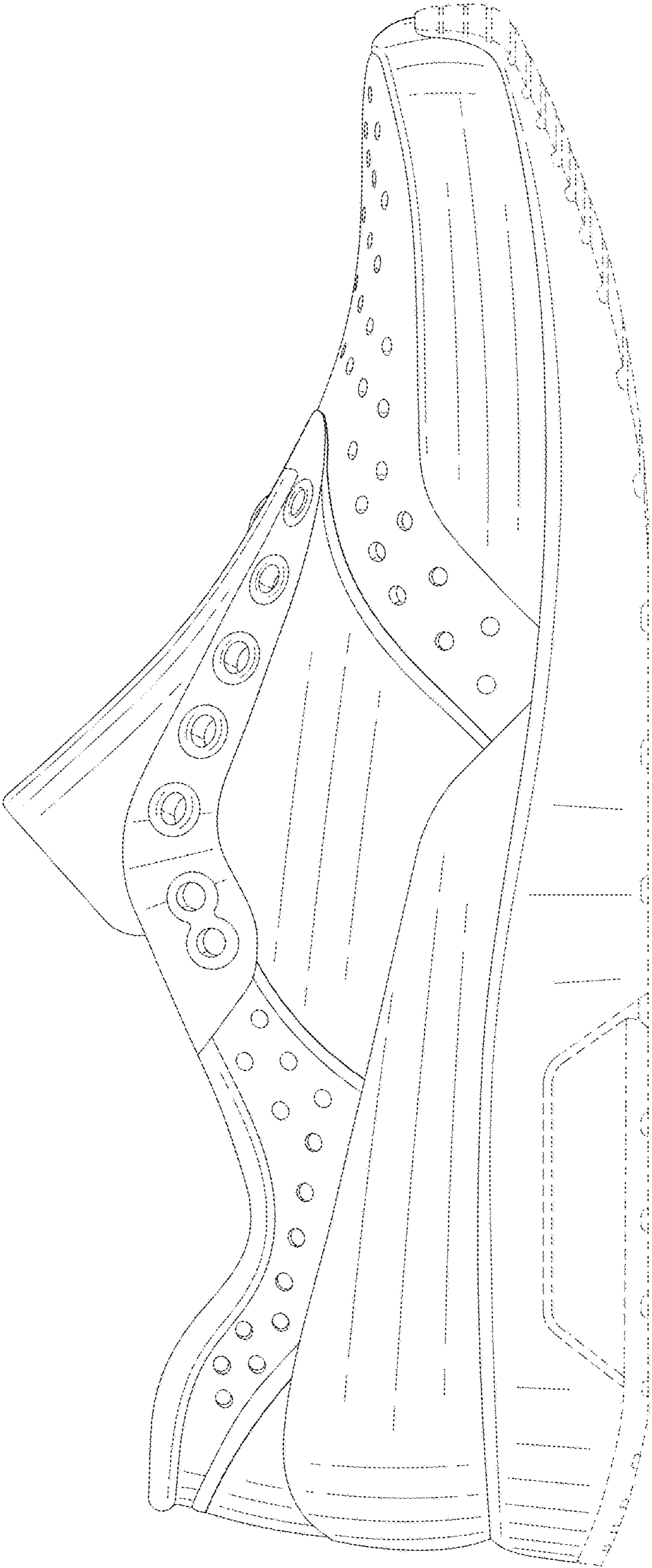


FIG. 4

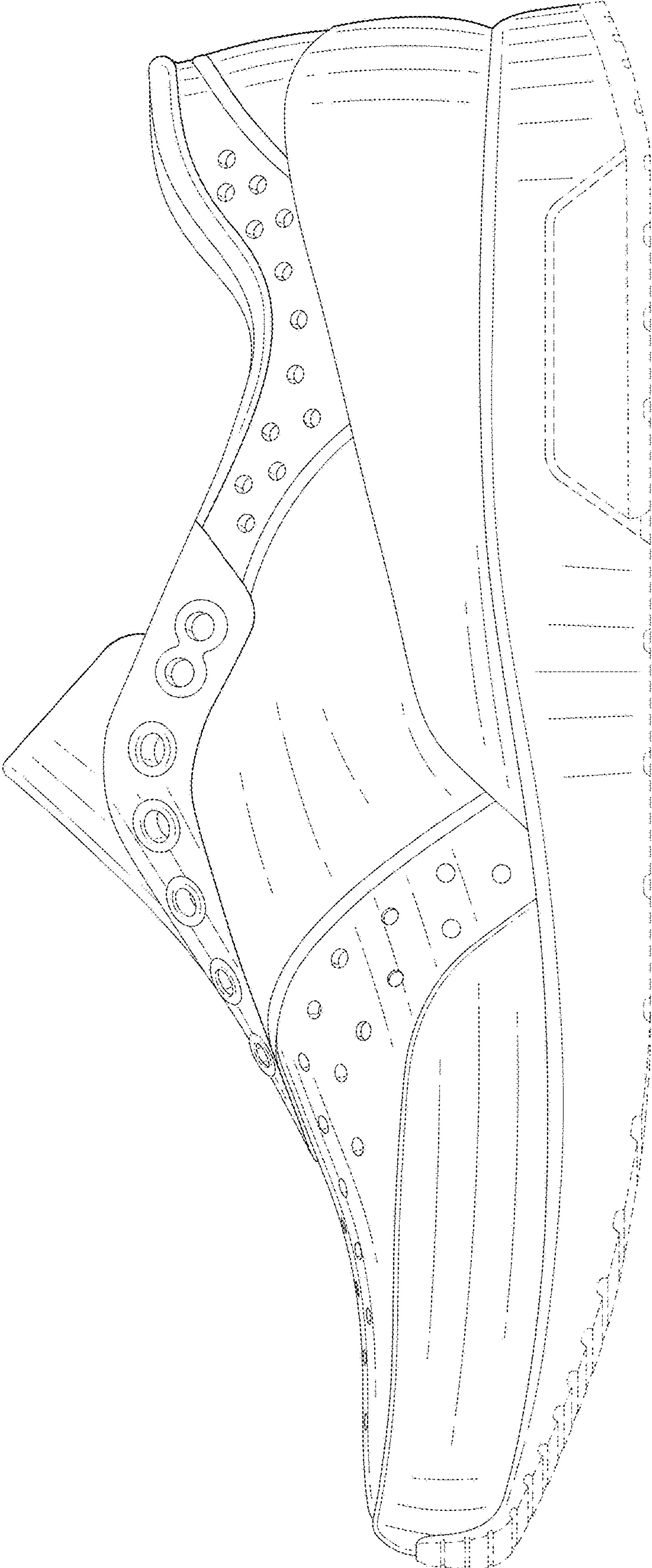


FIG. 5





FIG. 7

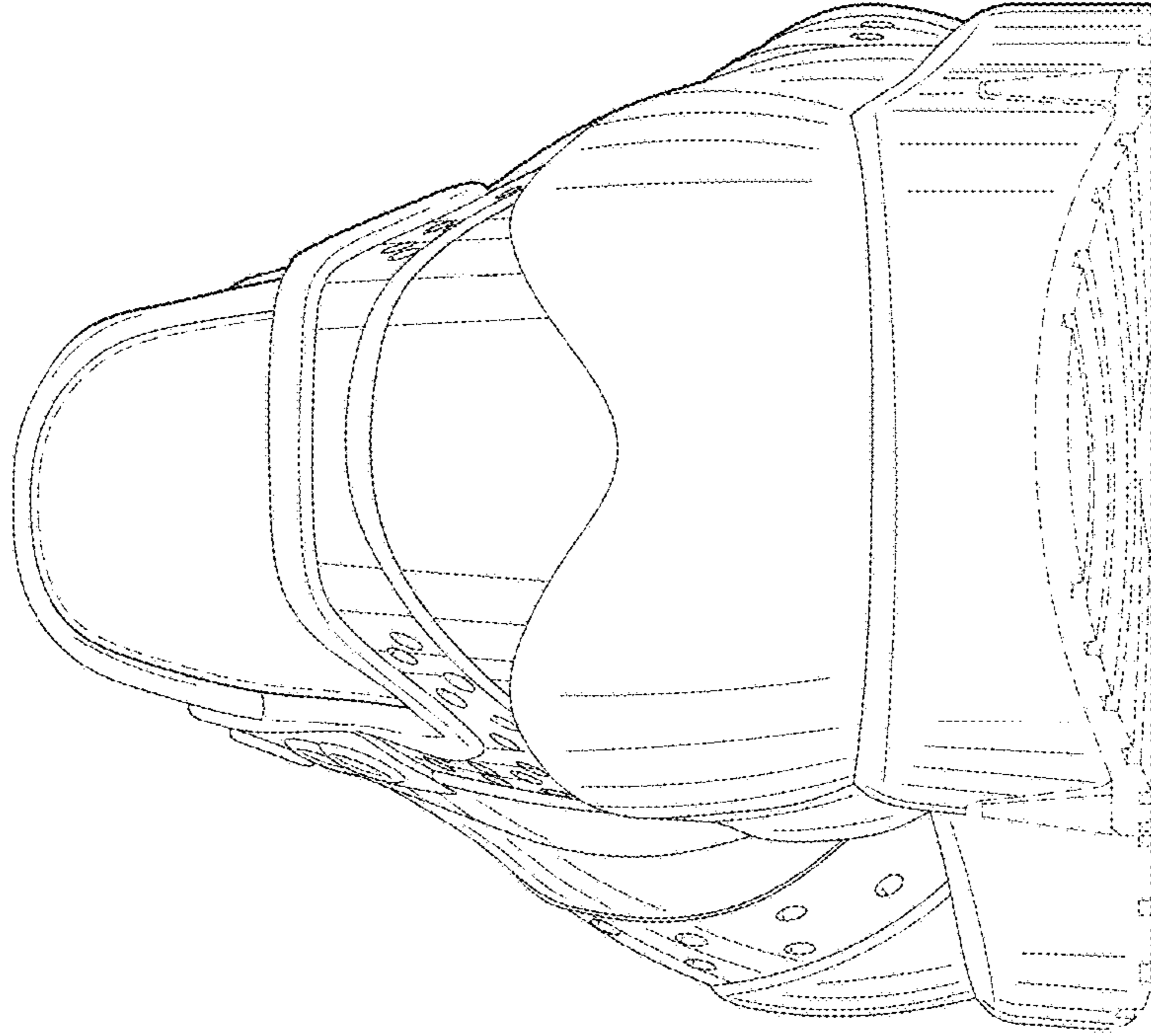


FIG. 6

