



US00D822969S

(12) **United States Design Patent**
Stauffer

(10) **Patent No.:** **US D822,969 S**
(45) **Date of Patent:** **** Jul. 17, 2018**

(54) **SHOE OUTSOLE**

(71) Applicant: **NIKE, Inc.**, Beaverton, OR (US)

(72) Inventor: **Morgan Stauffer**, Portland, OR (US)

(73) Assignee: **NIKE, Inc.**, Beaverton, OR (US)

(**) Term: **15 Years**

(21) Appl. No.: **29/604,151**

(22) Filed: **May 15, 2017**

(51) **LOC (11) Cl.** **02-04**

(52) **U.S. Cl.**

USPC **D2/960; D2/953**

(58) **Field of Classification Search**

USPC D2/902, 906, 908, 916, 918, 925,
D2/946-962, 977; 36/3 B, 22 R, 24.5,
36/25 R, 28, 32 R, 34 R, 59 C, 67 A, 103
CPC A43B 13/00; A43B 13/02; A43B 13/023;
A43B 13/026; A43B 13/04; A43B 13/08;
A43B 13/10; A43B 13/12; A43B 13/14;
A43B 13/141; A43B 13/143; A43B
13/16; A43B 13/18; A43B 13/181; A43B
13/187; A43B 13/189; A43B 13/20; A43B
13/22; A43B 13/223; A43B 13/24; A43B
13/28; A43B 13/30; A43B 13/32; A43B
13/34; A43B 13/36

See application file for complete search history.

(56) **References Cited**

U.S. PATENT DOCUMENTS

D172,787 S * 8/1954 Frary D2/956
D394,741 S * 6/1998 Gaudio D2/953
D395,743 S * 7/1998 Ryan D2/953
6,021,588 A * 2/2000 Alviso A43B 3/128
36/102
D500,399 S * 1/2005 Fuerst D2/896
D500,582 S * 1/2005 Robbins D2/947

D546,036 S * 7/2007 Schoenborn D2/953
D551,433 S * 9/2007 Loverin D2/951
D564,184 S * 3/2008 Issler D2/896
D571,988 S * 7/2008 Dillenbeck D2/953
D579,640 S * 11/2008 Duffy D2/947
D610,332 S * 2/2010 Raichle D2/951
D643,605 S * 8/2011 Raysse D2/951
D674,586 S * 1/2013 Baker D2/960
D690,090 S * 9/2013 Chang D2/951
D710,079 S * 8/2014 Tucker D2/951
D724,829 S * 3/2015 Lonigan D2/951
D778,564 S * 2/2017 Nethongkome A43B 1/14
D2/951
D795,548 S * 8/2017 Wright A43B 3/128
D2/951
D805,745 S * 12/2017 Link D2/951
2005/0060914 A1 * 3/2005 Fuerst A43B 1/14
36/102

* cited by examiner

Primary Examiner — T. Chase Nelson

(74) *Attorney, Agent, or Firm* — Shook, Hardy & Bacon
L.L.P.



(57) **CLAIM**

The ornamental design for a shoe outsole, as shown and
described.

DESCRIPTION

FIG. 1 is a rear perspective view of a shoe showing my
design;
FIG. 2 is a first-side, front perspective view thereof; and,
FIG. 3 is a second-side, front perspective view thereof.
The long-and-short broken lines form an unclaimed bound-
ary around the claimed subject matter, and form no part of
the claim. The even-length broken lines, which show the
remainder of the article, are directed to environment, rep-
resent unclaimed subject matter, and form no part of the
claimed design.

1 Claim, 3 Drawing Sheets






FIG. 1.




FIG. 2.

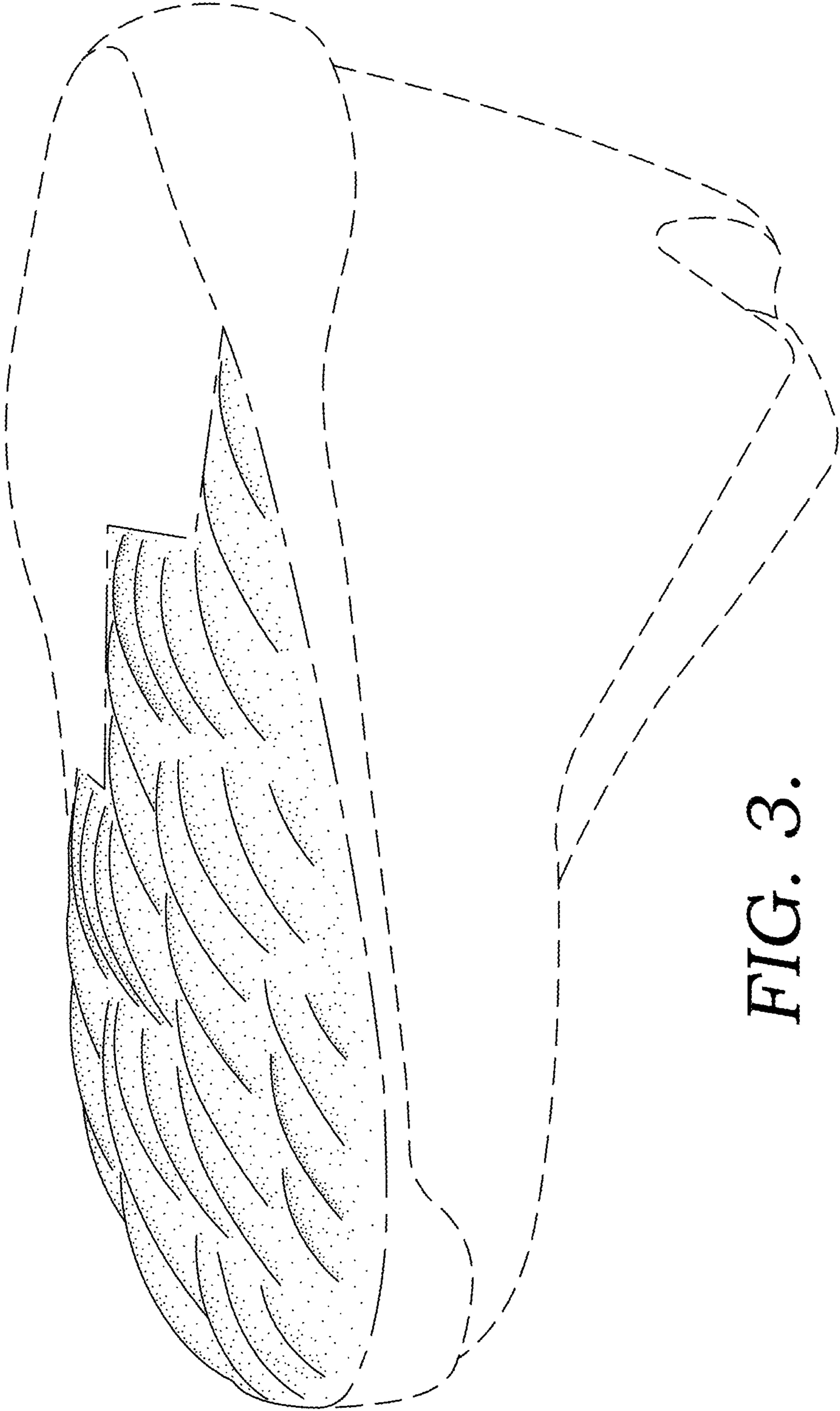


FIG. 3.