



US00D822960S

(12) **United States Design Patent**  
**White Funk**

(10) **Patent No.:** **US D822,960 S**

(45) **Date of Patent:** **\*\* Jul. 17, 2018**

- (54) **FOOTWEAR UPPER**
- (71) Applicant: **Deckers Outdoor Corporation**, Goleta, CA (US)
- (72) Inventor: **Lindsay White Funk**, Portland, OR (US)
- (73) Assignee: **Deckers Outdoor Corporation**, Goleta, CA (US)
- (\*\*) Term: **15 Years**
- (21) Appl. No.: **29/613,024**
- (22) Filed: **Aug. 7, 2017**
- (51) **LOC (11) Cl.** ..... **02-04**
- (52) **U.S. Cl.**  
USPC ..... **D2/917**
- (58) **Field of Classification Search**  
USPC ..... D2/896-900, 903, 916-925, 943, 946, D2/969, 971, 976  
CPC ..... A43B 3/12; A43B 3/10; A43B 3/122  
See application file for complete search history.

- 8,875,417 B2 \* 11/2014 Alberi ..... A43B 3/122 36/100
- D736,502 S \* 8/2015 Helwig ..... A43B 3/122 D2/916
- D771,916 S \* 11/2016 Helwig ..... D2/916

**OTHER PUBLICATIONS**

Circus by Sam Edelman, Women's Athena Espadrille Wedge Sandal, Amazon.com at <https://www.amazon.com/Circus-Sam-Edelman-Womens-Athena/dp/B01LZZR2GV> Feb. 11, 2017.  
TEVA Original Universal Rope, Zappos.com at <http://www.zappos.com/p/teva-original-universal-rope-canal-blue/product/8822645/color/59620> May 6, 2017.

\* cited by examiner

*Primary Examiner* — Holly H Baynham  
*Assistant Examiner* — Rashida C. Walshon  
(74) *Attorney, Agent, or Firm* — Greer, Burns & Crain, Ltd.

(57) **CLAIM**

The ornamental design for a footwear upper, as shown and described.

(56) **References Cited**

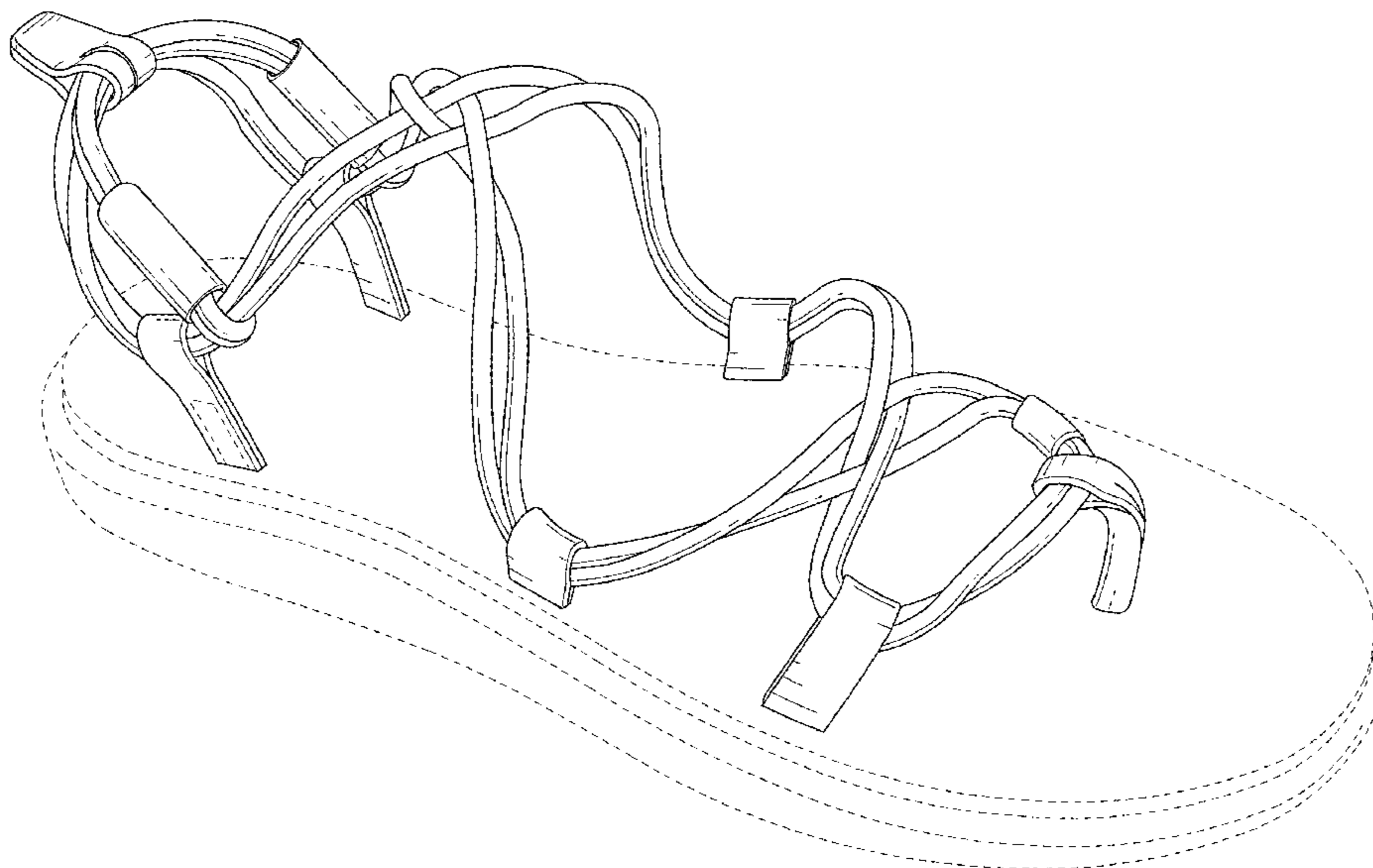
**U.S. PATENT DOCUMENTS**

- D94,639 S \* 2/1935 Stritter ..... 36/11.5
- 2,395,767 A \* 2/1946 Sutcliffe ..... A43B 3/122 36/11.5
- 3,800,444 A \* 4/1974 Young ..... A43B 3/126 36/11.5
- 5,228,216 A \* 7/1993 Sargeant ..... A43B 3/126 36/11.5
- D437,475 S \* 2/2001 Kieler ..... D2/916
- 6,516,538 B2 \* 2/2003 Kraft ..... A43B 3/126 36/101
- D644,823 S \* 9/2011 Costello ..... A43B 3/122 D2/916

**DESCRIPTION**

FIG. 1 is a front perspective view of a footwear upper showing my new design;  
FIG. 2 is a side elevational view thereof;  
FIG. 3 is an opposite side elevational view thereof;  
FIG. 4 is a front elevational view thereof;  
FIG. 5 is a rear elevational view thereof;  
FIG. 6 is a top plan view thereof; and,  
FIG. 7 is a bottom plan view thereof.  
The broken lines in FIGS. 1-7 represent portions of the footwear that form no part of the claimed design.

**1 Claim, 6 Drawing Sheets**



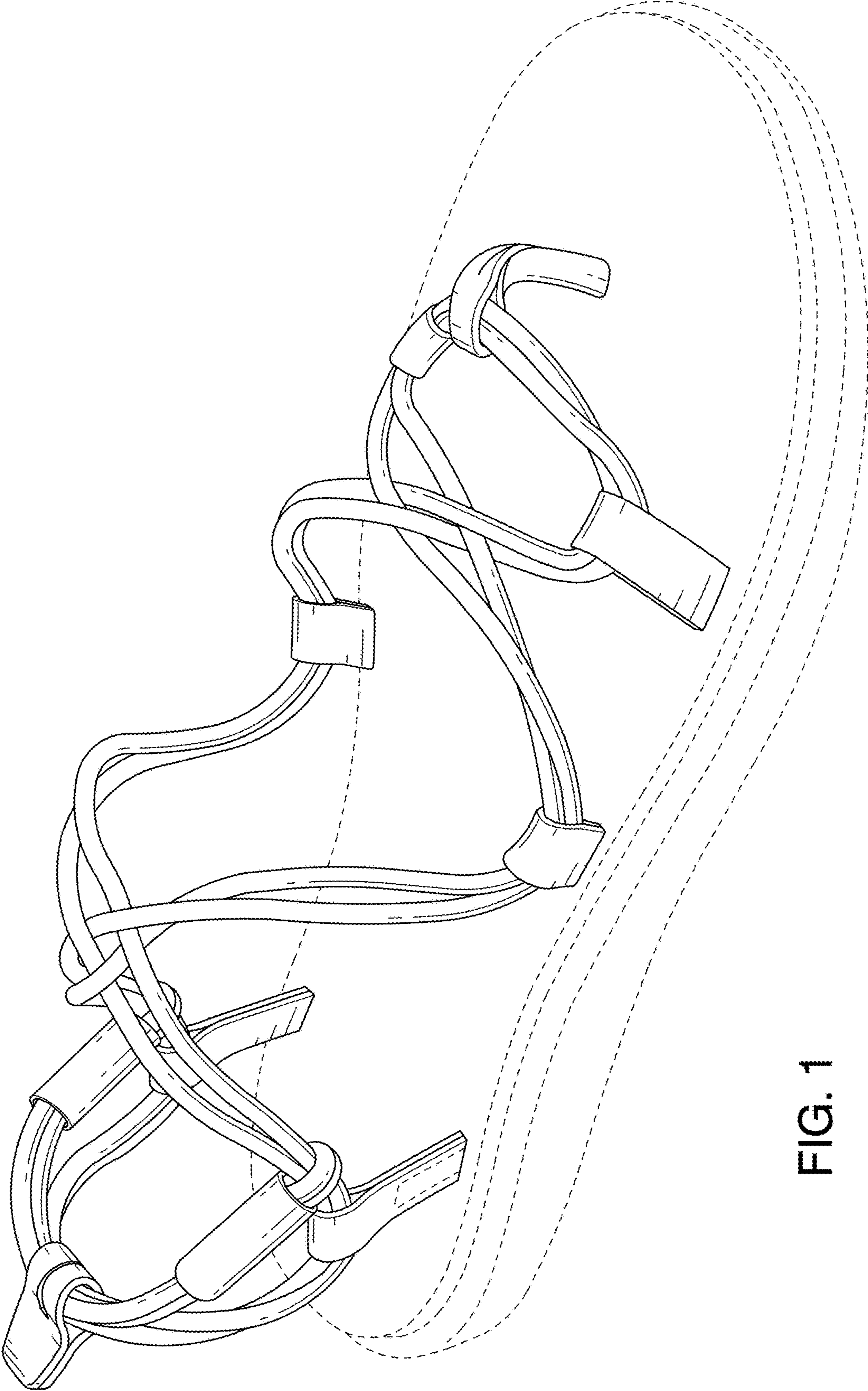


FIG. 1

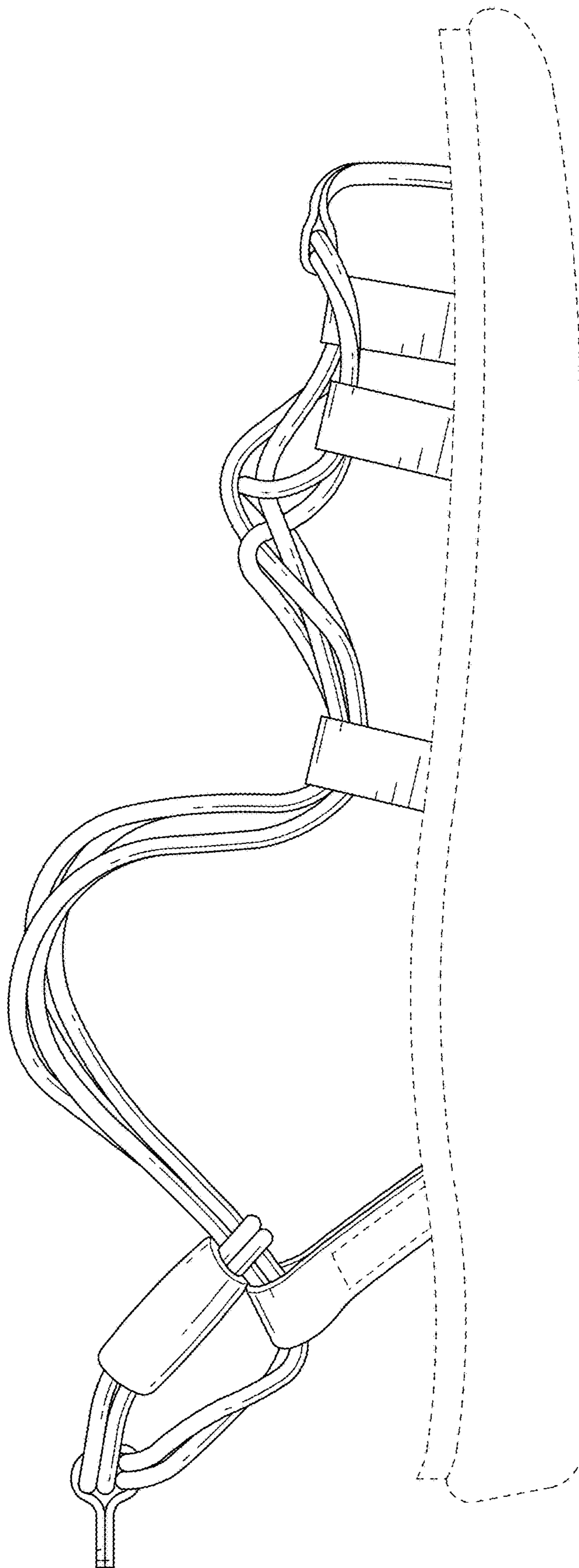


FIG. 2

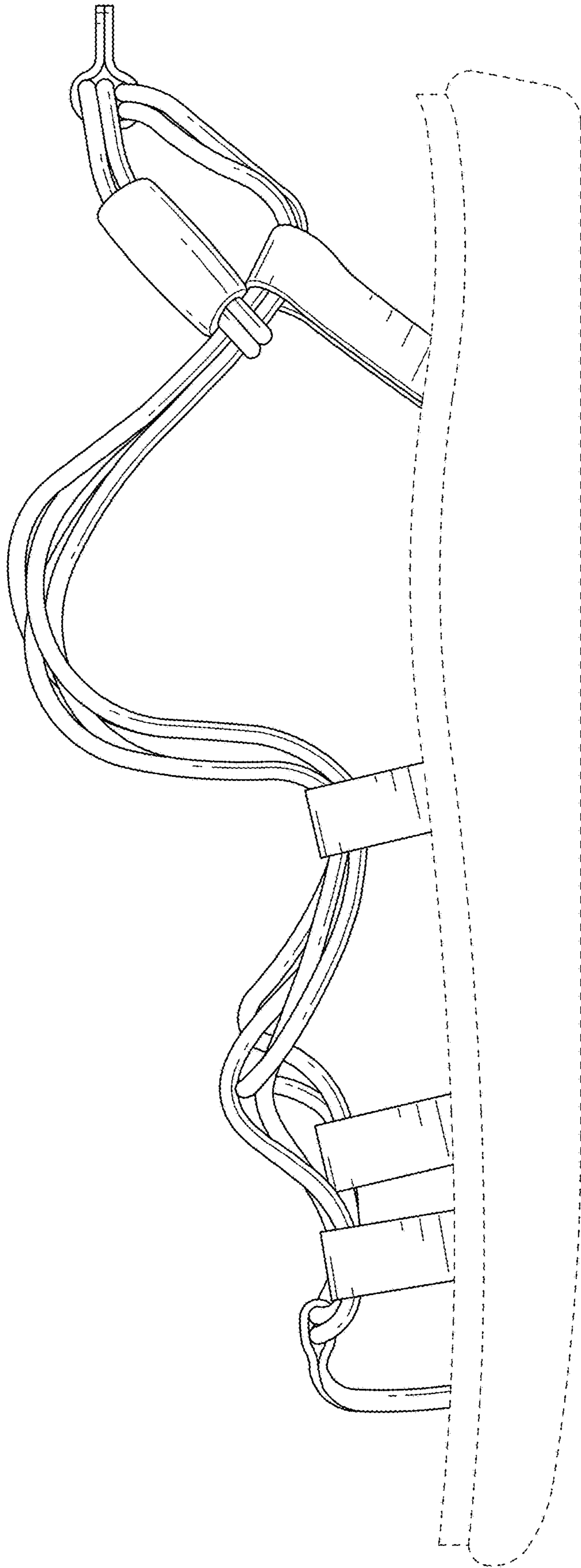


FIG. 3

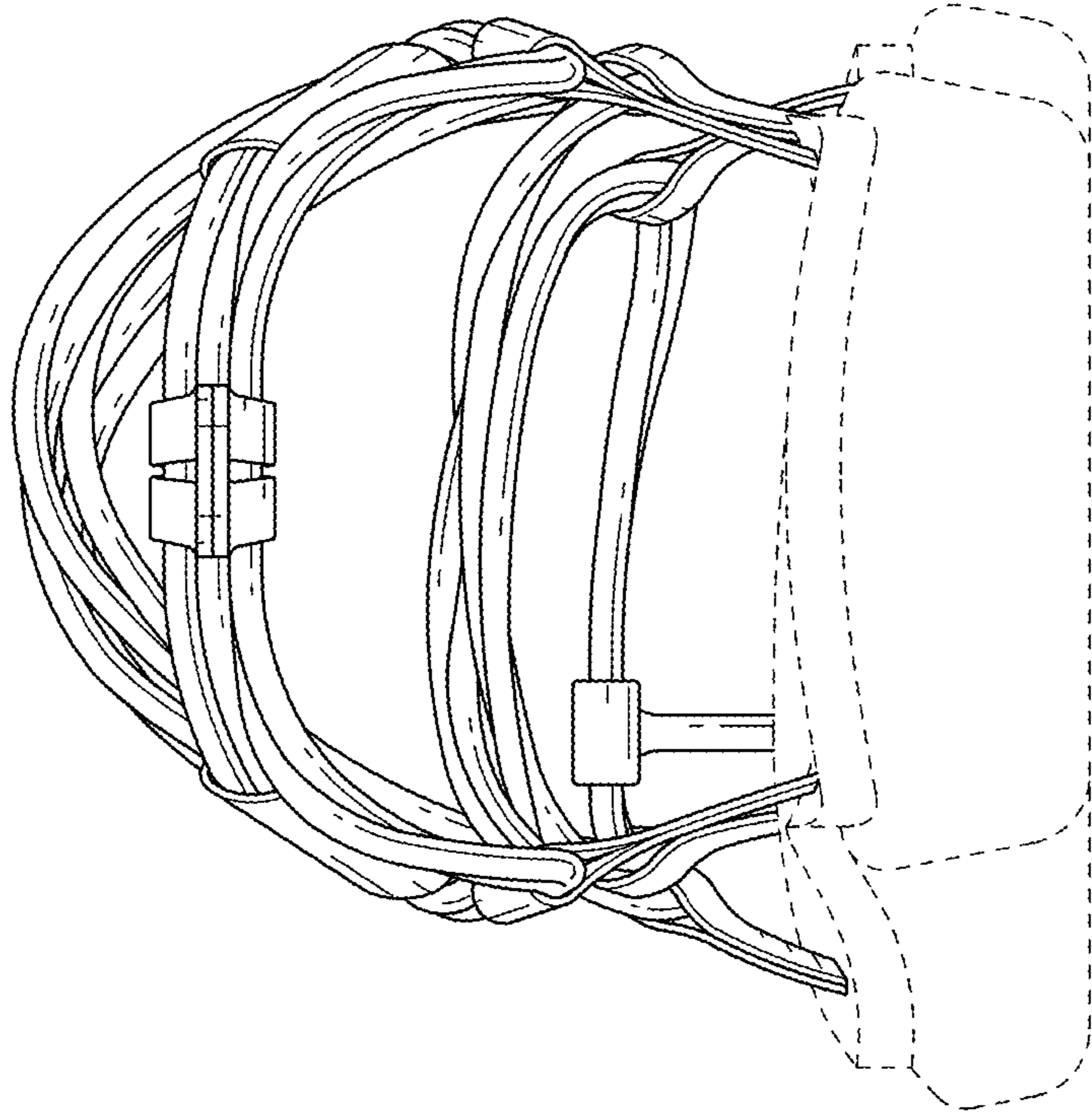


FIG. 5

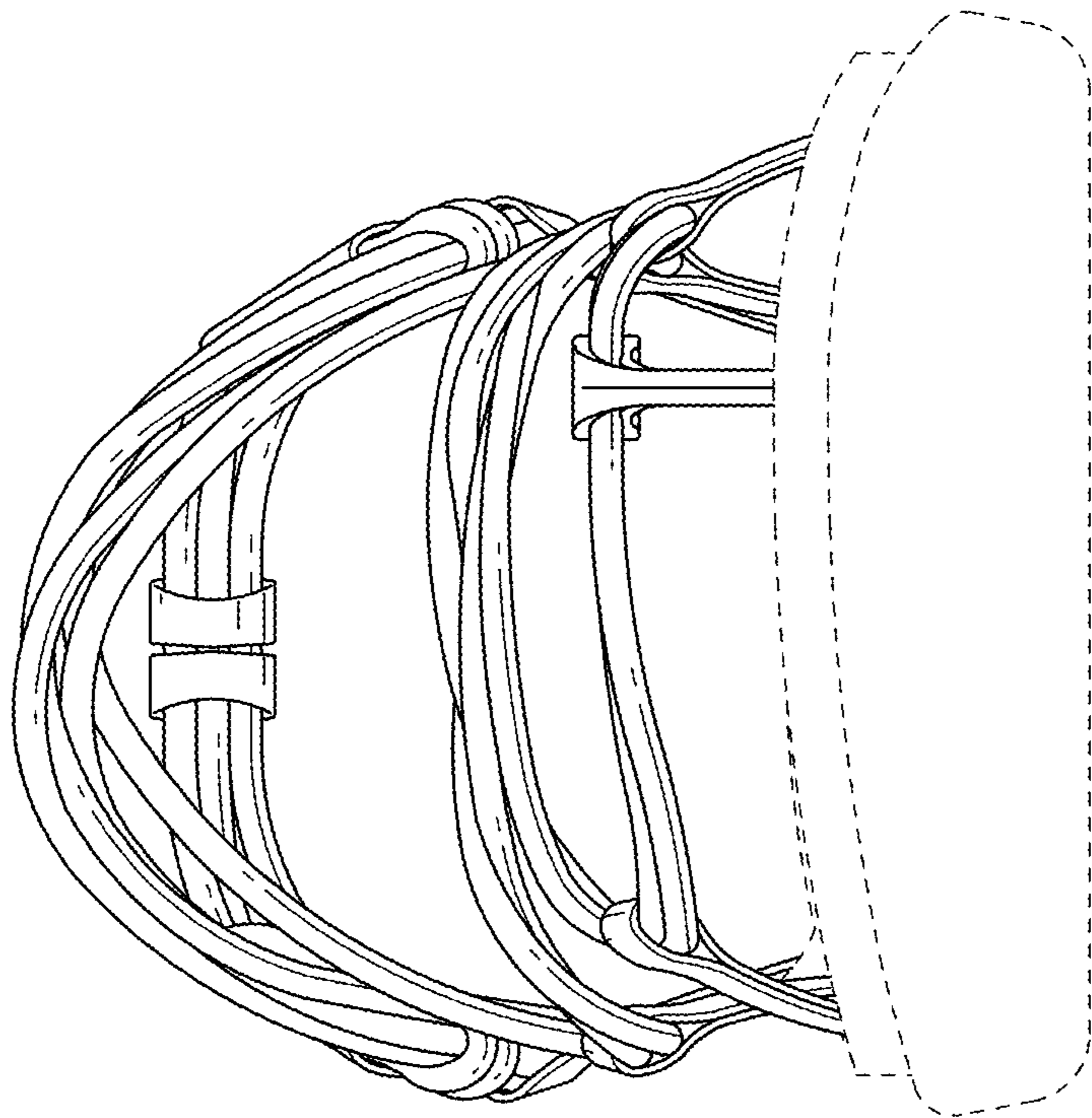


FIG. 4

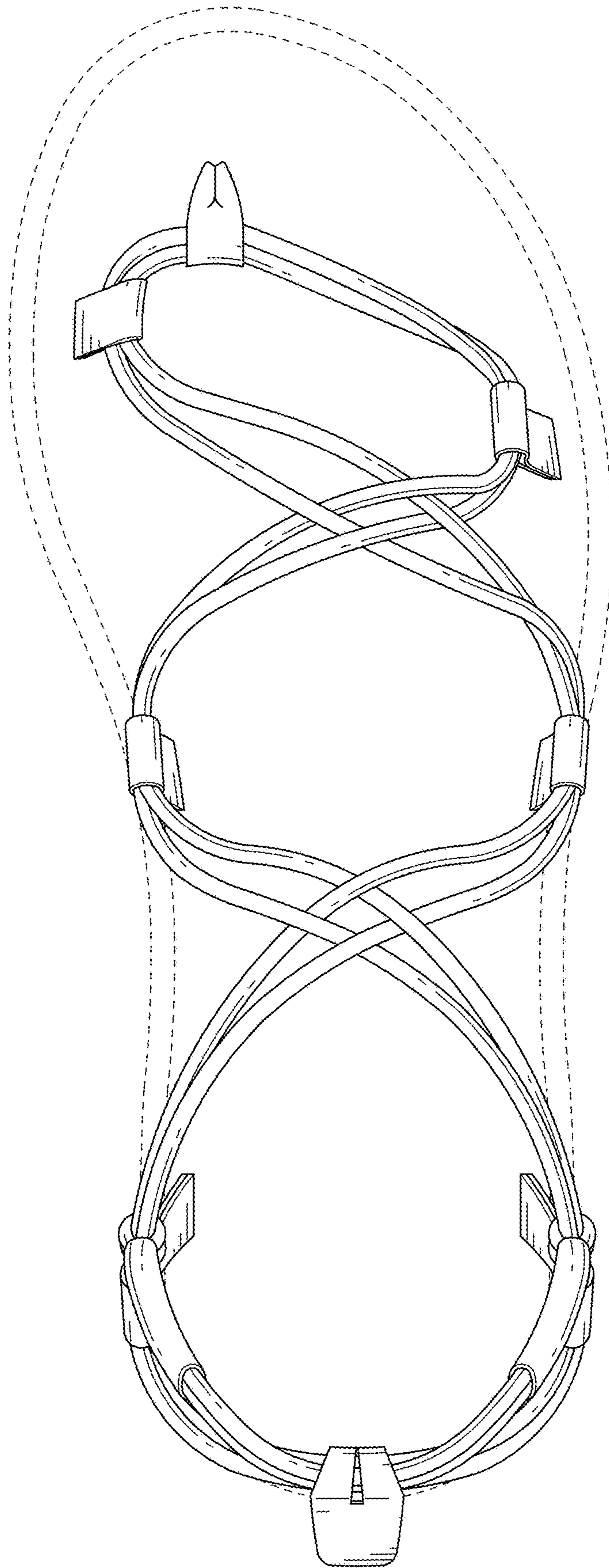


FIG. 6

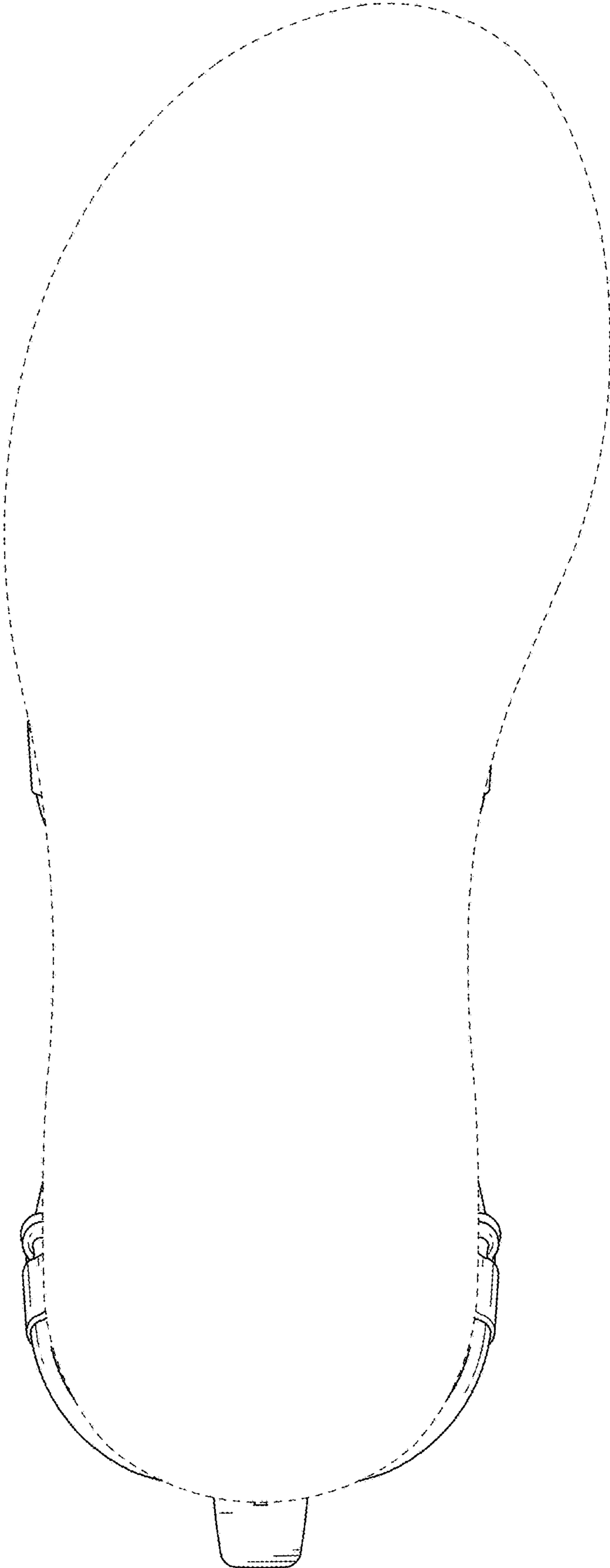


FIG. 7