



US00D822947S

(12) **United States Design Patent**
Kroening

(10) **Patent No.:** **US D822,947 S**

(45) **Date of Patent:** **** Jul. 17, 2018**

- (54) **SLEEP SACK**
- (71) Applicant: **Christine Kroening**, Aldie, VA (US)
- (72) Inventor: **Christine Kroening**, Aldie, VA (US)
- (**) Term: **15 Years**
- (21) Appl. No.: **29/594,872**
- (22) Filed: **Feb. 23, 2017**
- (51) **LOC (11) Cl.** **02-01**
- (52) **U.S. Cl.**
USPC **D2/719**
- (58) **Field of Classification Search**
USPC D2/719, 718, 714, 700, 728, 745, 823,
D2/824; D6/603
CPC A41B 13/06; A41B 13/065
See application file for complete search history.

- D715,518 S * 10/2014 Daugherty D2/719
- D727,662 S * 4/2015 Lazaroff D6/599
- D734,592 S * 7/2015 Castillo D2/719
- D751,270 S * 3/2016 White D2/719
- D776,900 S * 1/2017 Bopanna D2/719
- 2012/0017372 A1* 1/2012 Lamberti A41B 13/06
5/494
- 2012/0102645 A1* 5/2012 Schneider A41B 13/06
5/494
- 2013/0333113 A1* 12/2013 Gotel A41B 13/065
5/494
- 2014/0020177 A1* 1/2014 Coates A41B 13/06
5/494

* cited by examiner

Primary Examiner — George D Kirschbaum
Assistant Examiner — Clese Moore, Jr.
(74) *Attorney, Agent, or Firm* — Dunlap Bennett & Ludwig PLLC

(56) **References Cited**

U.S. PATENT DOCUMENTS

- D395,188 S * 6/1998 Rush D2/719
- D422,775 S * 4/2000 Hurr D2/719
- D423,760 S * 5/2000 Sorenson D2/719
- D448,142 S * 9/2001 Callan D2/719
- D473,037 S * 4/2003 Williams D2/719
- D504,753 S * 5/2005 Gold D2/719
- D510,792 S * 10/2005 Vazquez D2/718
- D513,357 S * 1/2006 Allard D2/718
- D539,585 S * 4/2007 Vangelder D6/603
- 7,254,849 B1 * 8/2007 Fiebrich A41B 13/06
2/69.5
- D613,106 S * 4/2010 Ward D2/719
- D623,829 S * 9/2010 Dick D2/719
- D675,808 S * 2/2013 Sutton D2/719
- D690,904 S * 10/2013 Coates D2/719
- D691,781 S * 10/2013 Coates D2/719
- D715,027 S * 10/2014 Daugherty D2/719

(57) **CLAIM**

The ornamental design for a sleep sack, as shown and described.

DESCRIPTION

FIG. 1 is a front perspective view of a sleep sack;
FIG. 2 is a front elevation view thereof;
FIG. 3 is a rear elevation view thereof;
FIG. 4 is a left side elevation view thereof, the right side elevation being a mirror image thereof;
FIG. 5 is a top plan view thereof;
FIG. 6 is a bottom plan view thereof; and,
FIG. 7 is a top plan view thereof shown in use.
The broken lines showing of an infant in FIG. 7 depicts environmental subject matter that forms no part of the claimed design.

1 Claim, 5 Drawing Sheets

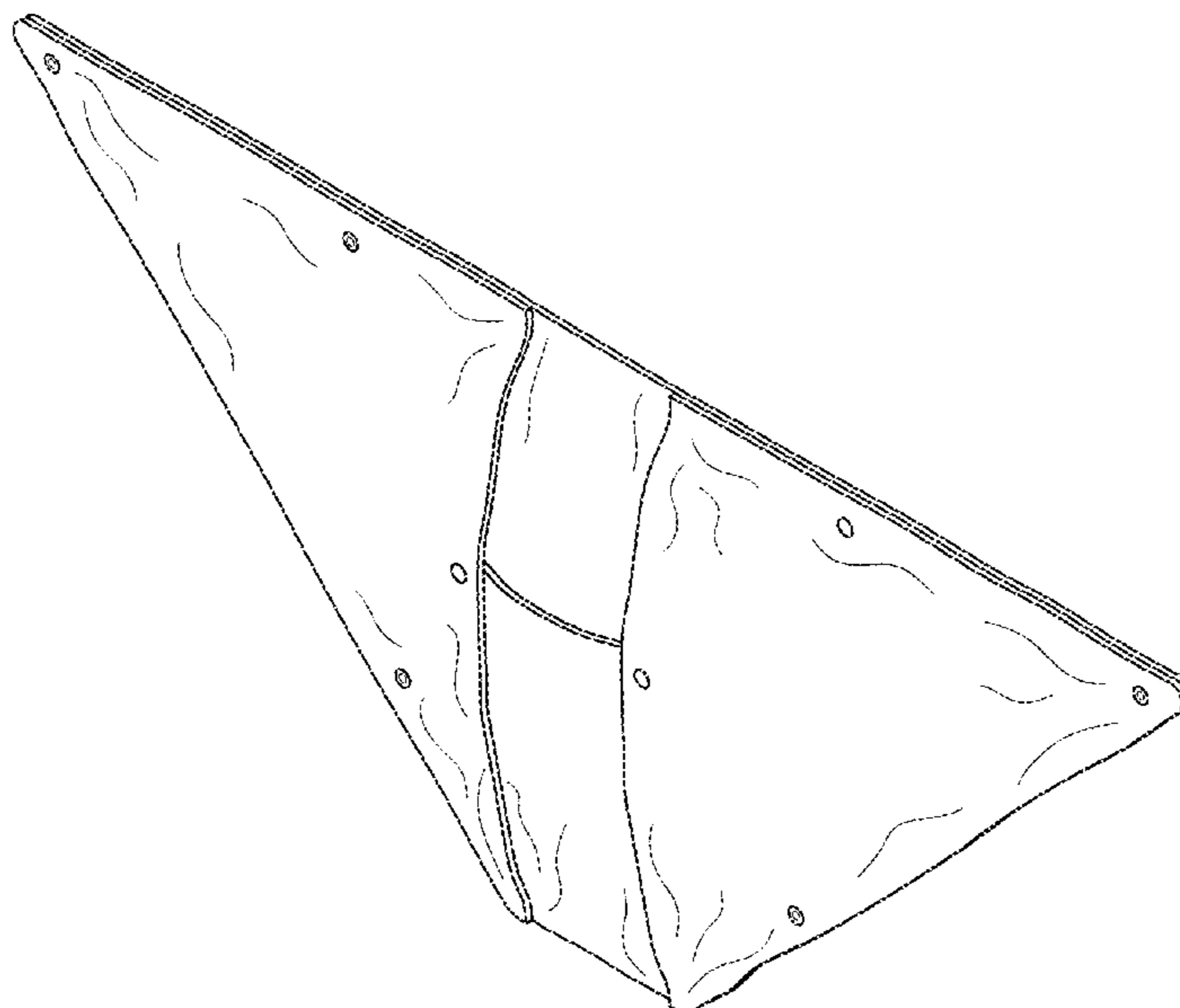
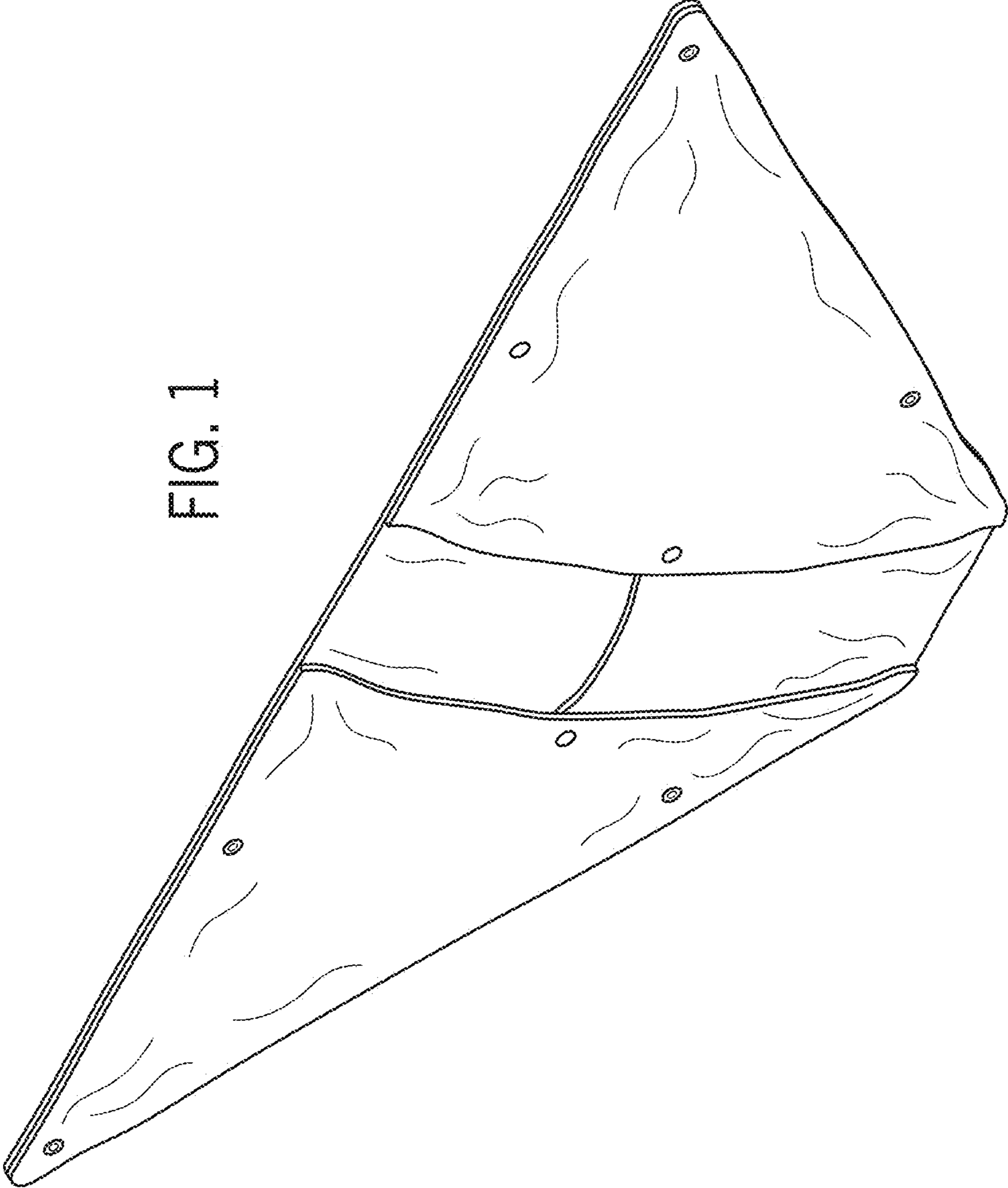


FIG. 1






FIG. 2



FIG. 3




FIG. 4

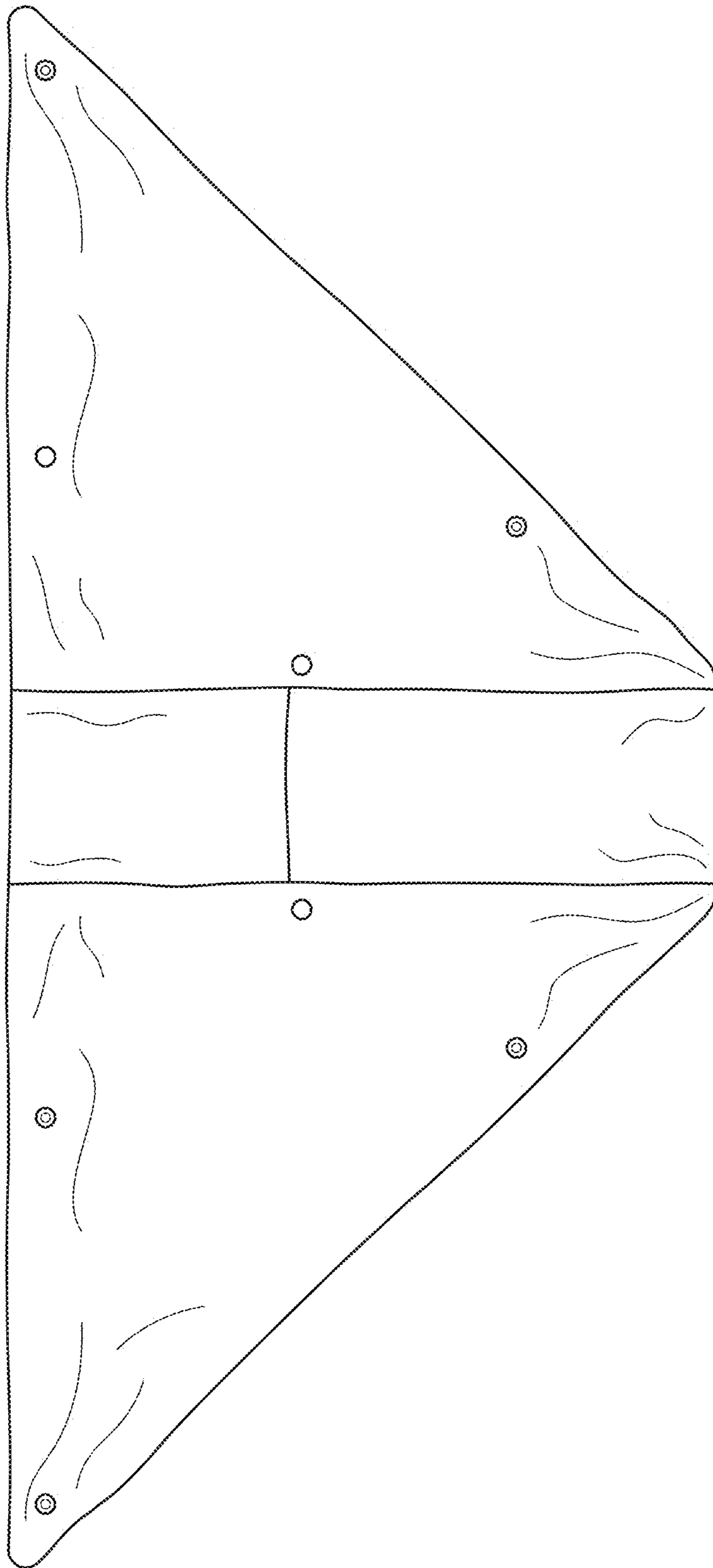


FIG. 5

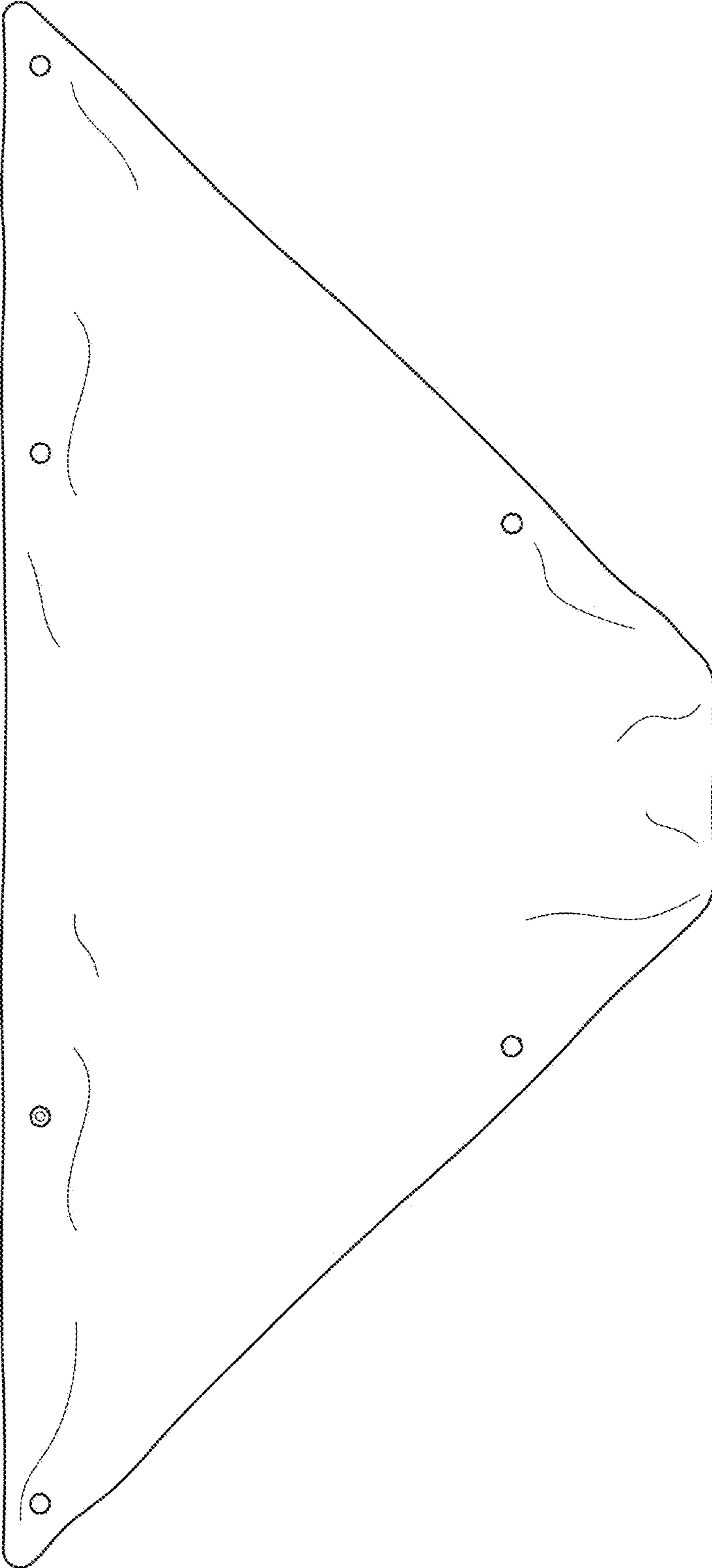


FIG. 6

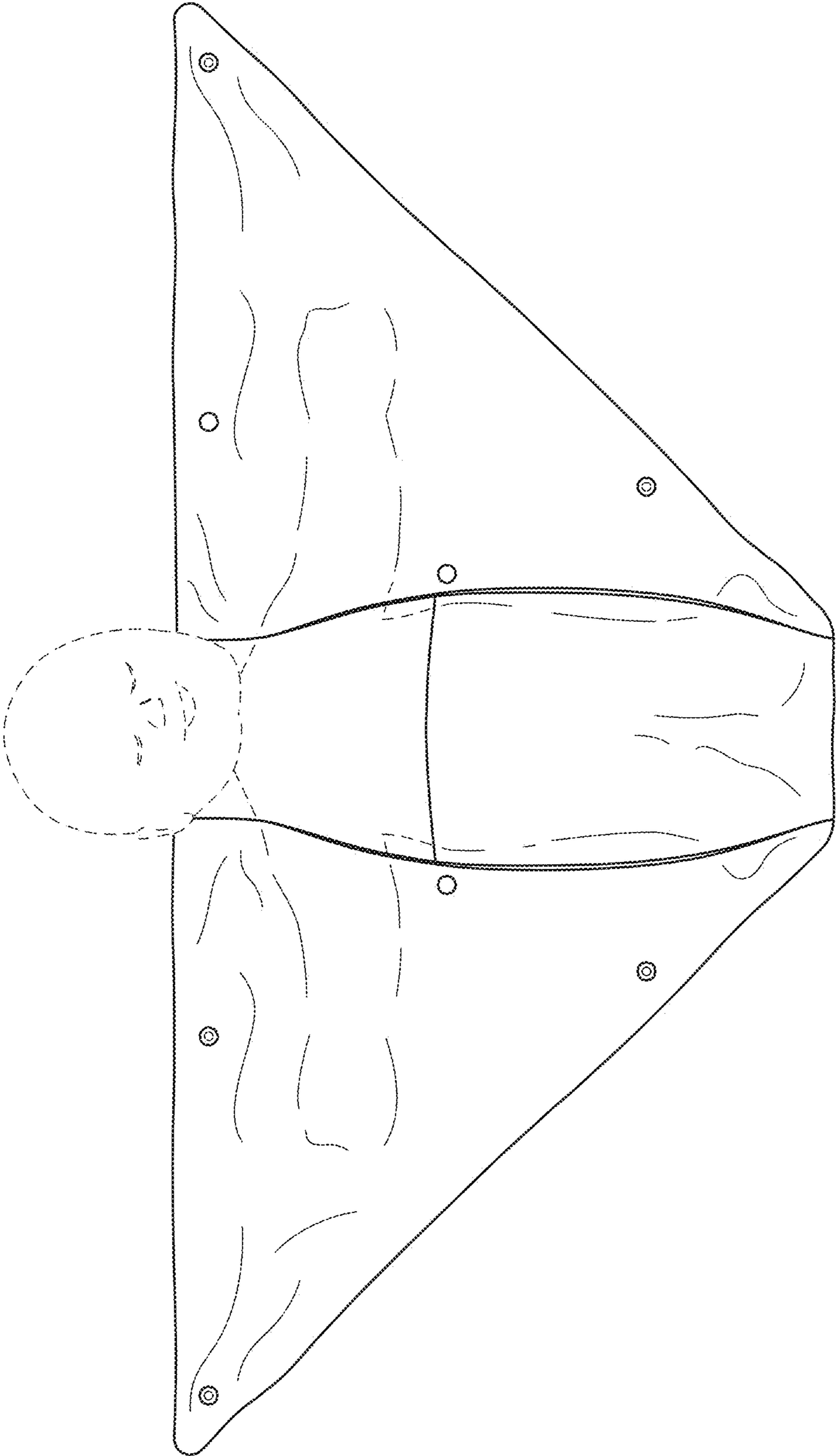


FIG. 7