



US00D822932S

(12) **United States Design Patent**
Burns et al.

(10) **Patent No.:** **US D822,932 S**
(45) **Date of Patent:** **** Jul. 10, 2018**

(54) **DEBRIS CART**

D326,171 S * 5/1992 Brenner D34/1
D326,198 S * 5/1992 Pacetti D34/19
5,213,367 A 5/1993 Norman, Jr. et al.

(Continued)

(71) Applicant: **RICHARD S. BURNS & COMPANY, INC.**, Philadelphia, PA (US)

FOREIGN PATENT DOCUMENTS

(72) Inventors: **Allen T. Burns**, Philadelphia, PA (US);
Thomas A. Garlick, Langhorne, PA (US);
William Vile, Turnersville, NJ (US)

DE 2510617 A1 9/1976
DE 19524554 A1 1/1996

(73) Assignee: **RICHARD S. BURNS & COMPANY, INC.**, Philadelphia, PA (US)

OTHER PUBLICATIONS

(**) Term: **15 Years**

U.S. Appl. No. 29/561,277, filed Jan. 14, 2016, Burns (Richard S. Burns & Co., Inc.).

(Continued)

(21) Appl. No.: **29/561,274**

Primary Examiner — Cynthia Ramirez

(74) *Attorney, Agent, or Firm* — Ballard Spahr LLP

(22) Filed: **Apr. 14, 2016**

(57) **CLAIM**

(51) **LOC (11) Cl.** **09-09**

The ornamental design for a debris cart, as shown and described.

(52) **U.S. Cl.**

DESCRIPTION

USPC **D34/5; D34/25**

(58) **Field of Classification Search**

USPC D34/1, 3, 4, 10, 11, 12, 14, 19, 25;
220/908, 908.1, 1.5; D6/675; 280/47.35

CPC B65D 90/0033; B65D 90/18; B65D 90/24;
B65D 88/123; B65D 88/747

See application file for complete search history.

FIG. 1 is a top perspective view of a debris cart showing my new design;

FIG. 2 is a front elevational view of the debris cart of FIG. 1, the rear elevational view of the debris cart being a mirror image thereof;

FIG. 3 is a left side elevational view of the debris cart of FIG. 1;

FIG. 4 is a right side elevational view of the debris cart of FIG. 1;

FIG. 5 is a top plan view of the debris cart of FIG. 1; and, FIG. 6 is a bottom plan view of the debris cart of FIG. 1.

The dash-dash-dash broken lines shown in the figures are for purposes of illustrating environment only and form no part of the claimed design.

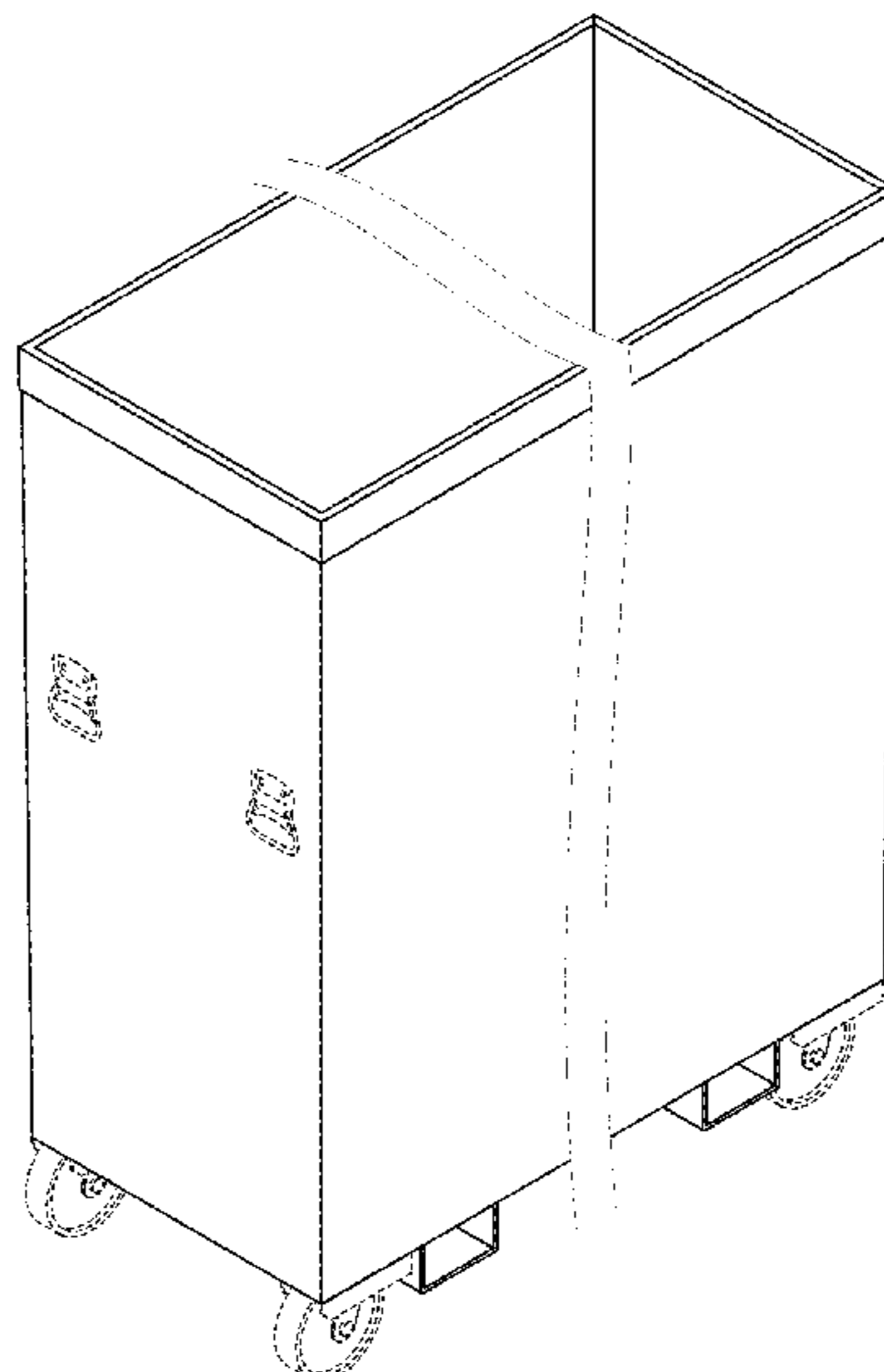
The debris cart is shown with a symbolic break in its length. The appearance of any portion of the article between the break lines forms no part of the claimed design.

(56) **References Cited**

U.S. PATENT DOCUMENTS

D202,493 S * 10/1965 Gribbens D34/20
3,366,397 A 1/1968 Zeilstra
3,788,702 A 1/1974 Toboll
3,858,939 A 1/1975 Bond et al.
D240,614 S * 7/1976 Paterno D34/25
4,054,301 A 10/1977 Bond et al.
4,129,314 A 12/1978 Bond et al.
4,162,086 A 7/1979 Bond et al.
4,723,887 A 2/1988 Swain
D301,651 S * 6/1989 Rinkewich D34/20

1 Claim, 3 Drawing Sheets



(56)

References Cited

U.S. PATENT DOCUMENTS

5,297,911	A	3/1994	Powell	
D362,102	S *	9/1995	Campbell	D34/19
D375,470	S	11/1996	Adams	
5,618,155	A	4/1997	Tighe	
D411,044	S *	6/1999	Maddux	D34/14
D527,856	S *	9/2006	Tropepe	D34/21
D577,171	S *	9/2008	Moore	D34/3
D620,220	S *	7/2010	Hsu	D34/19
D637,114	S	5/2011	Ries	
8,308,173	B2 *	11/2012	Pazhoor	E04H 1/1255 280/47.34
D678,127	S	3/2013	Markham	
D711,613	S *	8/2014	Brenner	D34/14
8,833,580	B2	9/2014	Rogers	
D743,190	S *	11/2015	Franck	D6/675
2005/0140104	A1	6/2005	Pan et al.	
2010/0012667	A1	1/2010	Powell	
2012/0242051	A1	9/2012	LaCasse	

OTHER PUBLICATIONS

U.S. Appl. No. 15/099,345, filed Apr. 14, 2016, Burns (Richard S. Burns & Co., Inc.)
 Restriction Requirement dated Jul. 25, 2017 by the U.S. Patent and Trademark Office for U.S. Appl. No. 29/561,277, filed Apr. 14, 2016 (Inventor—Burns et al.; Applicant—Richard S. burns & Company, Inc.) (6 pages).
 Response to Restriction Requirement filed on Sep. 12, 2017 by the U.S. Patent and Trademark Office for U.S. Appl. No. 29/561,277, filed on Apr. 14, 2016 (Inventor—Burns et al.; Applicant—Richard S. burns & Company, Inc.) (6 pages).
 Non-Final Office Action dated Nov. 2, 2017 by the U.S. Patent and Trademark Office for U.S. Appl. No. 29/561,277, filed Apr. 14, 2016 (Inventor—Burns et al.; Applicant—Richard S. burns & Company, Inc.) (7 pages).

* cited by examiner

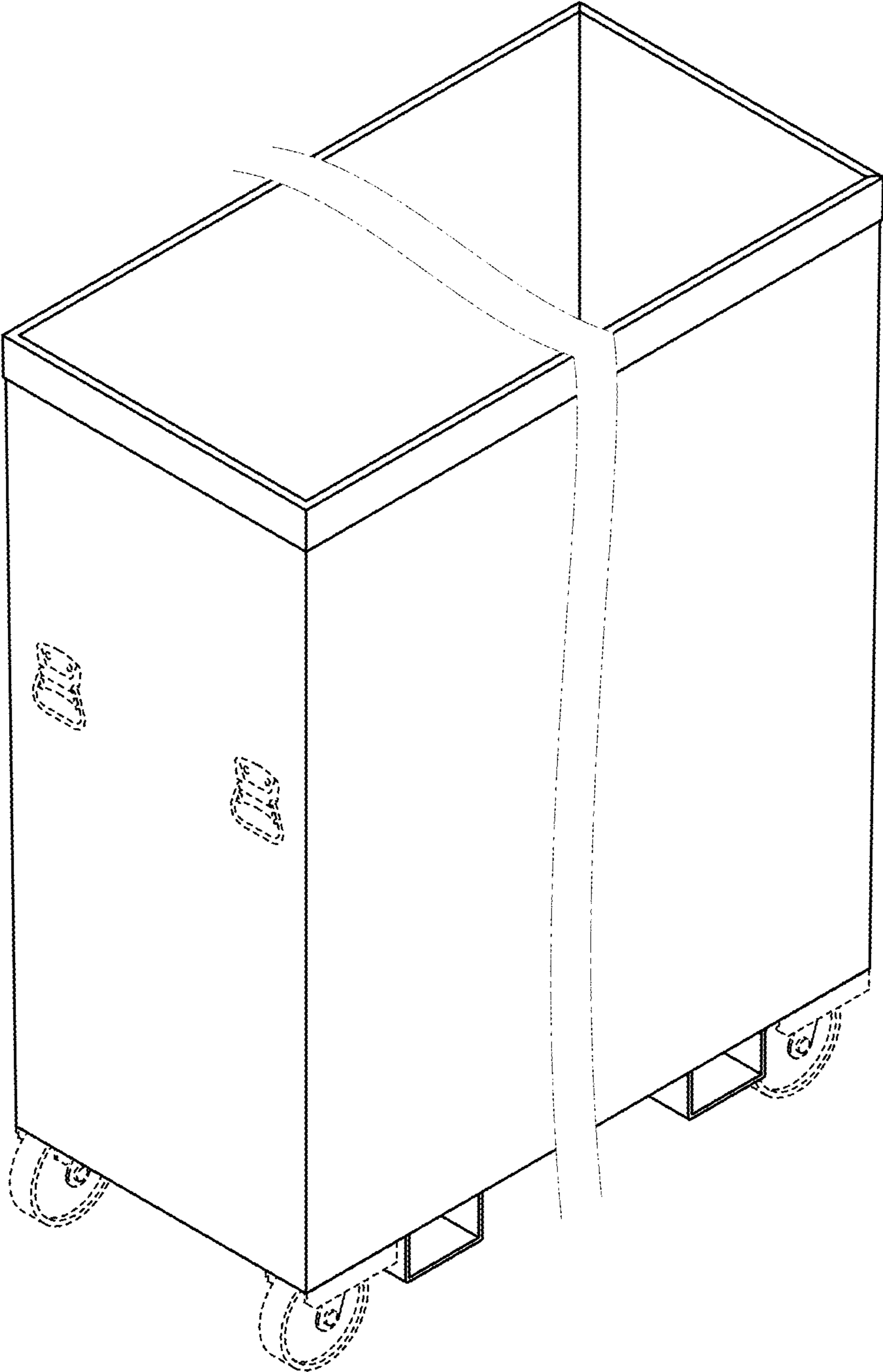


FIG. 1

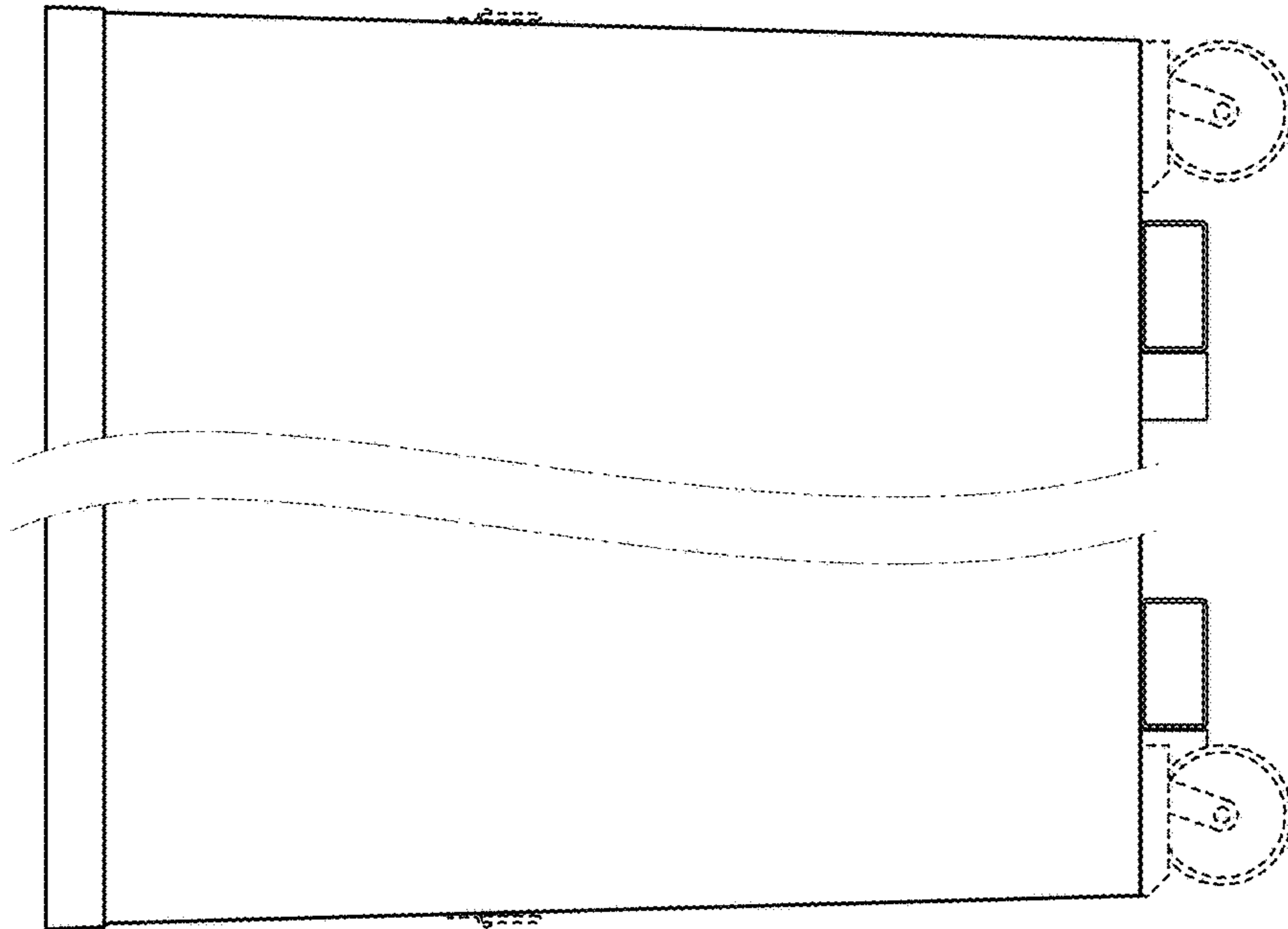


FIG. 2

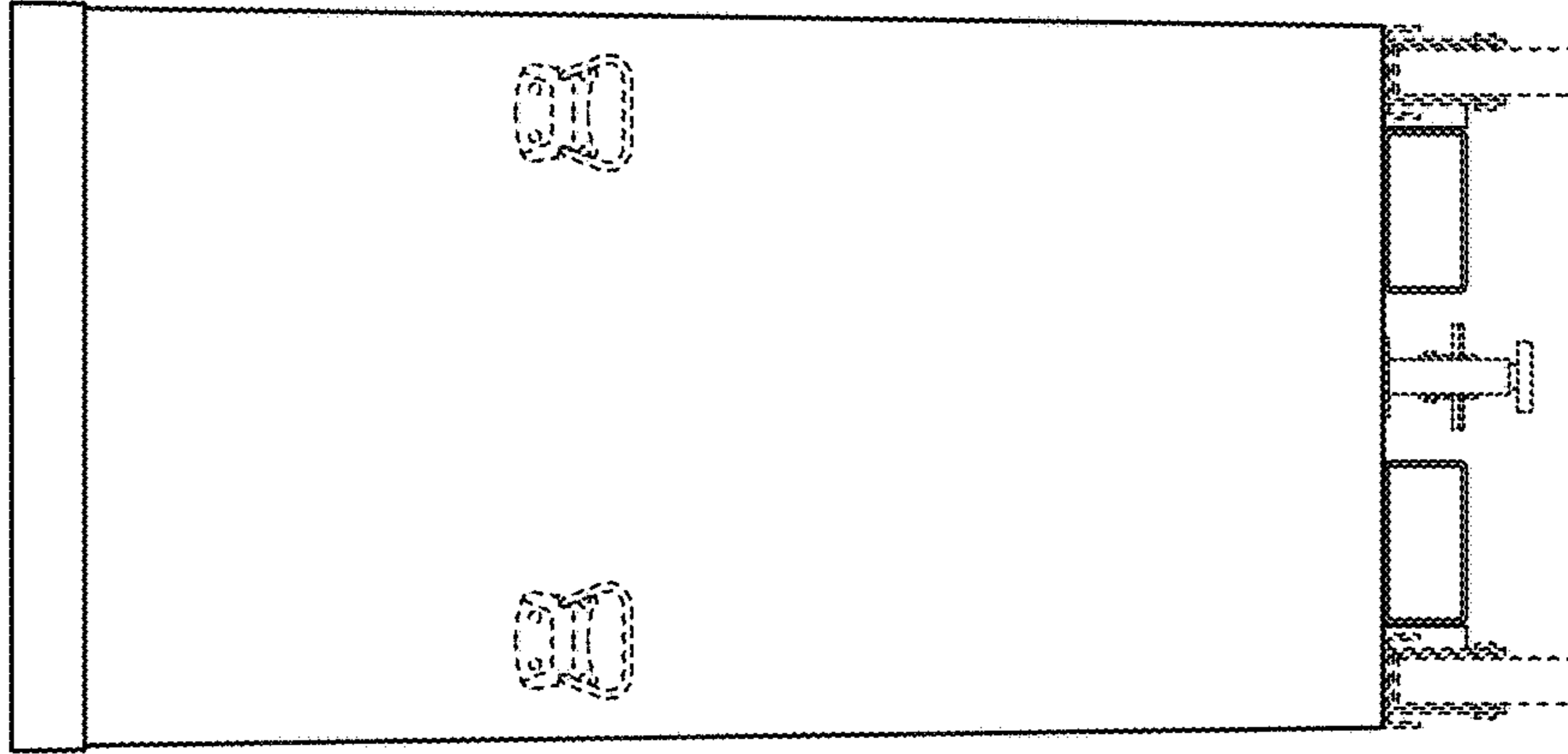


FIG. 3

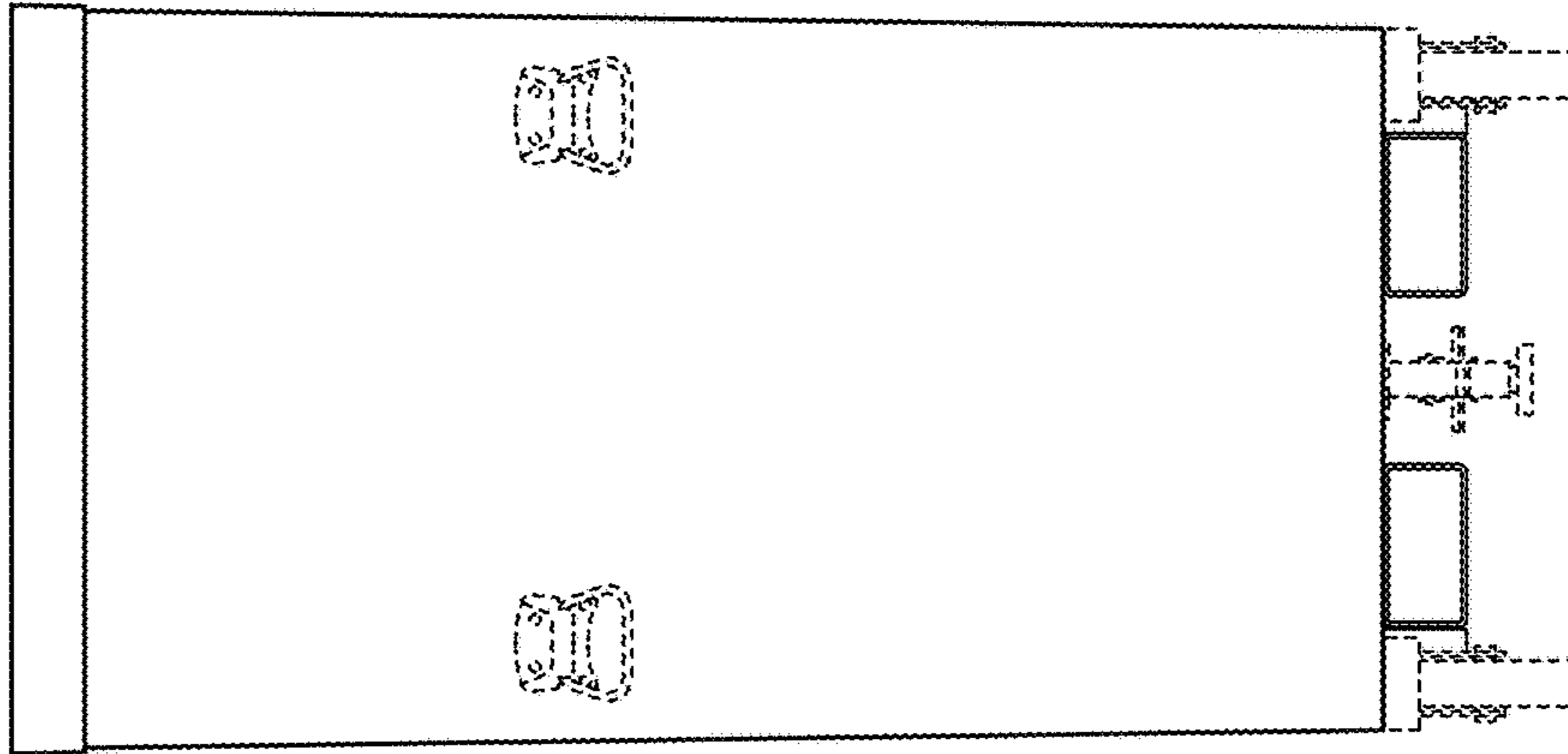


FIG. 4

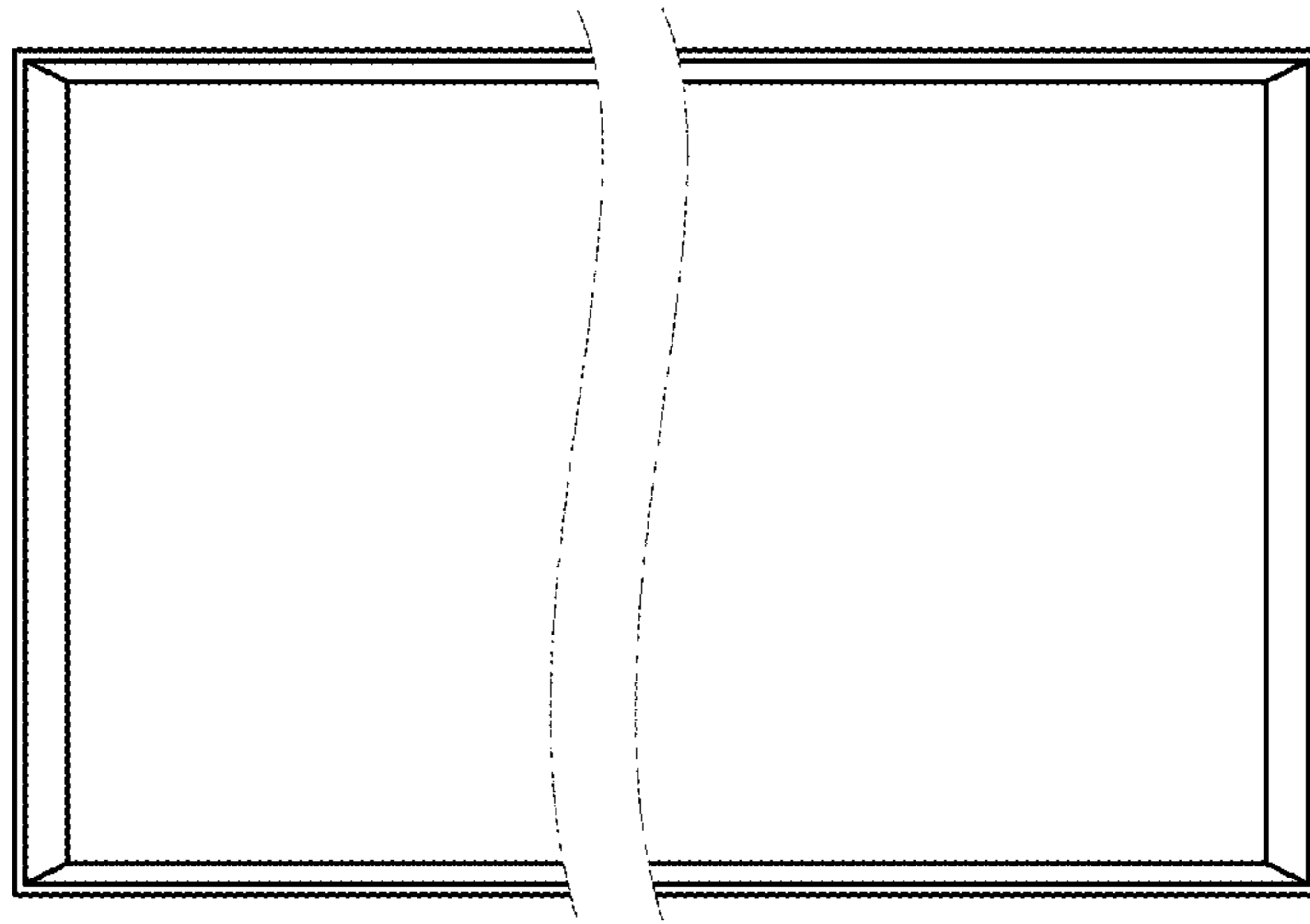


FIG. 5

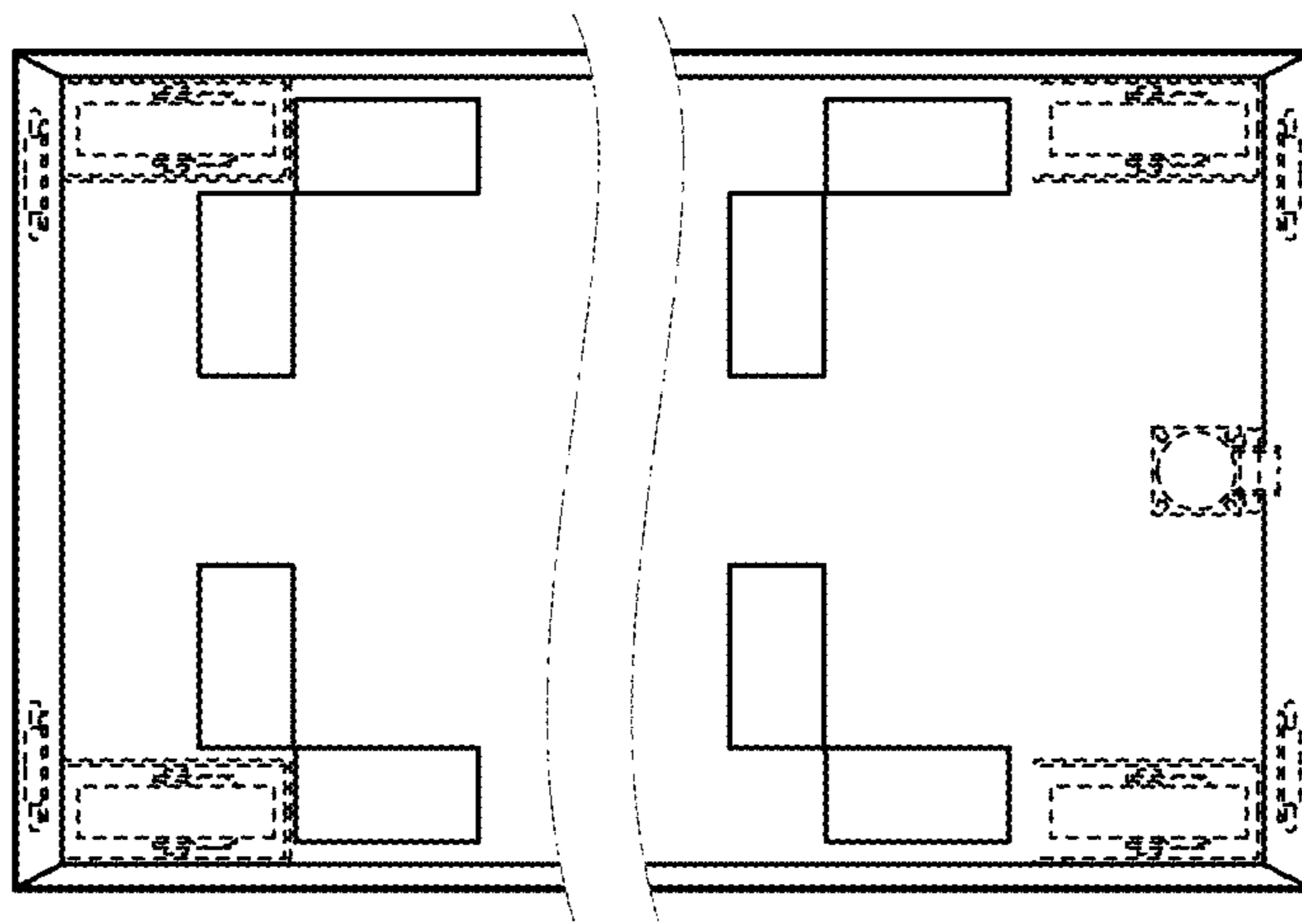


FIG. 6