

US00D822903S

(12) **United States Design Patent**
Teteak

(10) **Patent No.:** **US D822,903 S**

(45) **Date of Patent:** **** Jul. 10, 2018**

(54) **TRIMMER**

(71) Applicant: **Spectrum Brands, Inc.**, Middleton, WI (US)

(72) Inventor: **Daniel Teteak**, Madison, WI (US)

(73) Assignee: **Spectrum Brands, Inc.**, Middleton, WI (US)

(**) Term: **15 Years**

(21) Appl. No.: **29/593,240**

(22) Filed: **Feb. 7, 2017**

(51) **LOC (11) Cl.** **28-03**

(52) **U.S. Cl.**
USPC **D28/54**

(58) **Field of Classification Search**
USPC D28/44–54
CPC B26B 19/00–19/48; B26B 21/00; B26B 21/06; B26B 21/08–21/38
See application file for complete search history.

(56) **References Cited**

U.S. PATENT DOCUMENTS

- 914,957 A * 3/1909 Kiam B26B 21/446
30/346.61
- 2,502,036 A * 3/1950 Dietrich B26B 21/38
30/45
- D208,046 S * 7/1967 Hammons D28/46
- D216,326 S * 12/1969 Steiner D7/649
- D221,203 S * 7/1971 Poisson D28/46
- D250,130 S * 10/1978 Douglas D28/46
- D276,562 S 11/1984 Mizobata et al.
- D297,375 S * 8/1988 Liu D28/49
- D305,466 S 1/1990 Satoh
- D306,916 S * 3/1990 Wasserman D28/48
- D310,430 S 9/1990 Shih
- D431,680 S * 10/2000 Wagstaff D28/48
- D441,910 S * 5/2001 Prochaska D28/48
- D535,057 S * 1/2007 Hara D28/49
- D542,472 S * 5/2007 Sakurai D28/48
- D558,399 S 12/2007 Seki et al.

- D608,051 S 1/2010 Tamsiran
- D649,712 S * 11/2011 Pan D28/46
- D696,460 S 12/2013 Prat-Pfister et al.
- D696,461 S 12/2013 Prat-Pfister et al.

(Continued)

FOREIGN PATENT DOCUMENTS

JP D1332965 * 6/2008

OTHER PUBLICATIONS

“The Crafter: Beard Boss Style and Detail Kit”; Remington Products; date accessed: Dec. 15, 2016; disclosure date unknown but prior to date of filing the present application; URL: <<http://www.remingtonproducts.com/mens/Groomers/PersonalGroomers/PG6171-Beard-Boss-Style-and-Detail-Kit.aspx>>.

(Continued)

Primary Examiner — Catherine A Tuttle

(74) *Attorney, Agent, or Firm* — Banner & Witcoff, Ltd.

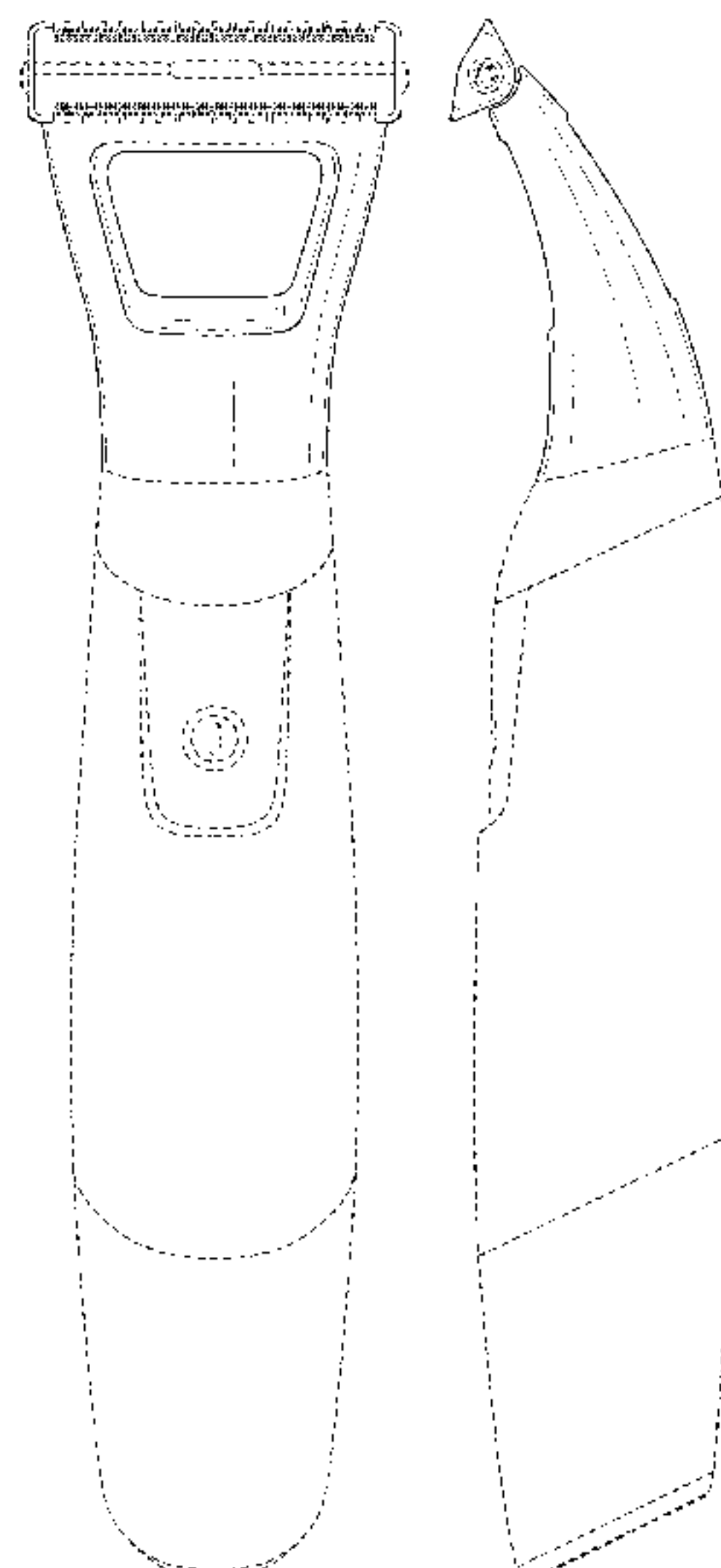
(57) **CLAIM**

The ornamental design for a trimmer, as shown and described.

DESCRIPTION

FIG. 1 is a front perspective view of a trimmer showing my new design;
FIG. 2 is a front view thereof;
FIG. 3 is a rear view thereof;
FIG. 4 is a right side view thereof;
FIG. 5 is a left side view thereof;
FIG. 6 is a top view thereof; and,
FIG. 7 is a bottom view thereof.
The broken lines immediately adjacent to the shaded area define the lower bounds of the claimed design and form no part thereof. The remainder of the broken lines are included for the purpose of illustrating the portions of the trimmer that form no part of the claimed design.

1 Claim, 6 Drawing Sheets



(56)

References Cited

U.S. PATENT DOCUMENTS

D729,453 S * 5/2015 Provost D28/48
D729,454 S * 5/2015 Provost D28/48
D758,016 S 5/2016 Andersson
D758,661 S 6/2016 Andersson
D758,662 S 6/2016 De Klein
9,789,620 B2 * 10/2017 Wain B26B 19/40
2005/0034314 A1 * 2/2005 Cuisinier B26B 21/00
30/527
2005/0102847 A1 * 5/2005 King B26B 21/225
30/527
2011/0067245 A1 * 3/2011 Bridges B26B 21/222
30/77
2013/0145624 A1 * 6/2013 Jessemey B26B 21/446
30/41
2014/0116211 A1 * 5/2014 Griffin B26B 21/522
83/13
2015/0174776 A1 * 6/2015 Hawes B26B 21/14
30/526

OTHER PUBLICATIONS

“Battery Operated Precision Grooming System”; Remington Products; date accessed: Dec. 15, 2016; disclosure date unknown but prior to date of filing the present application; URL: <<http://www.remingtonproducts.com/mens/Groomers/PersonalGroomers/PG165-Battery-Operated-Precision-Grooming-System.aspx>>.

* cited by examiner

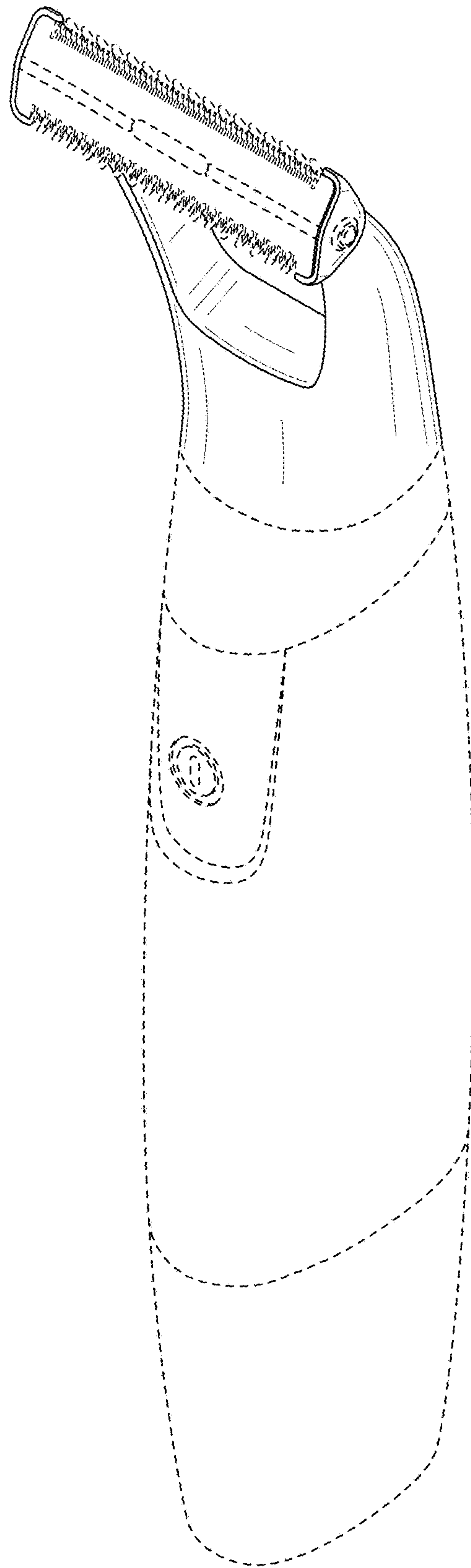


FIG. 1

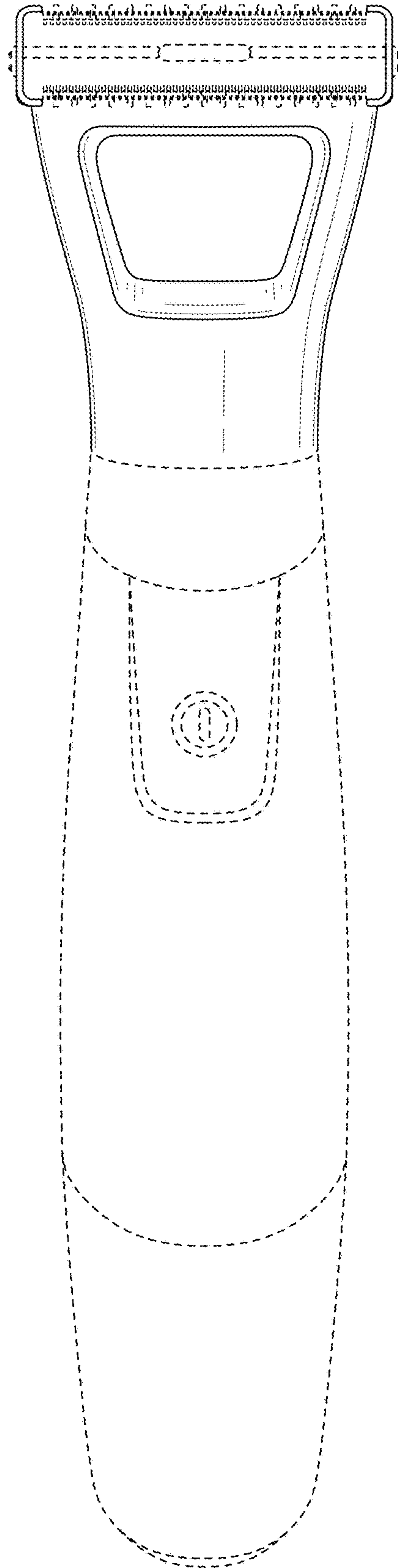


FIG. 2

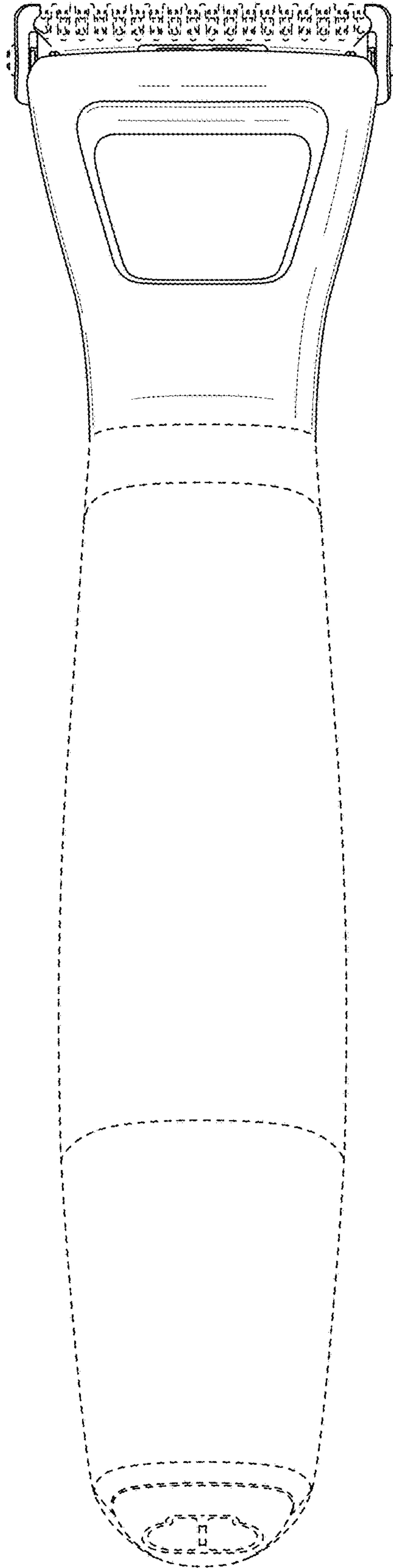


FIG. 3

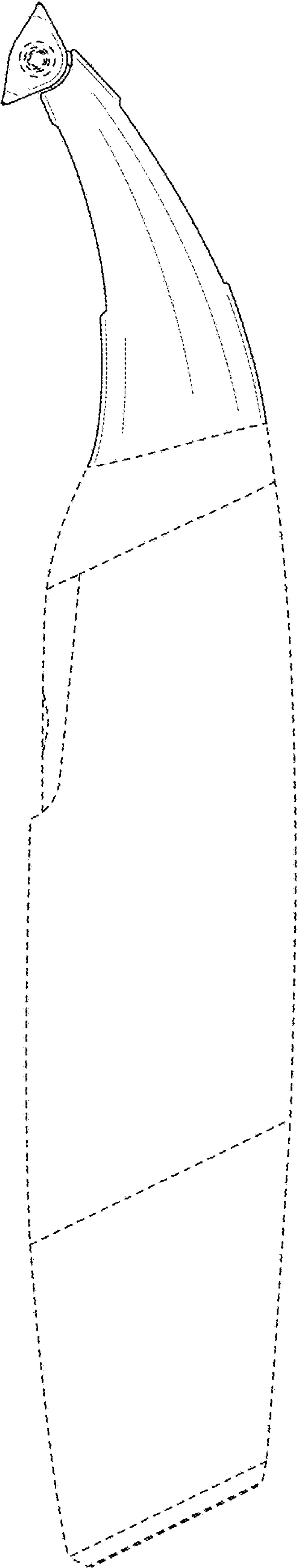


FIG. 4

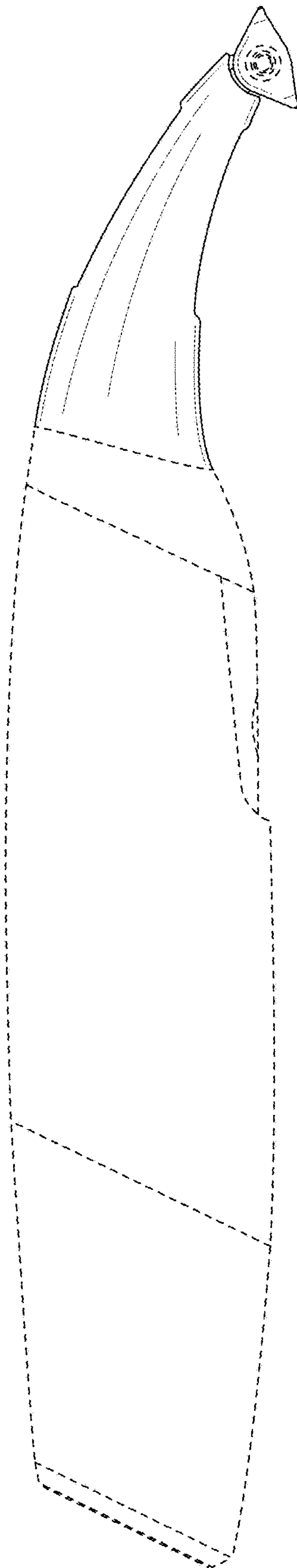


FIG. 5

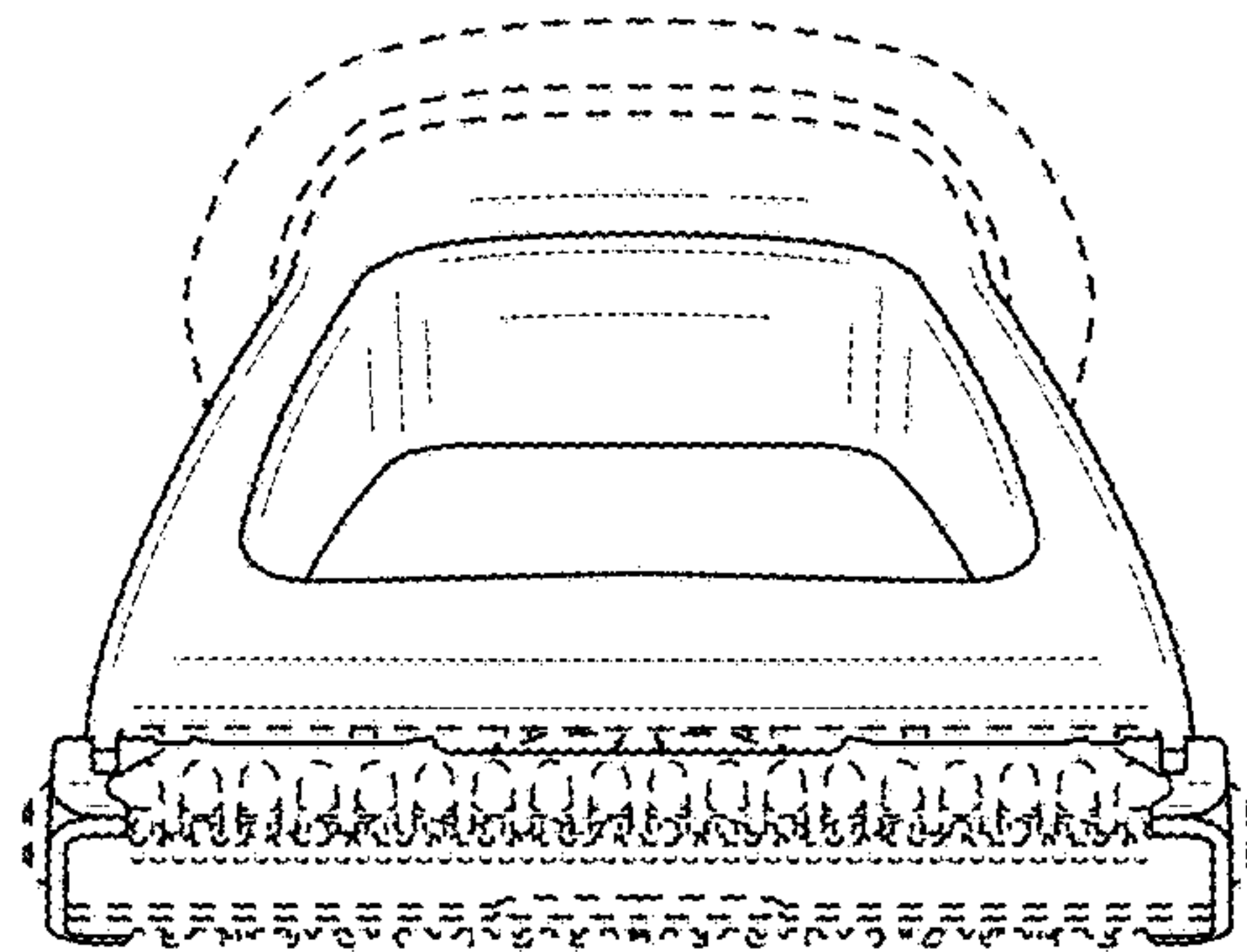


FIG. 6

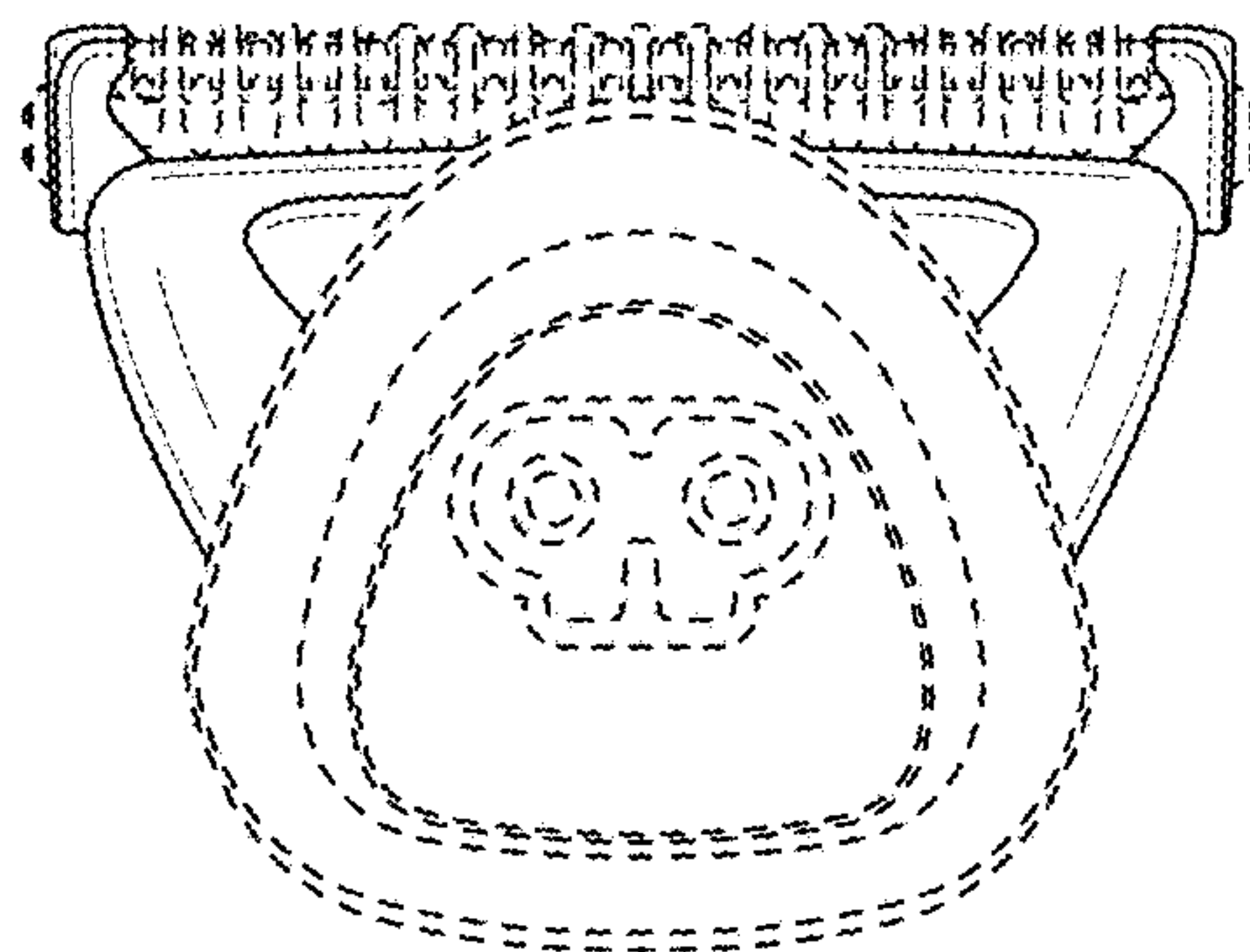


FIG. 7