



US00D822895S

(12) **United States Design Patent** (10) **Patent No.:** **US D822,895 S**
Miller et al. (45) **Date of Patent:** **** *Jul. 10, 2018**

(54) **PERSONAL VAPORIZER**
(71) Applicant: **Ghost Herbal Concepts Ltd,**
Roadtown (VG)
(72) Inventors: **Austen Charles Miller,** Whitchurch
(GB); **Yann Glauser,** London (GB)
(73) Assignee: **Ghost Herbal Concepts Ltd,**
Roadtown (VG)
(*) Notice: This patent is subject to a terminal dis-
claimer.
(**) Term: **15 Years**

D347,490 S 5/1994 Gee et al.
D371,633 S * 7/1996 Chenard D27/163
D414,261 S 9/1999 Ritsche
D414,555 S 9/1999 Ritsche
D544,956 S 6/2007 Collins et al.
D546,939 S 7/2007 Collins et al.
D546,940 S 7/2007 Collins et al.
D552,231 S 10/2007 Collins et al.
D579,545 S * 10/2008 Birath D24/110
D579,547 S * 10/2008 Birath D24/110
D579,549 S * 10/2008 Birath D24/110
D629,887 S * 12/2010 Adamo D24/110.5
D629,888 S * 12/2010 Adamo D24/110.5
D686,312 S * 7/2013 Allsop D24/110
D697,200 S * 1/2014 Mahaffy D24/110
D731,050 S * 6/2015 Meyer A61M 16/208
D24/110.5

(Continued)

(21) Appl. No.: **29/589,292**
(22) Filed: **Dec. 29, 2016**
(30) **Foreign Application Priority Data**

Jun. 30, 2016 (GB) 5003671
(51) **LOC (11) Cl.** **27-01**
(52) **U.S. Cl.**
USPC **D27/101**
(58) **Field of Classification Search**
USPC D27/100, 101, 162, 163, 164, 165, 169,
D27/170, 171, 194; D24/108, 110, 110.5;
D9/522
CPC A24F 1/00; A24F 1/02; A24F 1/04; A24F
1/06; A24F 1/08; A24F 1/10; A24F 1/12;
A24F 1/14; A24F 1/26; A24F 1/28; A24F
7/00; A24F 7/02; A24F 7/04
See application file for complete search history.

(56) **References Cited**
U.S. PATENT DOCUMENTS
4,141,369 A * 2/1979 Burruss A24F 1/00
128/203.27
D346,878 S 5/1994 Gee et al.

OTHER PUBLICATIONS

U.S. Appl. No. 29/585,728, filed Nov. 28, 2016.
(Continued)

Primary Examiner — Sheryl Lane
Assistant Examiner — Jennifer M Campbell
(74) *Attorney, Agent, or Firm* — Davis Wright Tremaine
LLP

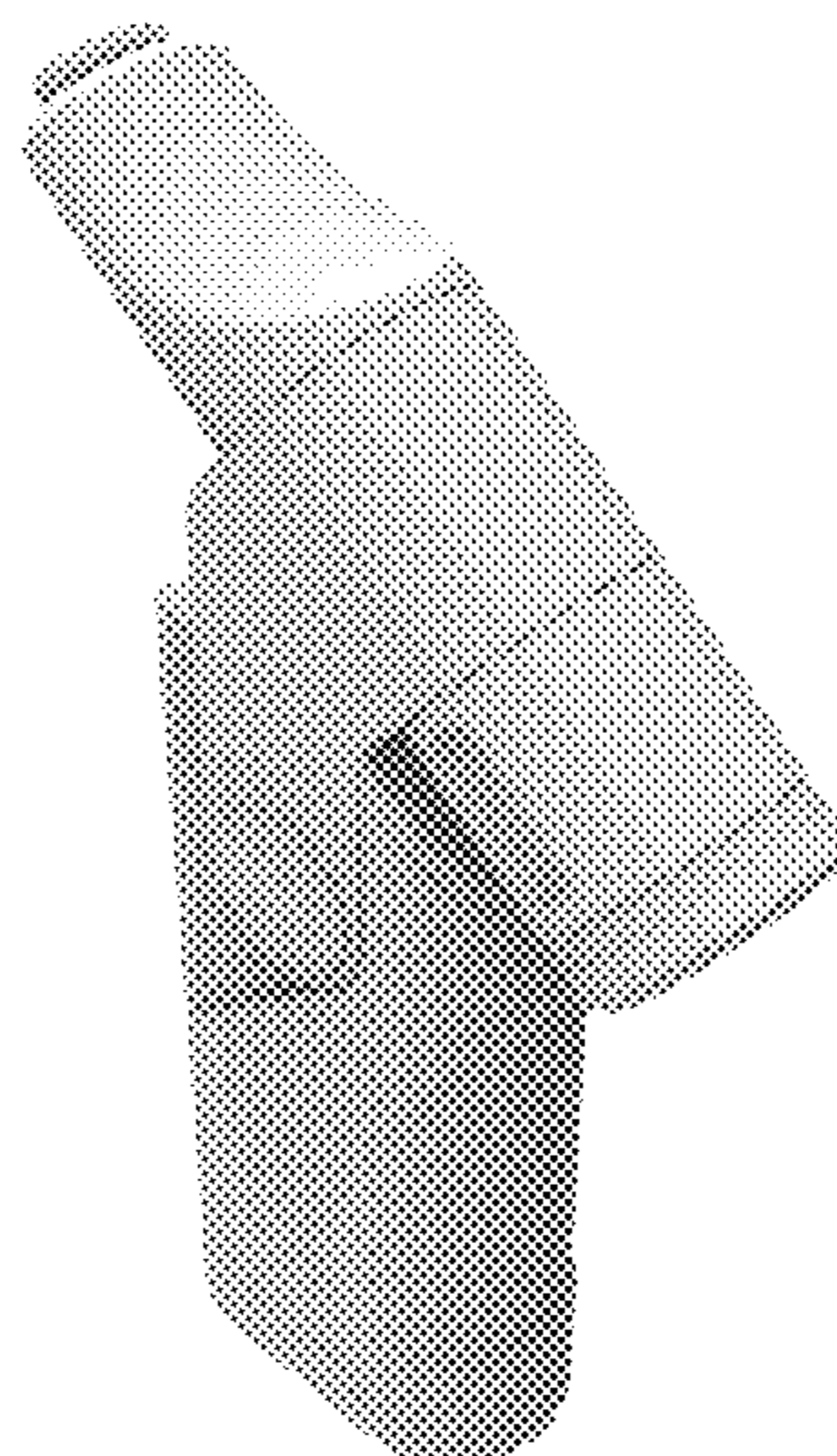
(57) **CLAIM**

The ornamental design for a personal vaporizer, as shown
and described.

DESCRIPTION

FIG. 1 is a front perspective view of a personal vaporizer
showing our new design;
FIG. 2 is a rear plan view thereof;
FIG. 3 is a front plan view thereof;
FIG. 4 is a right side plan view thereof;
FIG. 5 is a left side plan view thereof;
FIG. 6 is a top plan view thereof; and,
FIG. 7 is a bottom perspective view thereof.

1 Claim, 7 Drawing Sheets



(56)

References Cited

U.S. PATENT DOCUMENTS

D738,038 S	9/2015	Smith	
D742,503 S *	11/2015	Mullinger	D24/110
D753,338 S	4/2016	Chen	
9,314,808 B2	4/2016	Allsop	
D771,308 S	11/2016	Saydar et al.	
D771,309 S	11/2016	Ward et al.	
D773,035 S *	11/2016	Neuner	D24/110
D776,255 S *	1/2017	Li	D24/110
D792,228 S	7/2017	de Baschmakoff	
D793,005 S	7/2017	Scott et al.	
2002/0088469 A1	7/2002	Rennecamp	

OTHER PUBLICATIONS

U.S. Appl. No. 29/585,730, filed Nov. 28, 2016.
 U.S. Appl. No. 29/589,289, filed Dec. 29, 2016.
 Ghost Herbal Concepts, Ltd., "Personal Vapouriser," United Kingdom Design No. 5003143, registered May 27, 2016, <<https://www.registered-design.service.gov.uk/find/5003143>>

[Retrieved Nov. 14, 2017], 2 pages.

Ghost Herbal Concepts, Ltd., "Personal Vapouriser," United Kingdom Design No. 5003144, registered May 27, 2016, <<https://www.registered-design.service.gov.uk/find/5003144>> [Retrieved Nov. 14, 2017], 2 pages.

Ghost Herbal Concepts, Ltd., "Personal Vaporiser," United Kingdom Design No. 5003670, registered Jun. 30, 2016, <<https://www.registered-design.service.gov.uk/find/5003670>> [Retrieved Nov. 14, 2017], 2 pages.

Ghost Herbal Concepts, Ltd., "Personal Vaporiser," United Kingdom Design No. 5003671, registered Jun. 30, 2016, <<https://www.registered-design.service.gov.uk/find/5003671>> [Retrieved Nov. 14, 2017], 2 pages.

Personal Vaporiser | Ghost MV1 | Ghost Vapes, post date n/a, © 2017 ghostvapes.com, [online], [site visited Aug. 6, 2017], Available at <https://www.ghostvapes.com/mv1/>.

* cited by examiner



Fig. 1




Fig. 2




Fig. 3




Fig. 4




Fig. 5




Fig. 6




Fig. 7