



US00D822887S

(12) **United States Design Patent**  
**Laakkio et al.**

(10) **Patent No.:** **US D822,887 S**  
(45) **Date of Patent:** **\*\* Jul. 10, 2018**

(54) **LIGHT GUIDE FOR MODIFYING LIGHT DISTRIBUTION PATTERNS OF A LIGHT SOURCE**

D515,715 S \* 2/2006 Egawa ..... D26/1  
D646,015 S \* 9/2011 Chiang ..... D26/122  
D681,262 S \* 4/2013 Lee ..... D26/122  
D735,929 S \* 8/2015 Huang ..... D26/120  
D805,244 S \* 12/2017 Vasylyev ..... D26/122  
D805,682 S \* 12/2017 Lin ..... D26/120

(71) Applicant: **LEDIL Oy**, Salo (FI)

\* cited by examiner

(72) Inventors: **Jussi Laakkio**, Salo (FI); **Olli-Pekka Laakkio**, Turku (FI); **Pasi Vallevuori**, Turku (FI)

*Primary Examiner* — Brian N. Vinson

(74) *Attorney, Agent, or Firm* — BelavIP Oy

(73) Assignee: **LEDIL Oy**, Salo (FI)

(57) **CLAIM**

(\*\*) Term: **15 Years**

The ornamental design of a light guide, substantially as shown and described.

(21) Appl. No.: **29/597,829**

**DESCRIPTION**

(22) Filed: **Mar. 21, 2017**

(51) **LOC (11) Cl.** ..... **26-99**

(52) **U.S. Cl.**  
USPC ..... **D26/122**

(58) **Field of Classification Search**  
USPC ..... D26/1, 24, 113, 120, 122; D13/180;  
D10/93, 114; D25/138  
CPC .... B60Q 1/04; B60Q 1/26; F21S 8/026; F21S 8/04; F21V 29/004; F21V 21/02; F21V 21/04; F21V 29/2212; F21Y 2101/02  
See application file for complete search history.

FIG. 1 is a front perspective view of a light guide for modifying light distribution patterns of a light source(s) in accordance with the present invention.

FIG. 2 is a rear perspective view of the light guide in FIG. 1.

FIG. 3 is a top view thereof.

FIG. 4 is a bottom view thereof.

FIG. 5 is a left view thereof.

FIG. 6 is a right view thereof.

FIG. 7 is a front view thereof; and,

FIG. 8 is a back view thereof.

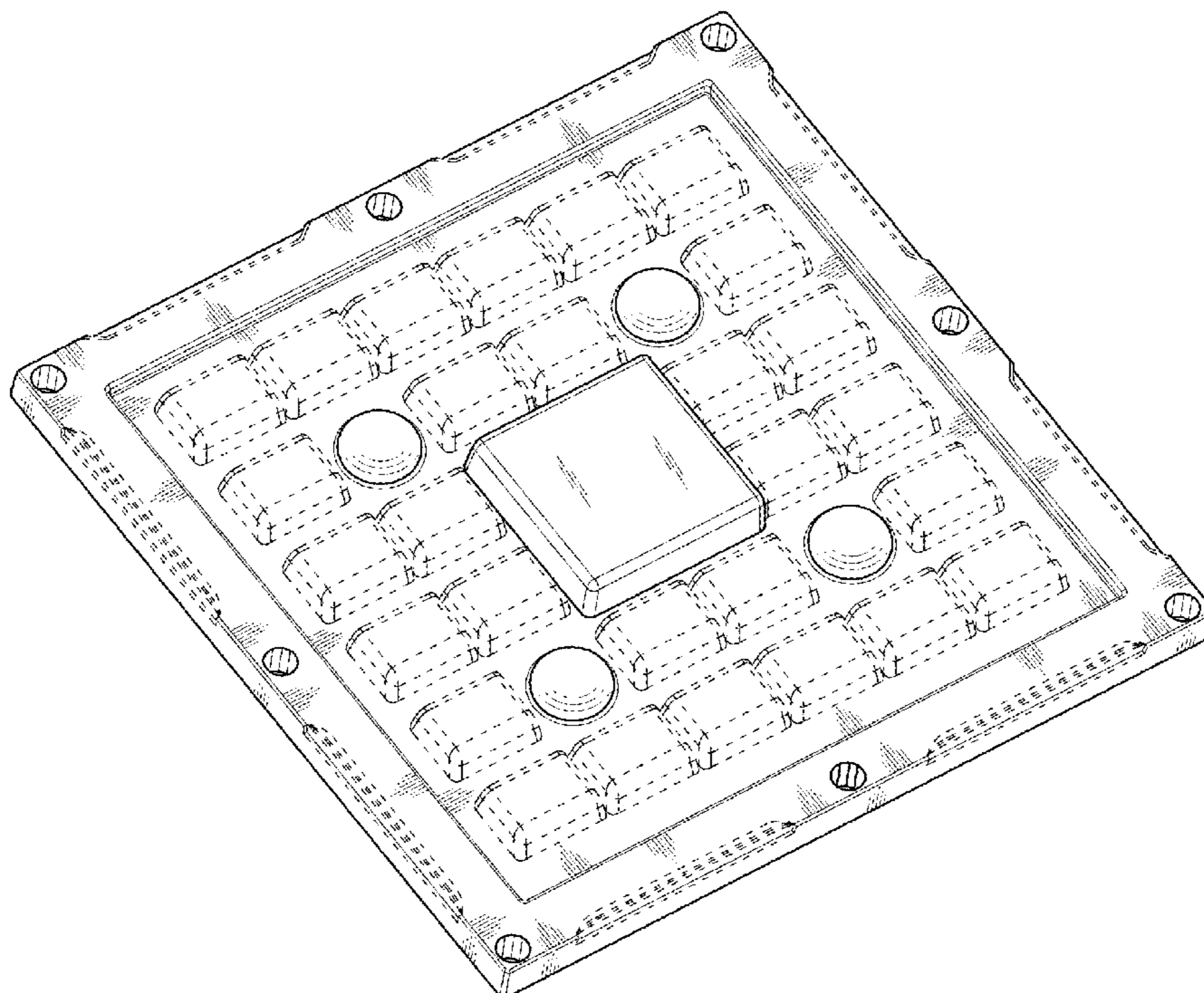
The broken lines, within the claimed design, in the interior portion of the light guide that depict protrusions and recesses, as well as on the edges of the light guide that depict recesses are for illustrative purpose only. None of the broken lines form a part of the claimed design.

(56) **References Cited**

**U.S. PATENT DOCUMENTS**

D494,704 S \* 8/2004 Yu ..... D26/122  
D499,835 S \* 12/2004 Yu ..... D26/122

**1 Claim, 6 Drawing Sheets**



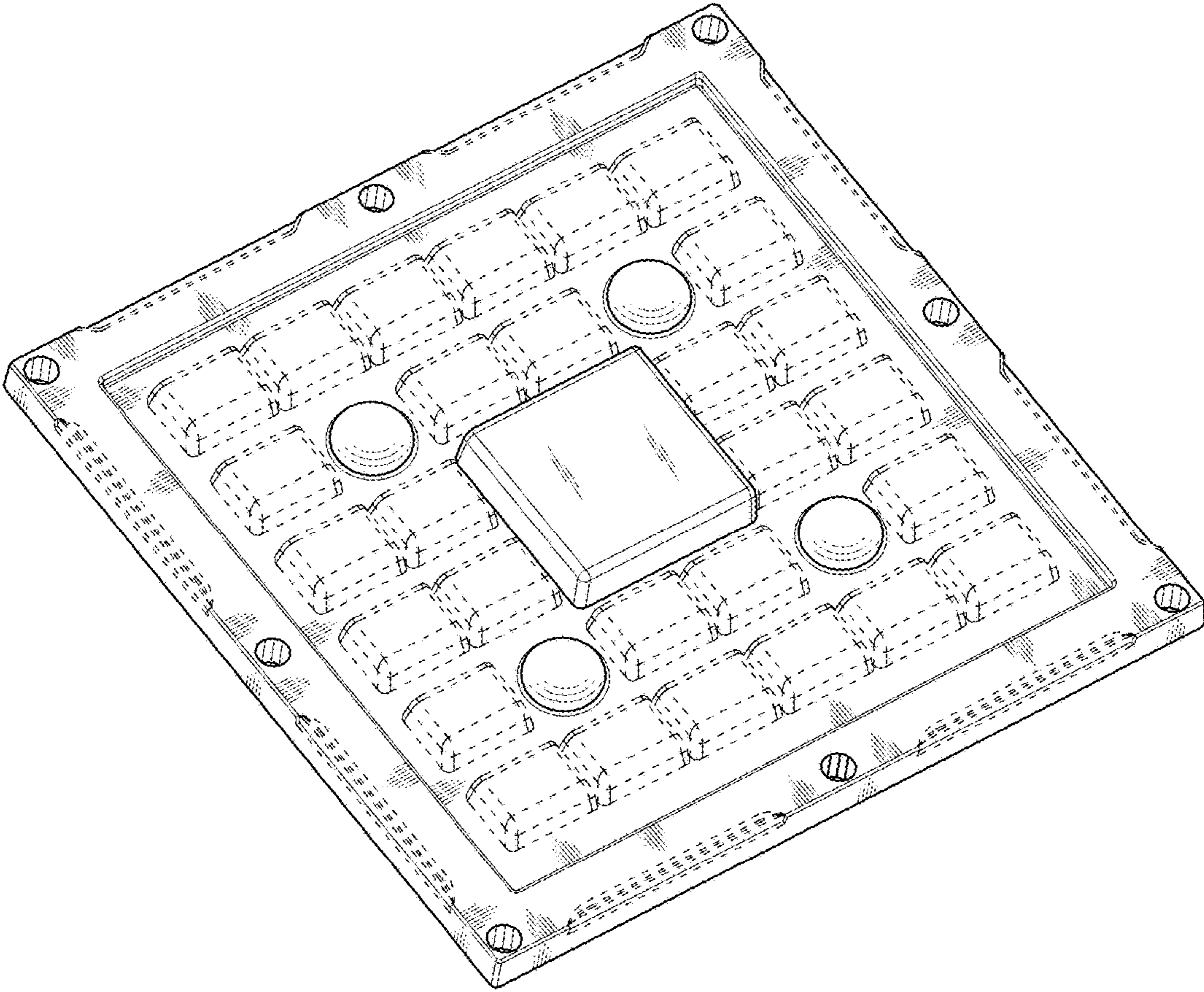


FIG. 1



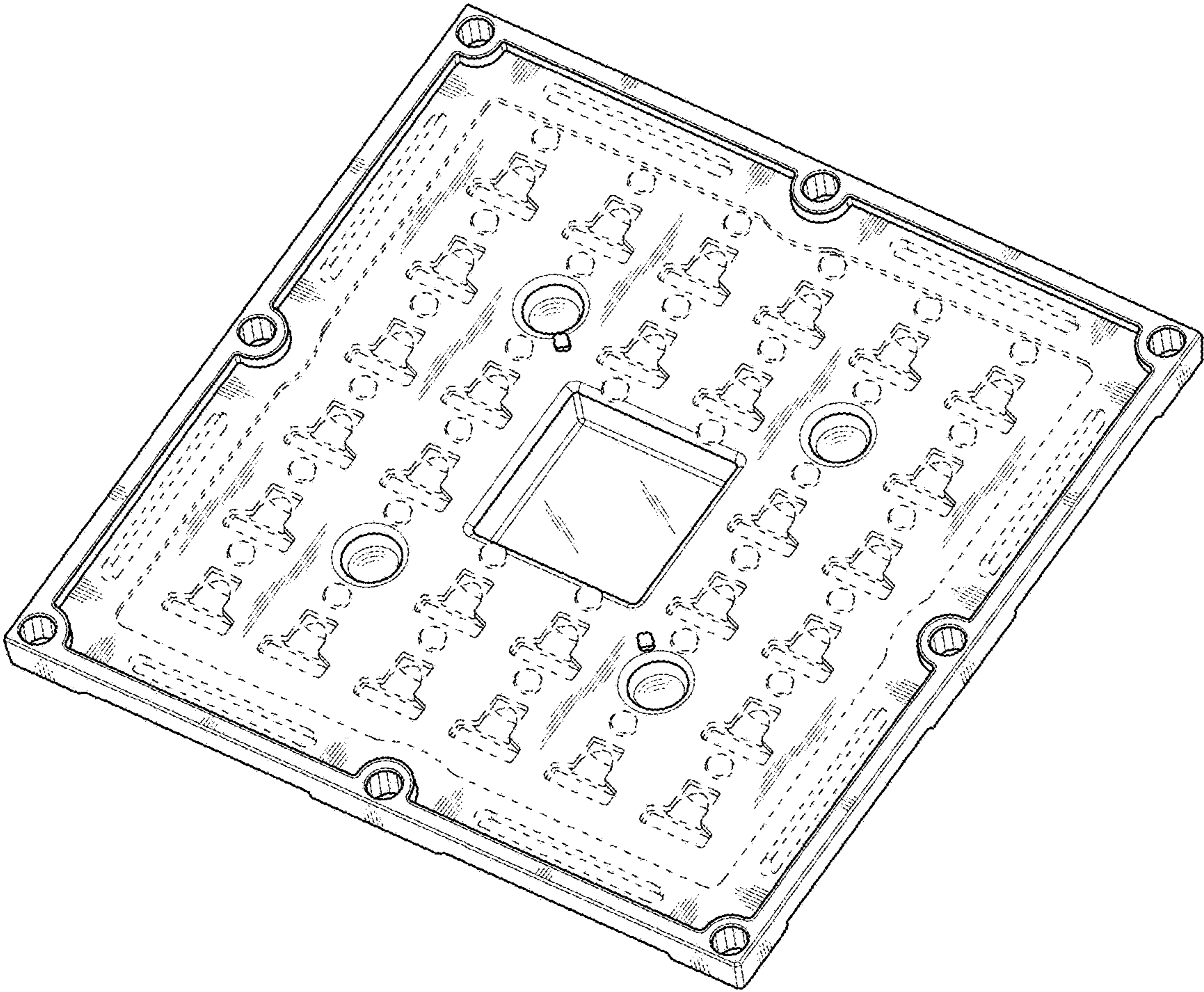


FIG. 2

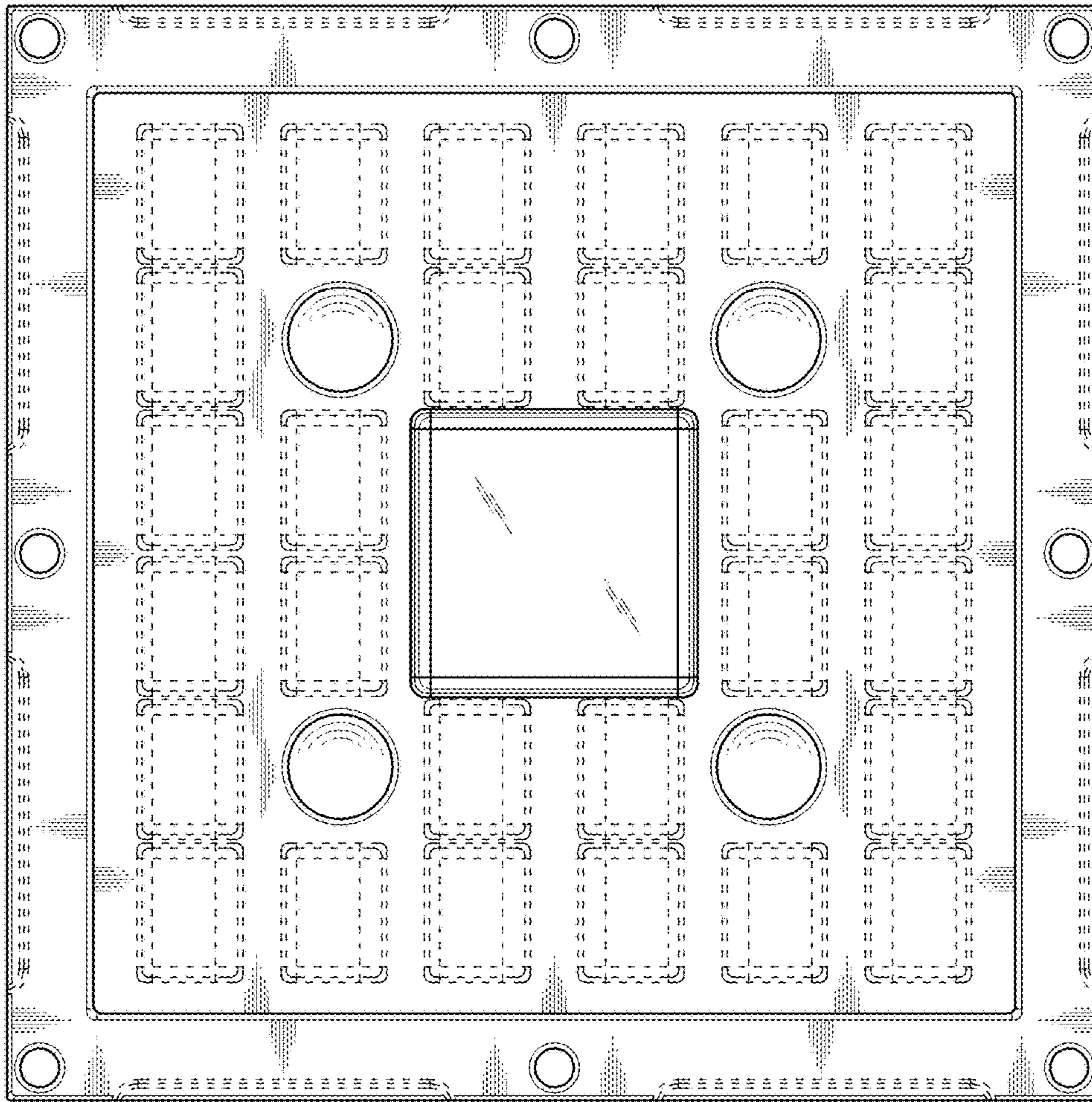


FIG. 3

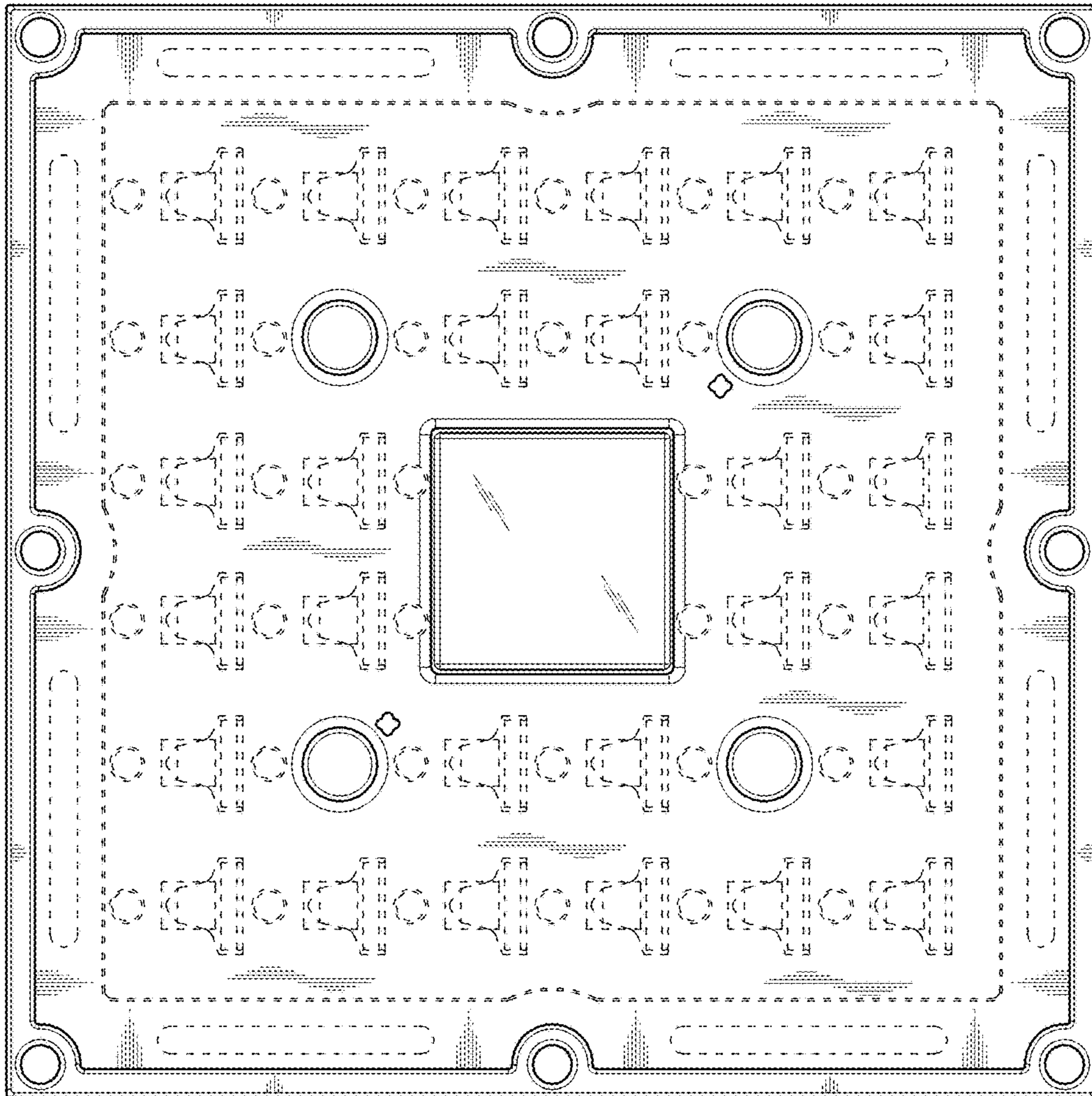


FIG. 4



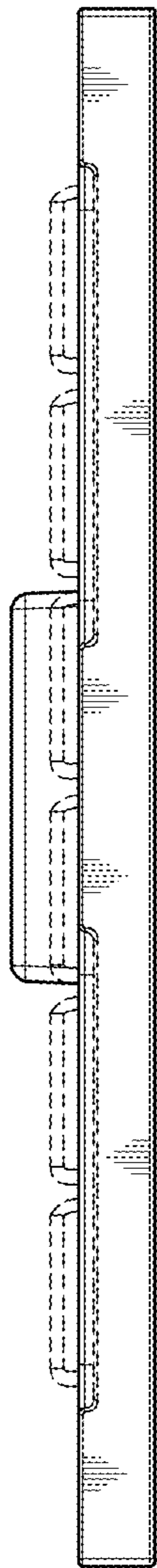


FIG. 5

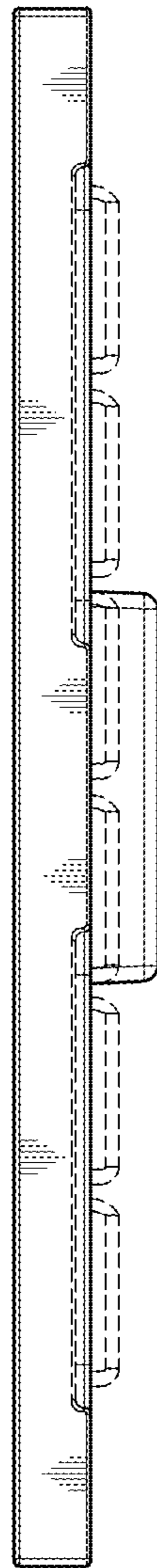


FIG. 6

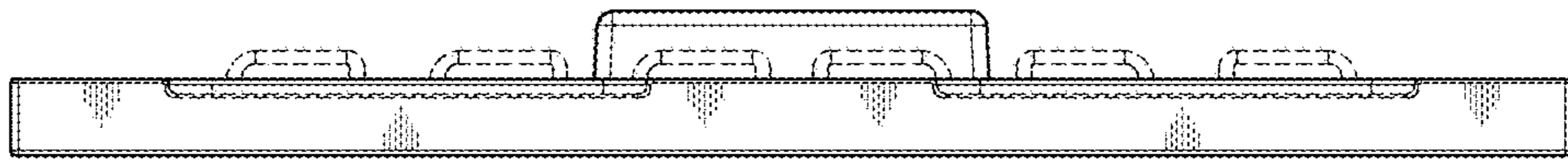


FIG. 7

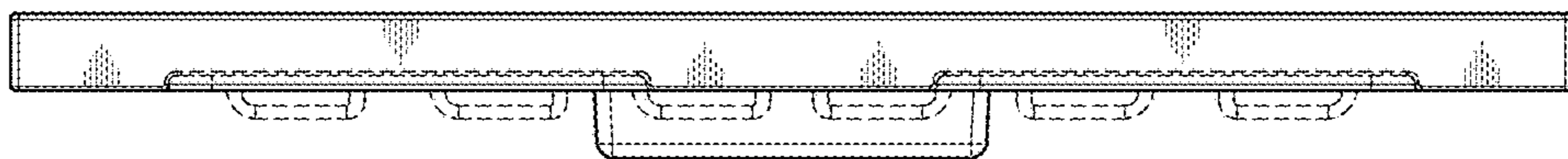


FIG. 8