



US00D822840S

(12) **United States Design Patent**  
**Campdera Lozano**

(10) **Patent No.:** **US D822,840 S**  
(45) **Date of Patent:** **\*\* Jul. 10, 2018**

(54) **WEIGHTLOSS BELT**  
(71) Applicant: **Actervis GmbH**, Baar/Zug (CH)  
(72) Inventor: **Juan José Campdera Lozano**,  
Barcelona (ES)  
(73) Assignee: **Actervis GmbH**, Baar/Zug (CH)  
(\*\*) Term: **15 Years**  
(21) Appl. No.: **29/598,600**

7,264,600 B2 \* 9/2007 Brinston, Sr. .... A61H 11/00  
2/336  
7,490,602 B2 \* 2/2009 Sabri ..... A61F 5/0009  
128/102.1  
D646,341 S \* 10/2011 Campdera Lozano ..... D24/190  
D735,873 S \* 8/2015 Brefka ..... D24/200  
2011/0319796 A1 \* 12/2011 Campdera Lozano  
..... A61H 23/0263  
601/15  
2012/0184884 A1 \* 7/2012 Dyer ..... A61H 11/00  
601/46  
2016/0120686 A1 \* 5/2016 Ritter ..... A61F 5/028  
602/19

(22) Filed: **Mar. 27, 2017**  
(51) **LOC (11) Cl.** ..... **28-03**  
(52) **U.S. Cl.**  
USPC ..... **D24/200**  
(58) **Field of Classification Search**  
USPC ..... D24/200, 206, 190; D21/683  
CPC ..... A61F 5/0009; A61F 5/003; A61F 5/028;  
A61F 5/03; A61F 5/30; A61F 7/02; A61F  
2007/0001; A61F 2007/0022; A61F  
2007/0023; A61F 2007/0029; A61F  
2007/029; A63B 21/065; A63B 21/068;  
A61H 11/00; A61H 2205/083; A61M  
35/00

See application file for complete search history.

(56) **References Cited**

**U.S. PATENT DOCUMENTS**

2,671,899 A \* 3/1954 Kroger ..... A61F 5/0009  
128/96.1  
4,592,342 A \* 6/1986 Salmasian ..... A61F 5/0009  
128/898  
D359,158 S \* 6/1995 Miramontes ..... D21/683

**FOREIGN PATENT DOCUMENTS**

JP D1511237 \* 12/2013

\* cited by examiner

*Primary Examiner* — Wan Laymon

(74) *Attorney, Agent, or Firm* — Craig J. Lervick; Larkin Hoffman Daly & Lindgren, Ltd.

(57) **CLAIM**

The ornamental design for a weightloss belt, as shown and described.

**DESCRIPTION**

FIG. 1 is a perspective view of the weightloss belt showing the design;  
FIG. 2 is a front view of the device illustrated in FIG. 1;  
FIG. 3 is a rear view thereof;  
FIG. 4 is a top view thereof; and,  
FIG. 5 is a bottom view thereof.

**1 Claim, 5 Drawing Sheets**





FIG. 1




FIG. 2




FIG. 3



FIG. 4




FIG. 5