



US00D822811S

(12) **United States Design Patent**
Niki

(10) **Patent No.:** **US D822,811 S**
(45) **Date of Patent:** **** Jul. 10, 2018**

- (54) **AIR-CONDITIONER**
- (71) Applicant: **Kentarou Niki**, Osaka (JP)
- (72) Inventor: **Kentarou Niki**, Osaka (JP)
- (73) Assignee: **DAIKIN INDUSTRIES LTD.**,
Osaka-Shi, Osaka-Fu (JP)
- (**) Term: **15 Years**
- (21) Appl. No.: **29/613,809**
- (22) Filed: **Aug. 14, 2017**
- (30) **Foreign Application Priority Data**
Mar. 24, 2017 (JP) 2017-005998
- (51) **LOC (11) Cl.** **23-04**
- (52) **U.S. Cl.**
USPC **D23/351**
- (58) **Field of Classification Search**
USPC D23/333, 335, 341, 342, 351, 353, 354,
D23/355, 356, 359, 364, 365, 370, 385,
D23/386, 388, 393
CPC F24F 1/00; F24F 1/0007; F24F 1/02; F24F
1/08; F24F 1/42; F24F 1/56; F24F 1/60;
F24F 3/044; F24F 3/048; F24F 3/16;
F24F 7/00; F24F 7/04; F24F 12/001;
F24F 12/006
See application file for complete search history.

- (56) **References Cited**
U.S. PATENT DOCUMENTS
D557,781 S * 12/2007 Kim D23/351
D579,094 S * 10/2008 Motonishi D23/351

D683,837 S *	6/2013	Kim	D23/351
D706,404 S *	6/2014	Tsuji	D23/351
D709,170 S *	7/2014	Tsuji	D23/351
D720,443 S *	12/2014	Kosuge	D23/351
D724,715 S *	3/2015	Isshiki	D23/351
D763,422 S *	8/2016	Ueno	D23/351
D764,038 S *	8/2016	Niki	D23/351
D767,749 S *	9/2016	Nakai	D23/388
D768,273 S *	10/2016	Niki	D23/351
D768,274 S *	10/2016	Niki	D23/351
D768,275 S *	10/2016	Niki	D23/351
D792,956 S *	7/2017	Niki	D23/351

* cited by examiner

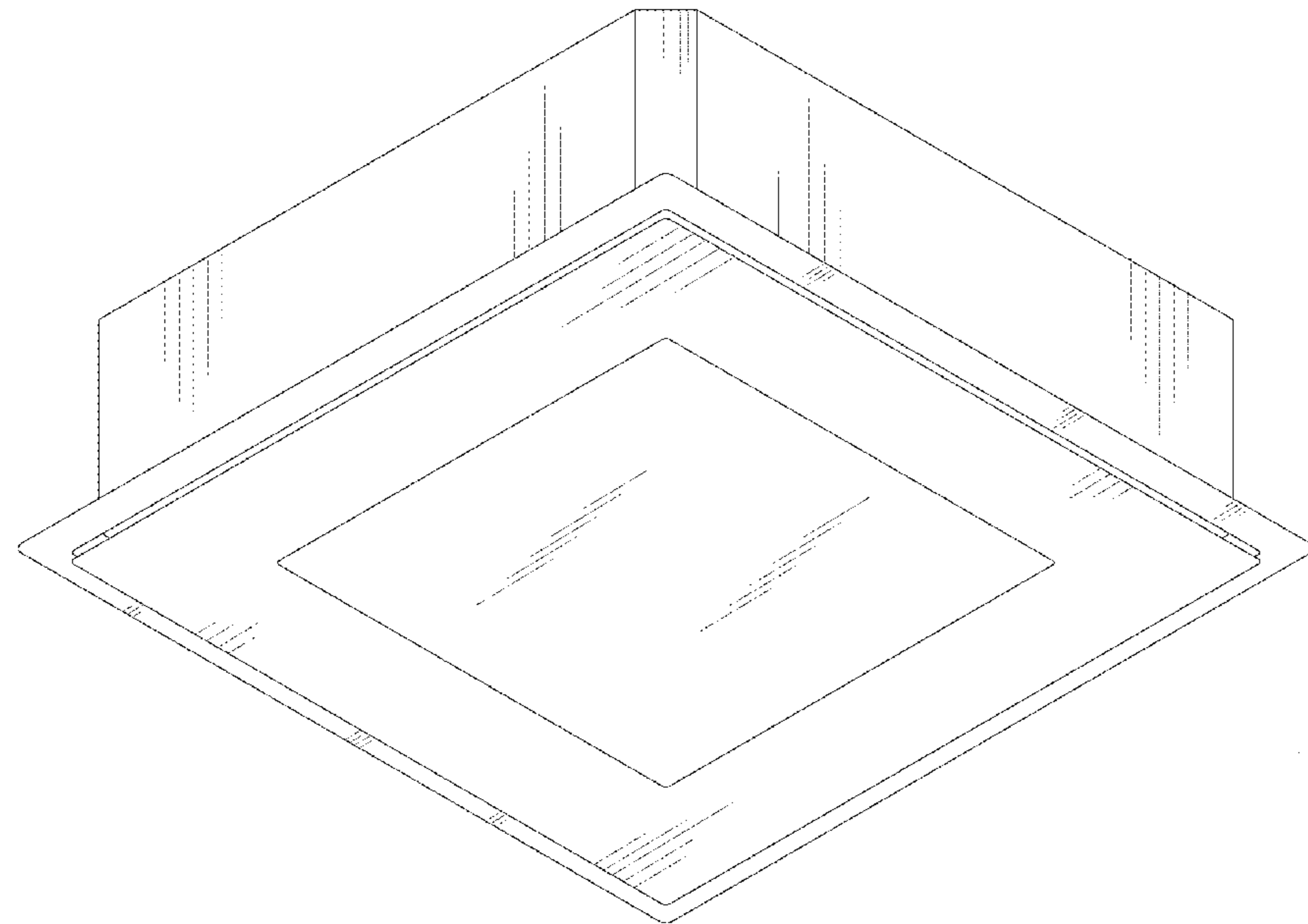
Primary Examiner — George D Kirschbaum
Assistant Examiner — Natasha Vujcic
(74) *Attorney, Agent, or Firm* — Manabu Kanesaka

(57) **CLAIM**
The ornamental design for air-conditioner, as shown and described.

DESCRIPTION

FIG. 1 is a perspective view of an air-conditioner showing my new design;
FIG. 2 is a front view thereof;
FIG. 3 is a rear view thereof;
FIG. 4 is a plan view thereof;
FIG. 5 is a bottom view thereof;
FIG. 6 is a left side view thereof;
FIG. 7 is a right side view thereof;
FIG. 8 is a cross-sectional view thereof along the line 8-8 in FIG. 2; and,
FIG. 9 is a perspective view of the usage state.
The broken lines depict portions of the air-conditioner that form no part of claimed design.

1 Claim, 6 Drawing Sheets



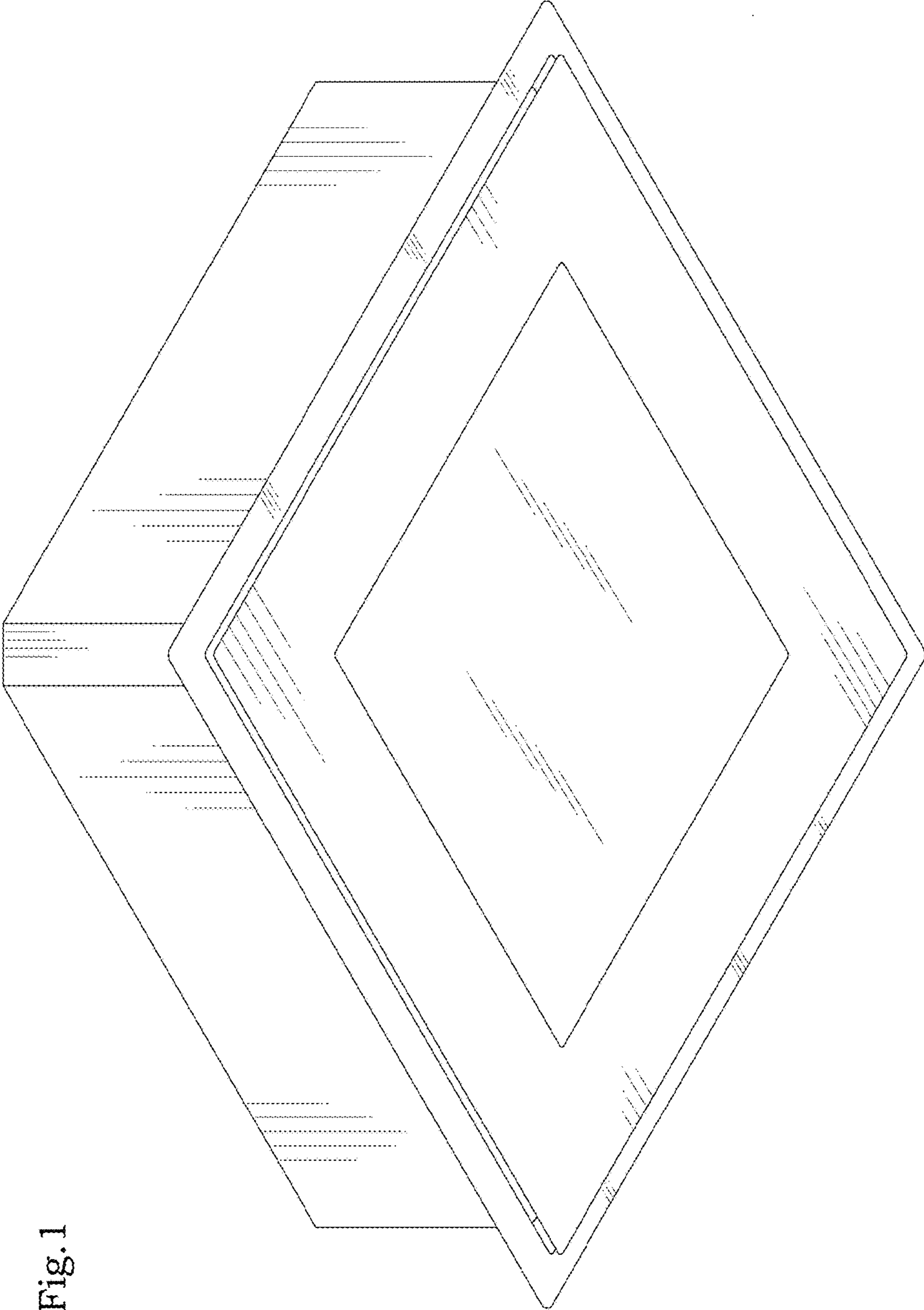


Fig.1

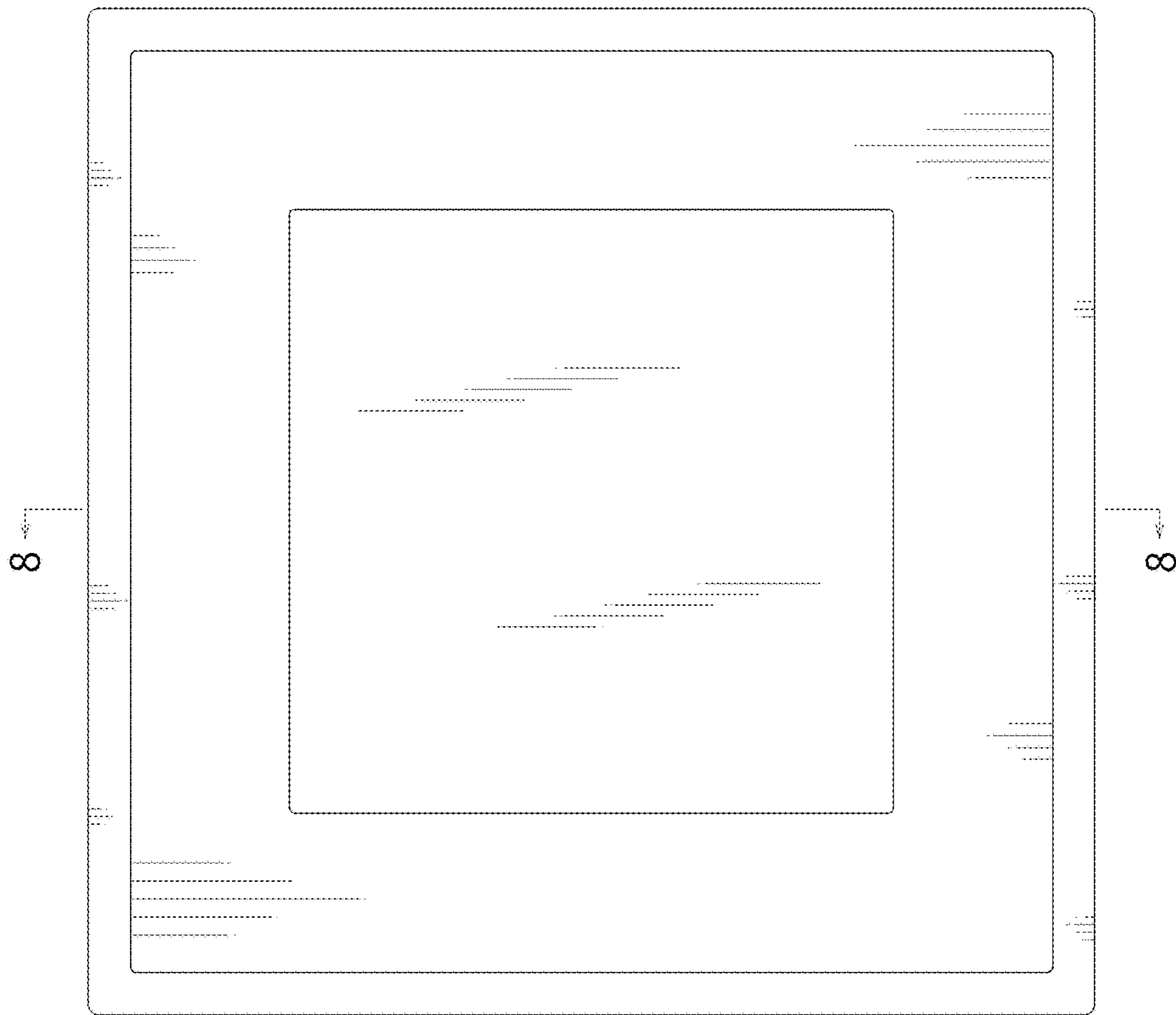


Fig.2




Fig. 3




Fig.4




Fig.5

Fig. 8

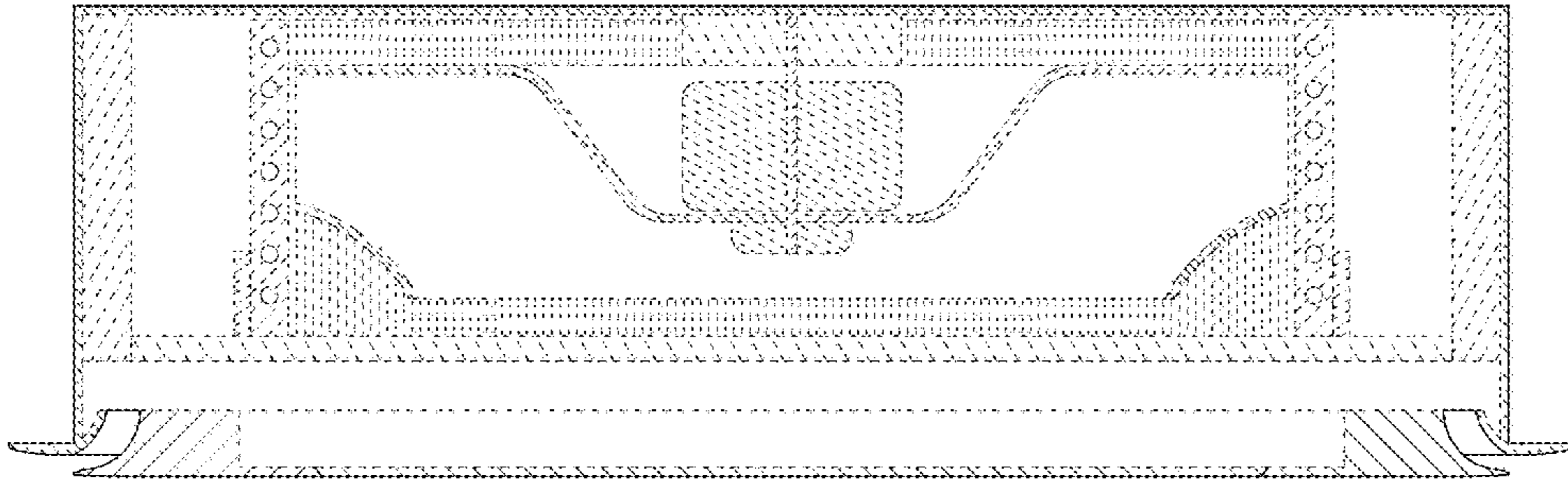


Fig. 7





Fig. 6



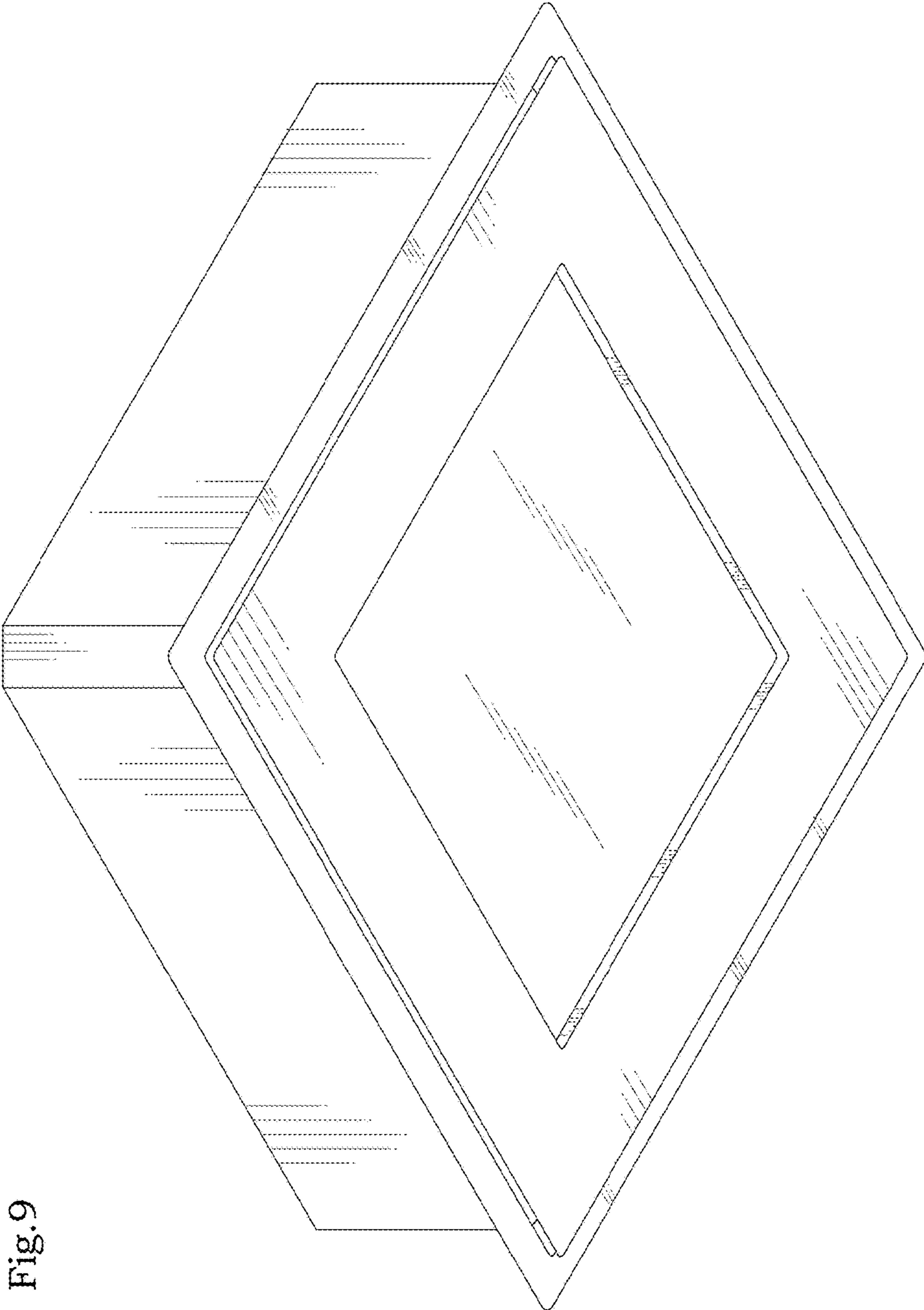


Fig. 9