

US00D822803S

(12) **United States Design Patent** (10) **Patent No.:** **US D822,803 S**
Pontillas (45) **Date of Patent:** **** *Jul. 10, 2018**

(54) **FIRE COLUMN**
(71) Applicant: **BOND MANUFACTURING CO., INC.,** Antioch, CA (US)
(72) Inventor: **Lawrence Anthony Pontillas,** Manila (PH)
(73) Assignee: **BOND MANUFACTURING CO., INC.,** Antioch, CA (US)
(*) Notice: This patent is subject to a terminal disclaimer.

D765,232 S * 8/2016 Horsfield D23/343
D785,991 S * 5/2017 Price D6/698
D805,171 S * 12/2017 Hrydovyy D23/343
D805,311 S * 12/2017 Mandon D6/349
2008/0308645 A1* 12/2008 Presley B05B 17/08
239/17
2010/0062382 A1* 3/2010 Carey Stachowski F23D 3/08
431/144
2014/0174427 A1* 6/2014 Yuen A47J 37/0781
126/25 R
2015/0250305 A1* 9/2015 Kahler F24C 3/00
108/50.13
2016/0123335 A1* 5/2016 Molnar, IV F24F 7/007
108/28

(Continued)

(**) Term: **15 Years**
(21) Appl. No.: **29/605,828**
(22) Filed: **May 30, 2017**
(51) **LOC (11) Cl.** **23-03**
(52) **U.S. Cl.**
USPC **D23/332**
(58) **Field of Classification Search**
USPC D23/314, 317, 329, 332, 334, 335, 337,
D23/338, 339, 340, 341, 342, 343;
D6/686, 699.2, 671, 677, 687, 690, 691,
D6/691.1, 691.2, 691.3, 691.4, 691.5,
D6/693, 68, 691.9, 695, 695.2, 703;
D7/403, 333
CPC F24B 1/18; F24B 1/1802; F24B 1/181;
F24B 1/195; F24B 1/19; F23C 1/08;
A47B 37/04; A47B 13/081; F23D 14/28;
F24C 5/06
See application file for complete search history.

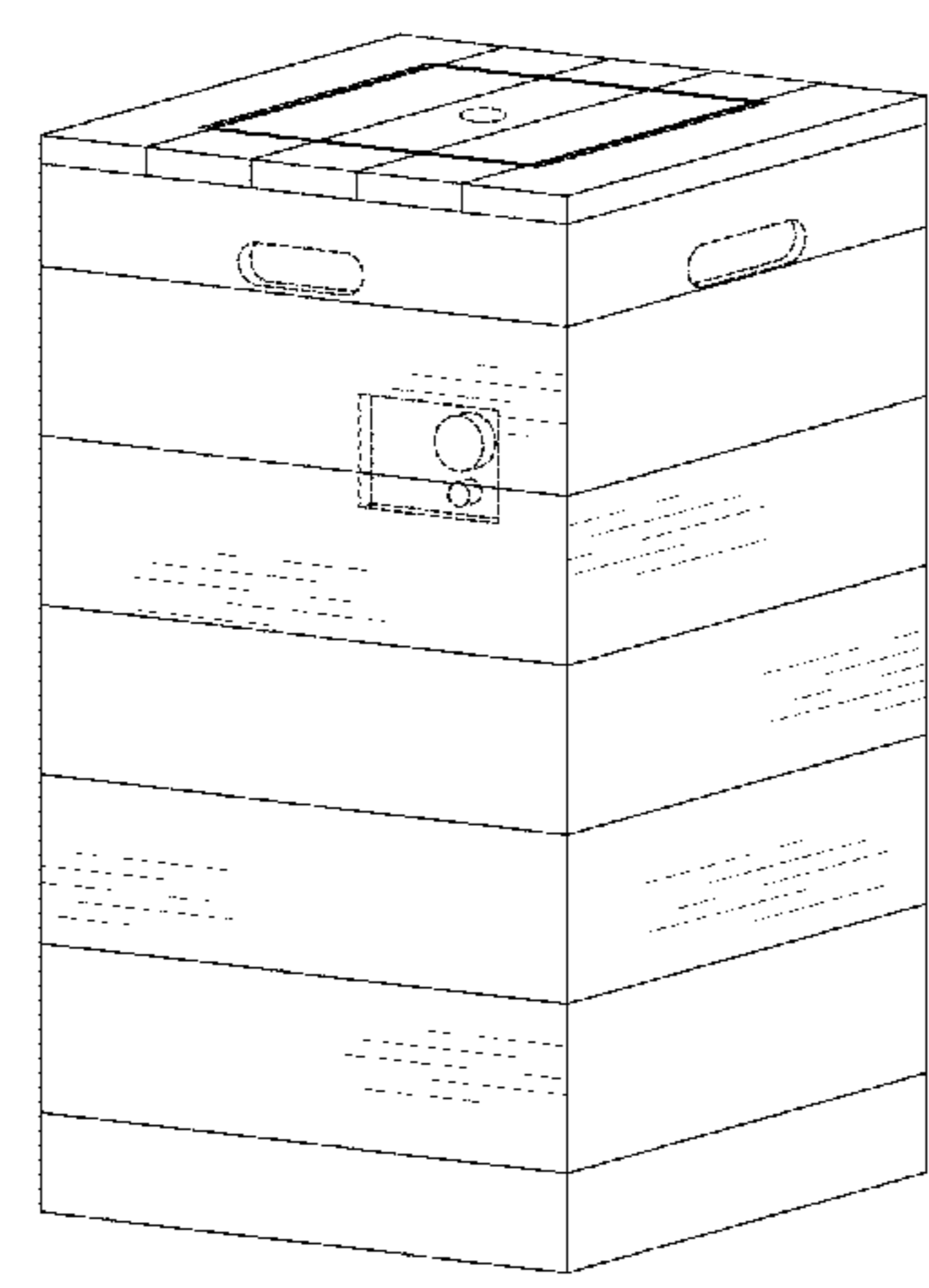
(56) **References Cited**
U.S. PATENT DOCUMENTS
3,491,744 A * 1/1970 Von Kohorn, Jr. A47B 31/02
126/25 R
6,609,514 B1 * 8/2003 Bertolas F24B 1/1808
126/519
D694,395 S * 11/2013 Lowsky D23/403

OTHER PUBLICATIONS
Gasmate Catalog, Gasmate, the outdoors made easy, Heating & Lighting, www.gasmate.co.nz, 2013-2014, 20 pages.
Primary Examiner — T. Chase Nelson
Assistant Examiner — Ania Aman
(74) *Attorney, Agent, or Firm* — Weide and Miller, Ltd.

(57) **CLAIM**
The ornamental design for a fire column, as shown and described.

DESCRIPTION
FIG. 1 is a perspective view of a fire column showing the new design.
FIG. 2 is a perspective view of a fire column showing another environment of use.
FIG. 3 is a front view of the design shown in FIG. 1.
FIG. 4 is a left-side view of the design shown in FIG. 1.
FIG. 5 is a right-side view of the design shown in FIG. 1.
FIG. 6 is a back view of the design shown in FIG. 1.
FIG. 7 is a top view of the design shown in FIG. 1; and, FIG. 8 is a bottom view of the design shown in FIG. 1.
The broken lines indicate unclaimed portions of the article and form no part of the claimed design.

1 Claim, 8 Drawing Sheets



(56)

References Cited

U.S. PATENT DOCUMENTS

2017/0030584 A1* 2/2017 Mueller F24C 1/16
2017/0261210 A1* 9/2017 Harris F24B 1/181

* cited by examiner

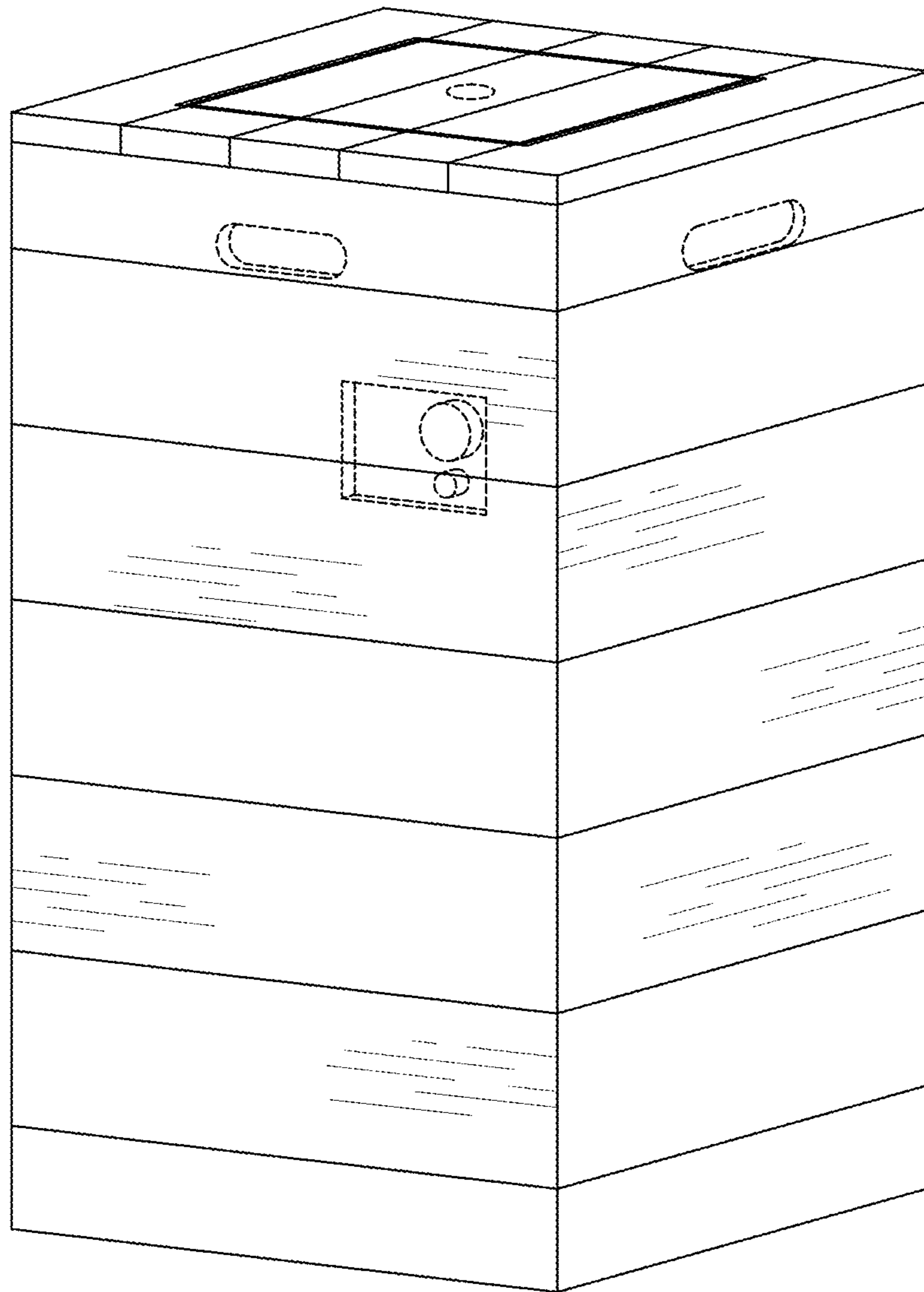


FIG. 1

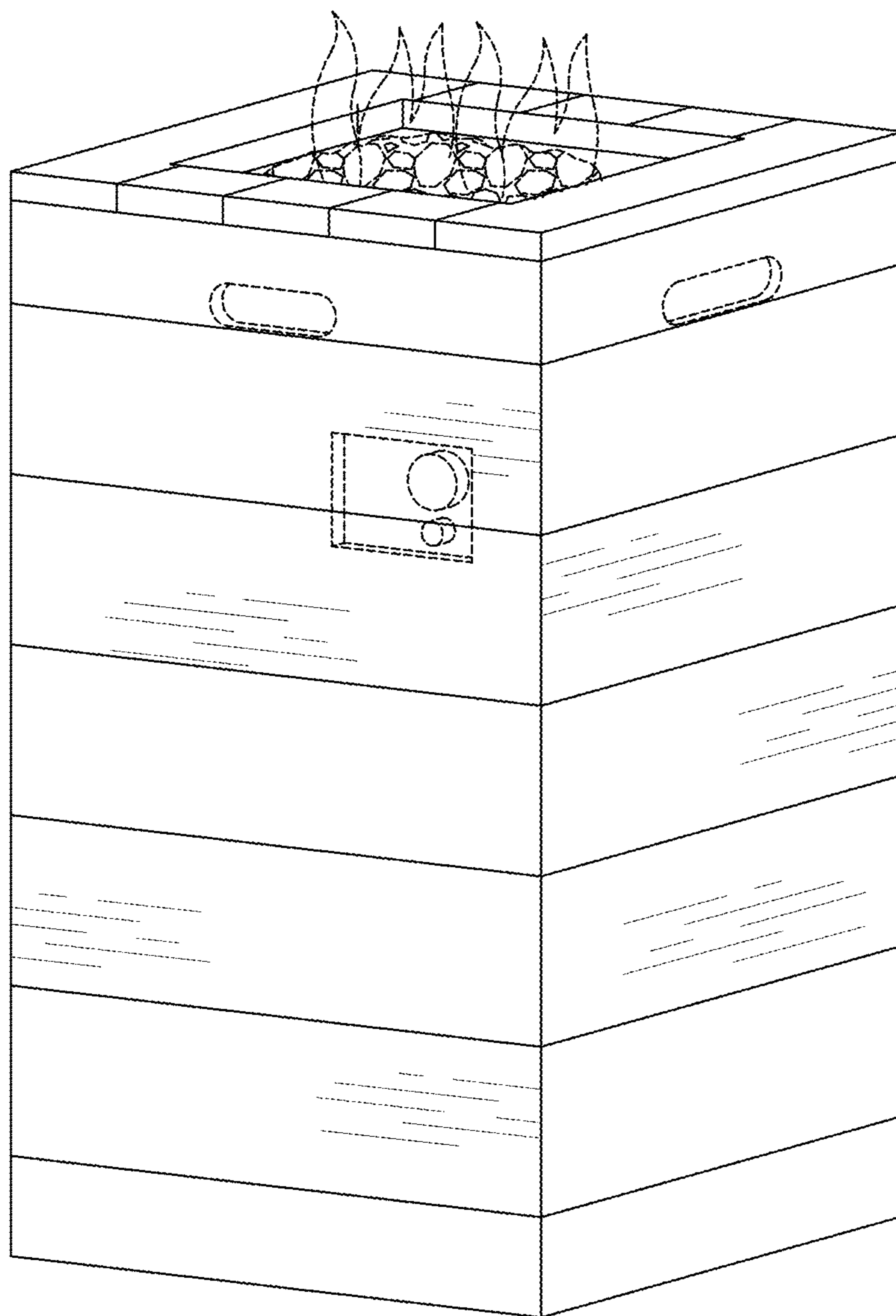


FIG. 2

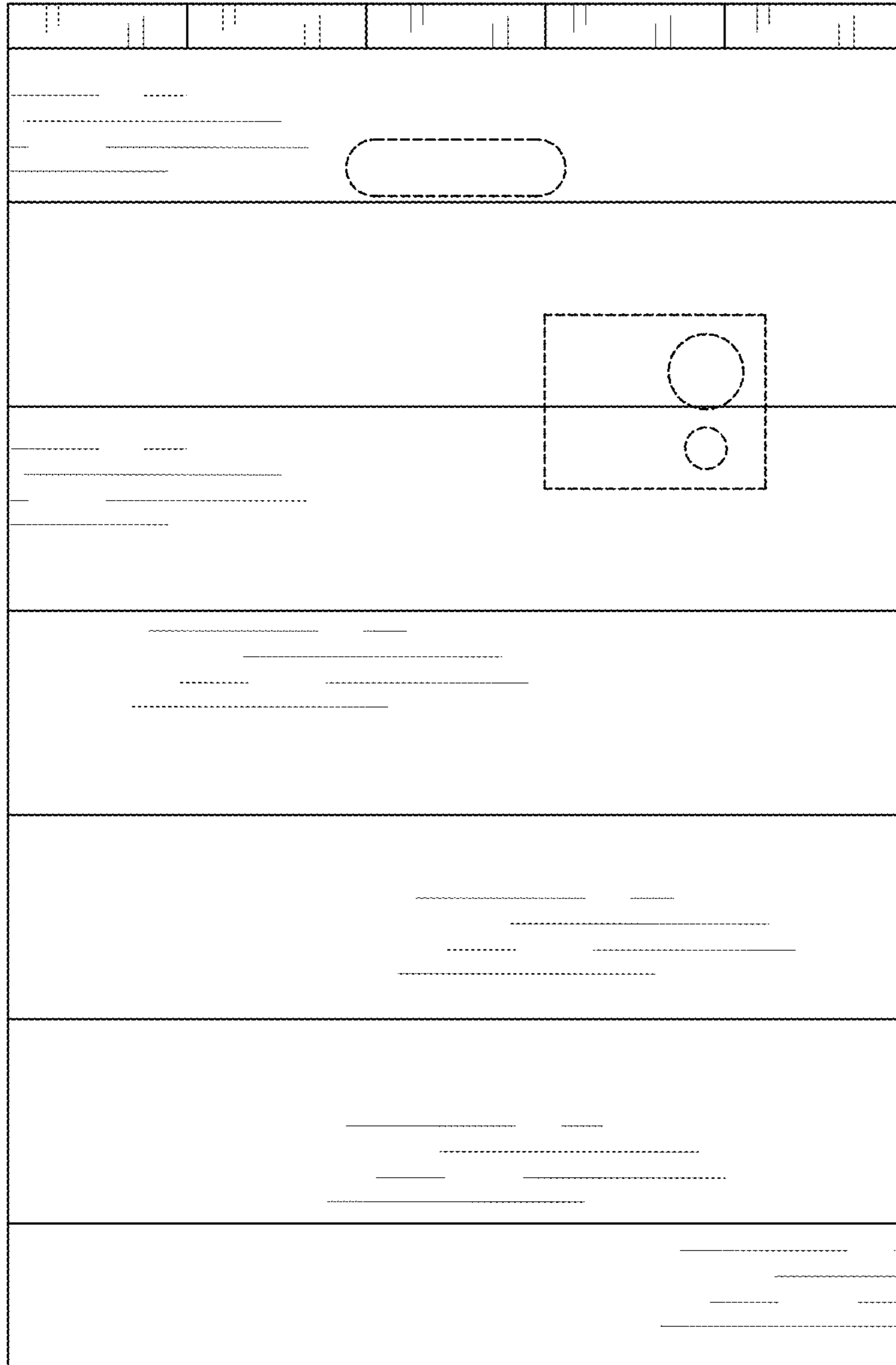


FIG. 3

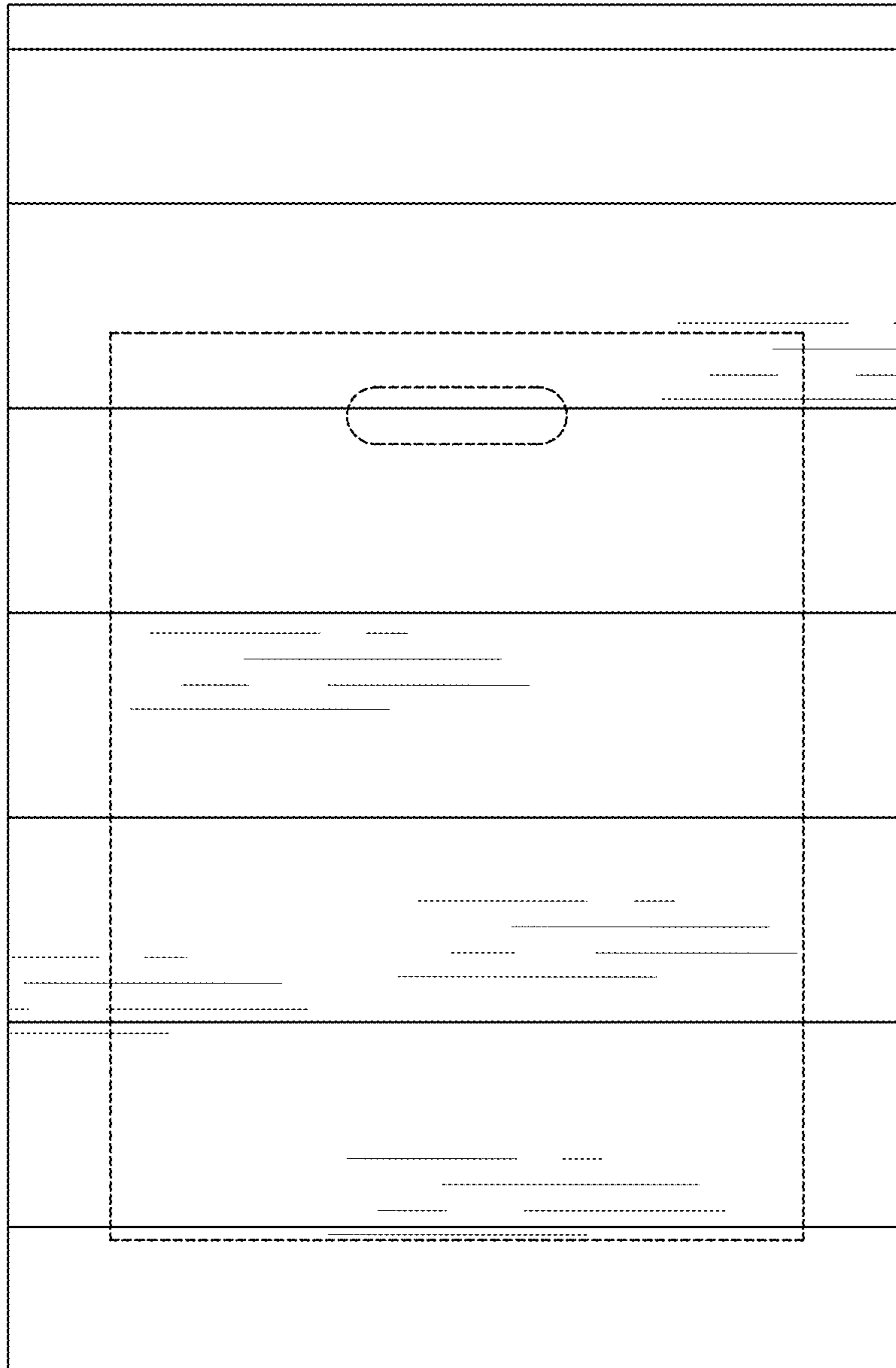


FIG. 4



FIG. 5



FIG. 6

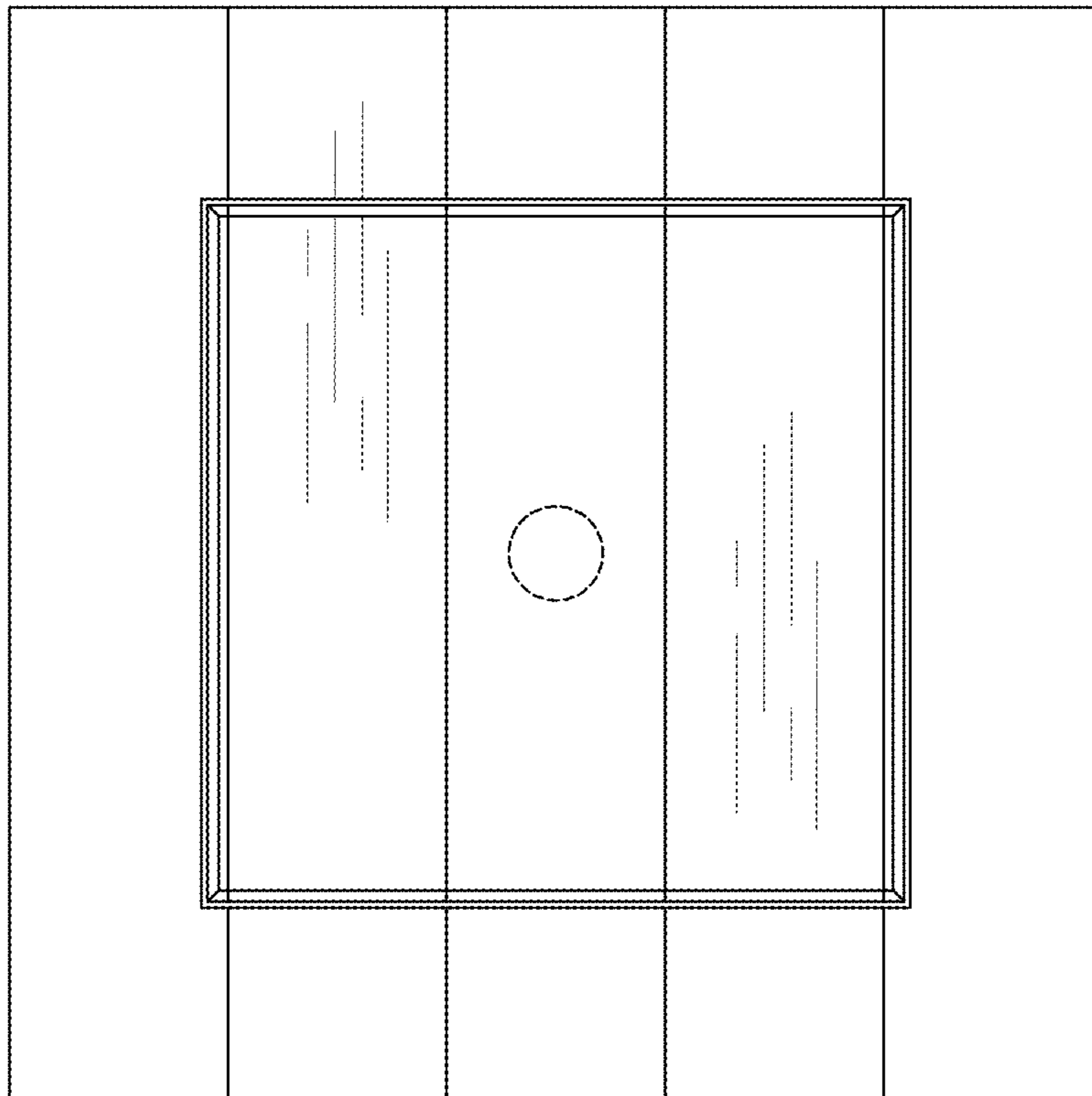


FIG. 7




FIG. 8