

US00D822788S

(12) **United States Design Patent**  
**Tieleman et al.**

(10) **Patent No.:** **US D822,788 S**

(45) **Date of Patent:** **\*\* Jul. 10, 2018**

(54) **ATMOSPHERIC WATER GENERATOR**

D795,629 S \* 8/2017 Ullman ..... D7/306  
9,795,895 B2 \* 10/2017 Dorfman ..... C02F 1/78  
D802,710 S \* 11/2017 Singh ..... D23/200

(71) Applicant: **EcoloBlue, Inc.**, Miami, FL (US)

\* cited by examiner

(72) Inventors: **Henri-James Tieleman**, Miami, FL (US); **Wayne Ferreira**, Miami, FL (US)

*Primary Examiner* — Robin V Webster

(73) Assignee: **EcoloBlue, Inc.**, Miami, FL (US)

(74) *Attorney, Agent, or Firm* — Oppedahl Patent Law Firm LLC

(\*\*) Term: **15 Years**

(21) Appl. No.: **29/596,325**

(57) **CLAIM**

(22) Filed: **Mar. 7, 2017**

The ornamental design for an atmospheric water generator, as shown and described.

(51) **LOC (11) Cl.** ..... **23-01**

(52) **U.S. Cl.**  
USPC ..... **D23/200; D23/207**

**DESCRIPTION**

(58) **Field of Classification Search**  
USPC ..... D23/200, 207, 209, 351; 210/195.2; 62/94, 150  
CPC ..... F25D 21/00; F25D 21/14; B01D 5/009  
See application file for complete search history.

FIG. 1 is a top front left perspective view of the new design for an atmospheric water generator, FIG. 2 is a front view of FIG. 1, FIG. 3 is a back view of FIG. 1, FIG. 4 is a left side view of FIG. 1, FIG. 5 is a right side view of FIG. 1; and, FIG. 6 is a top view of FIG. 1.

(56) **References Cited**

**U.S. PATENT DOCUMENTS**

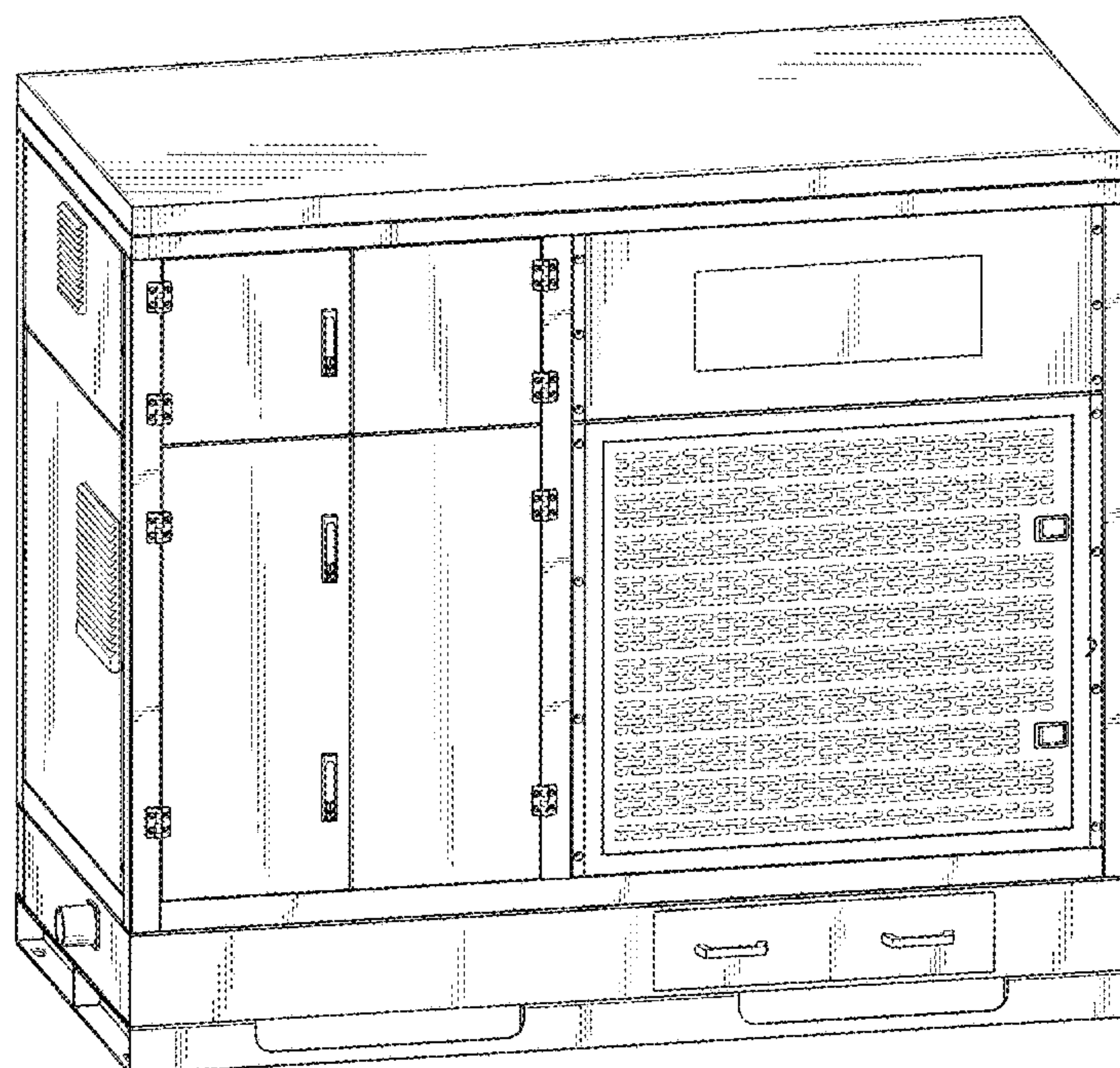
D249,055 S \* 8/1978 Hansrote ..... D23/207  
D357,056 S \* 4/1995 Linton ..... D23/200  
D420,720 S \* 2/2000 Teran ..... D23/200  
D614,727 S \* 4/2010 Therkelsen ..... D23/207  
D627,855 S \* 11/2010 Ito ..... D23/200  
D653,741 S \* 2/2012 Tsuji ..... D23/351  
D653,742 S \* 2/2012 Satou ..... D23/351  
D758,527 S \* 6/2016 Quiblier ..... D23/207  
9,541,323 B2 \* 1/2017 Kagawa ..... F25D 21/00

The bottom of FIG. 1, FIG. 2 and FIG. 3 show two slots with rounded corners. These slots are for receiving the forks of a forklift.

The bottom view which is not shown in the drawings forms no part of the claimed design.

The features shown in broken lines in the drawings form no part of the claimed design.

**1 Claim, 5 Drawing Sheets**



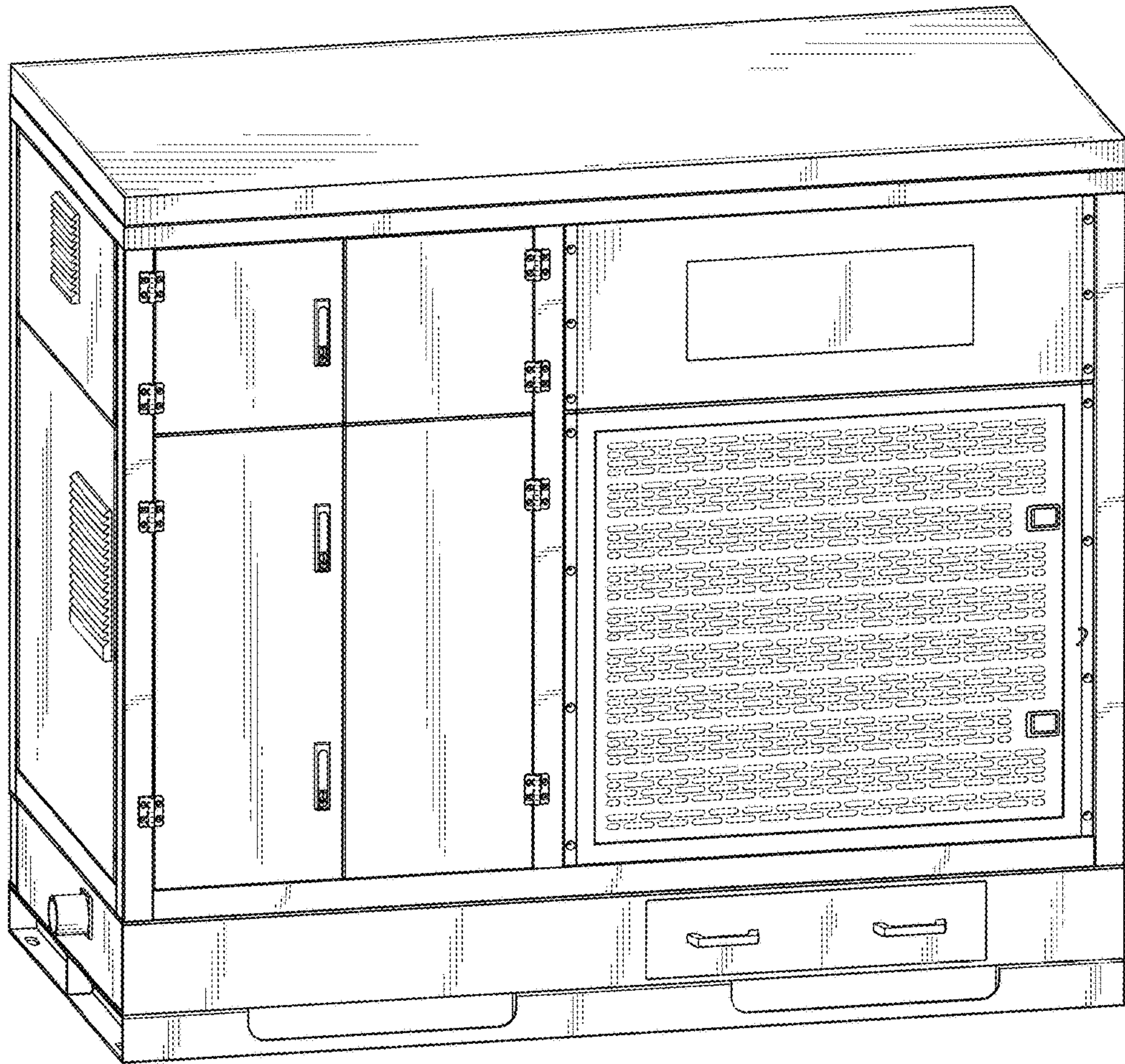


FIG.1



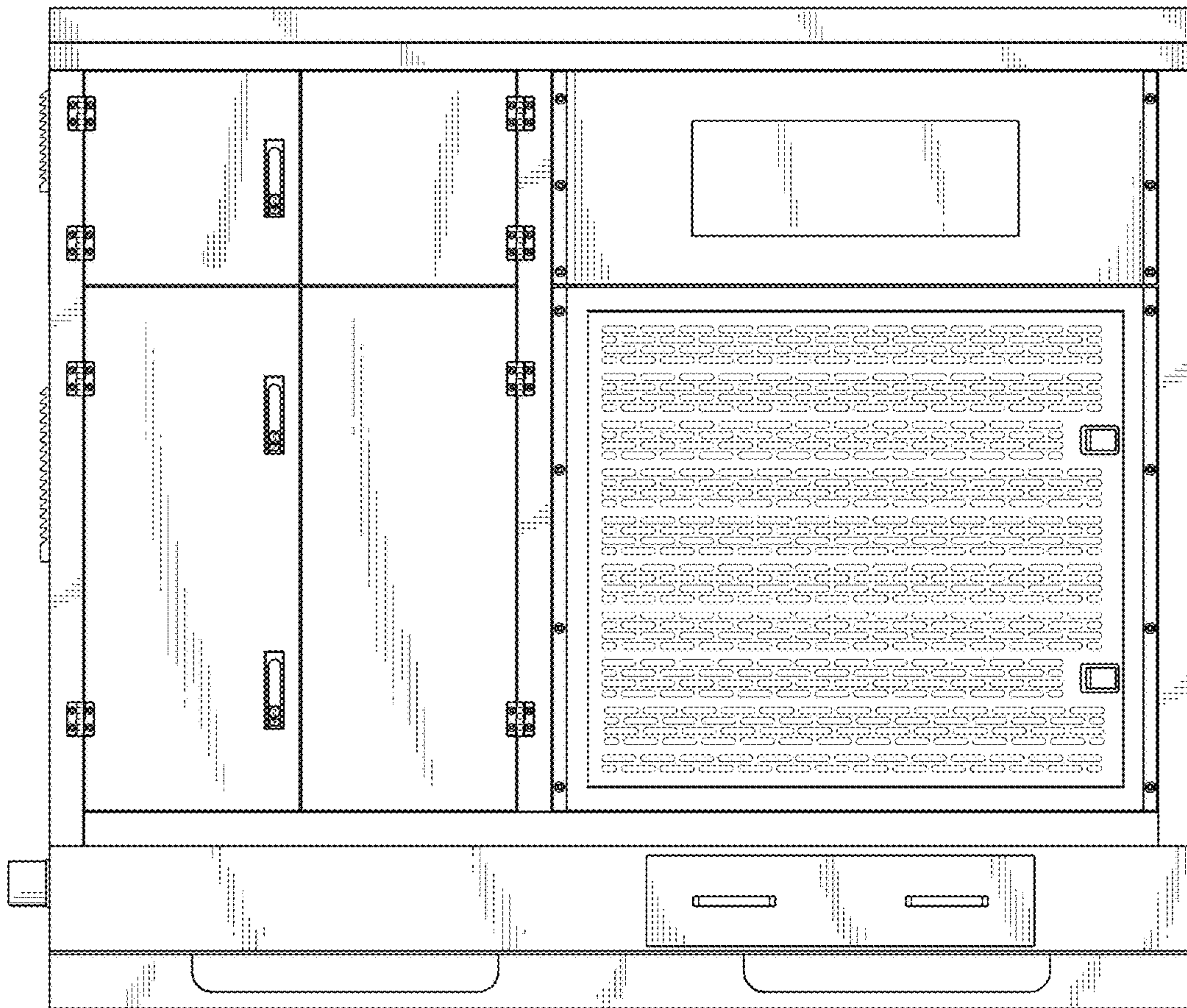


FIG.2

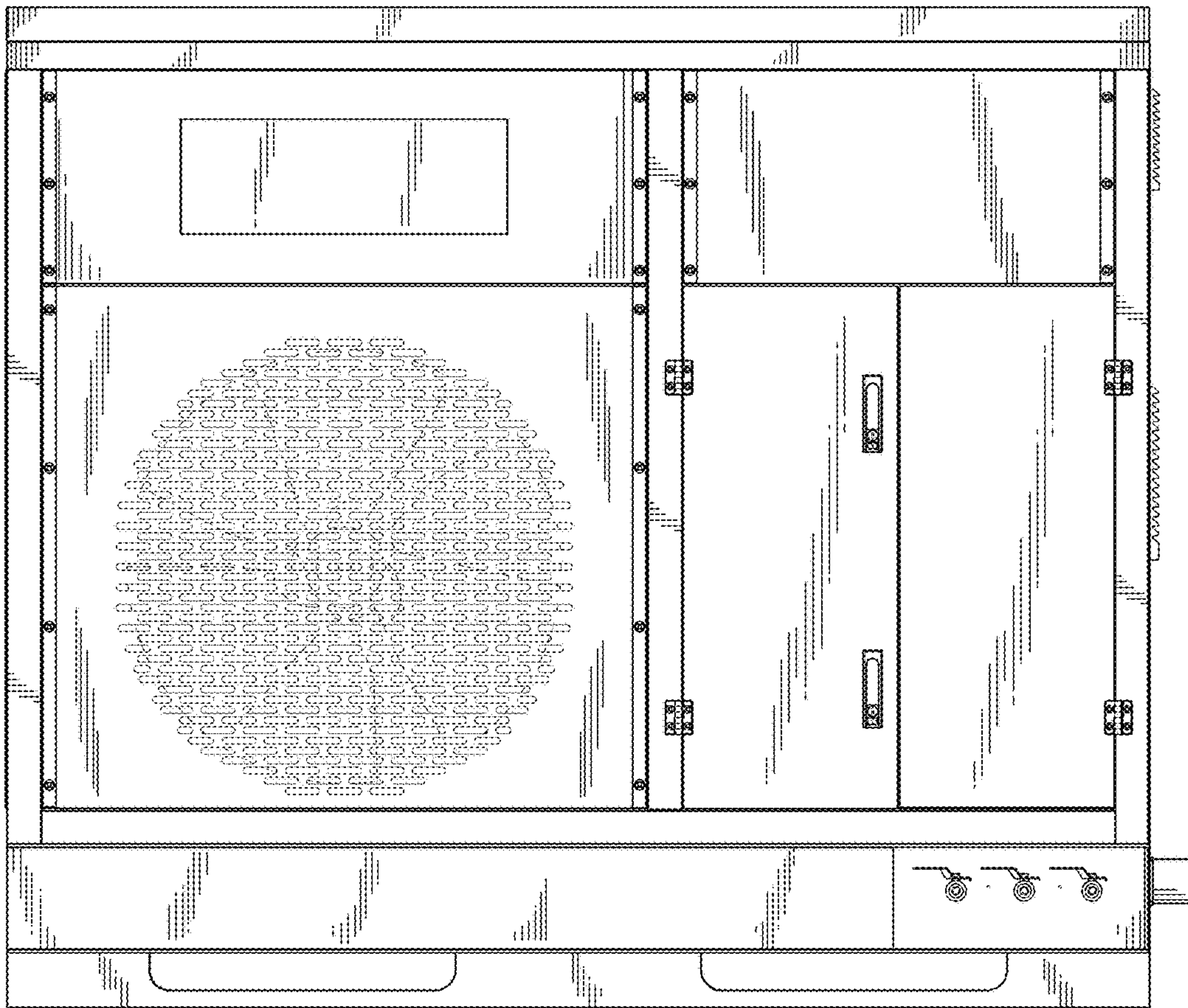


FIG.3

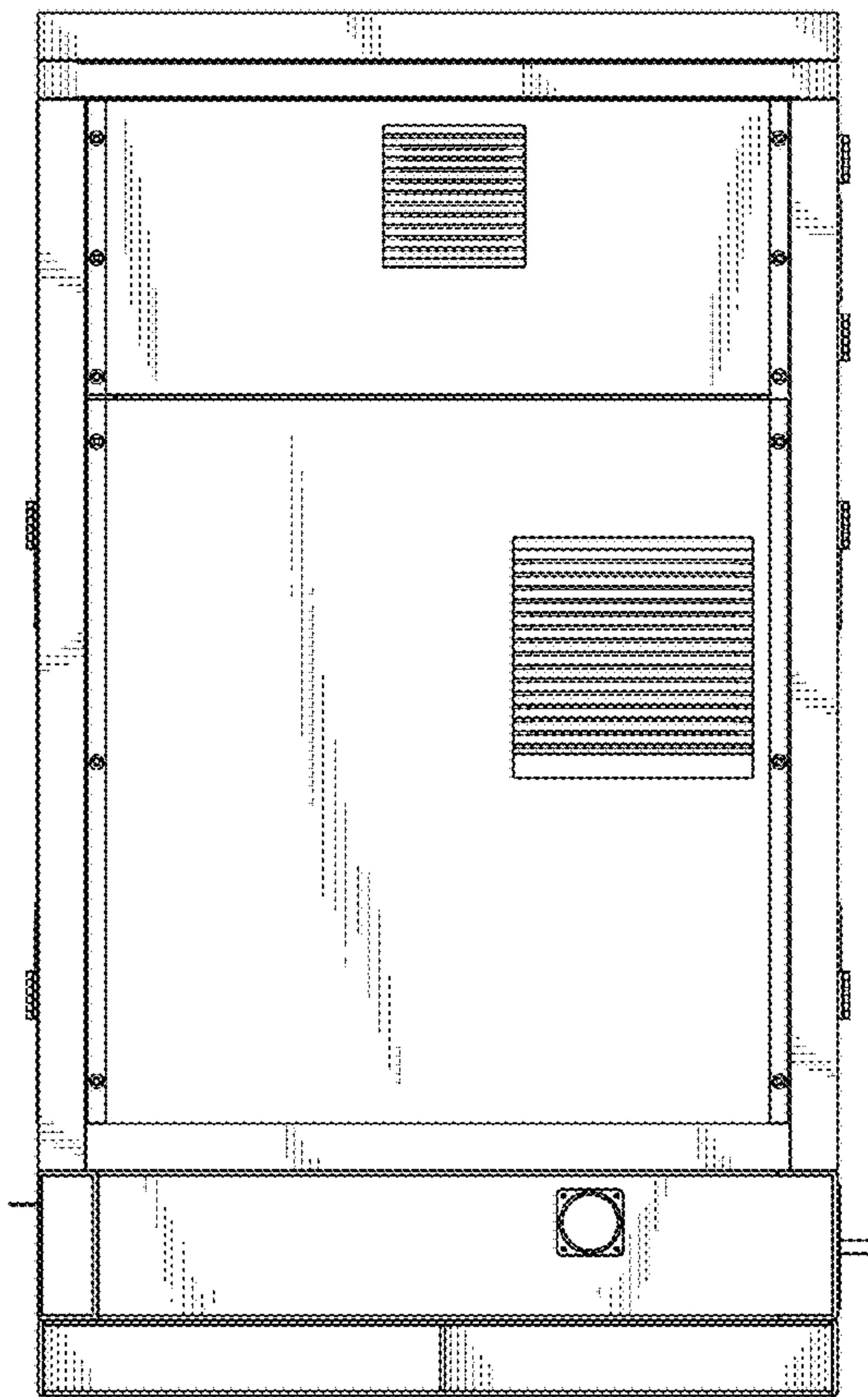


FIG. 4

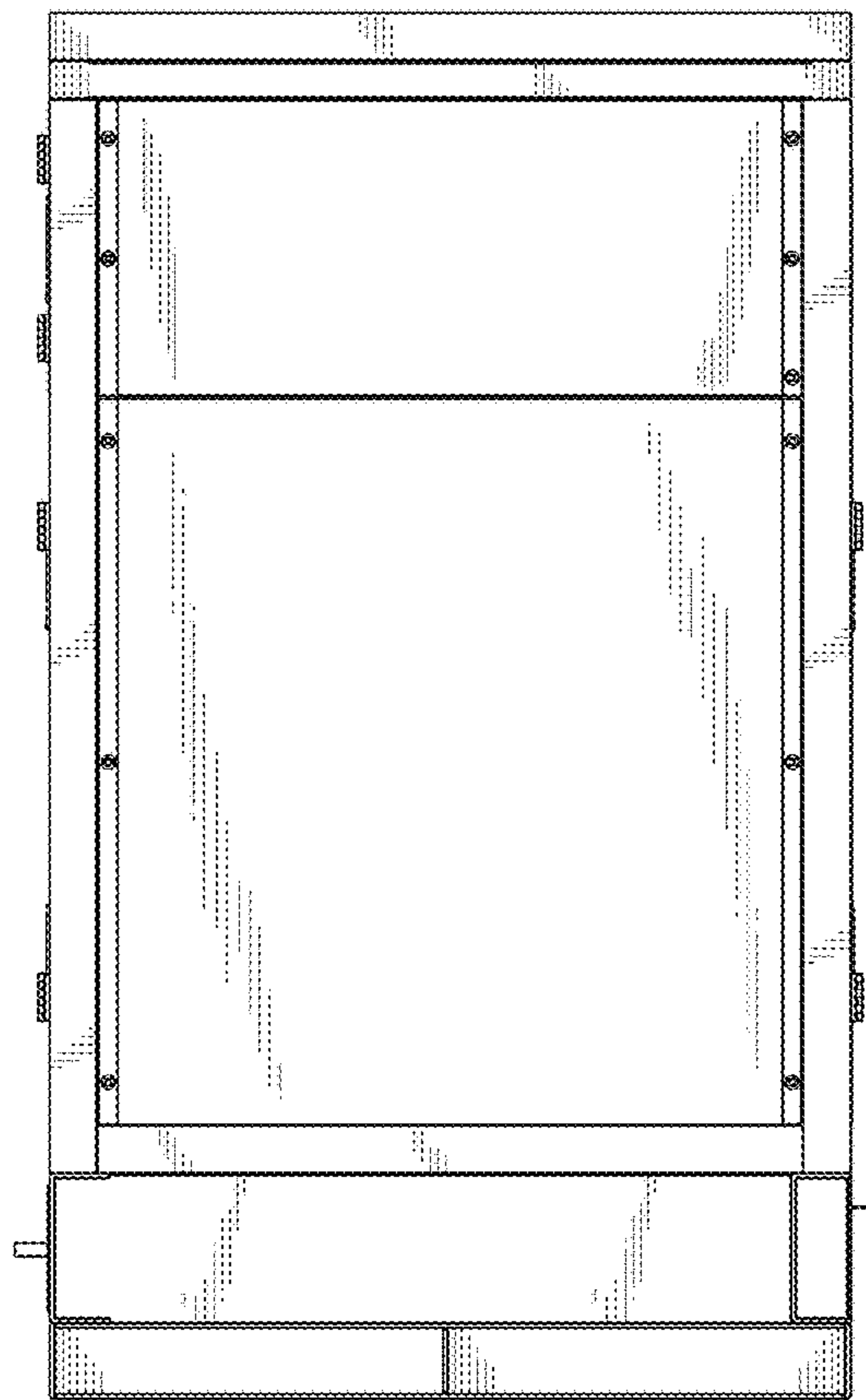


FIG. 5




FIG.6