

US00D822779S

(12) **United States Design Patent**
Gayne

(10) **Patent No.:** **US D822,779 S**
(45) **Date of Patent:** **** *Jul. 10, 2018**

- (54) **GOLF TEE SETTING DEVICE**
- (71) Applicant: **Gregory Craig Gayne**, Phoenix, AZ
(US)
- (72) Inventor: **Gregory Craig Gayne**, Phoenix, AZ
(US)
- (*) Notice: This patent is subject to a terminal disclaimer.
- (**) Term: **15 Years**
- (21) Appl. No.: **29/536,674**
- (22) Filed: **Aug. 19, 2015**
- (51) **LOC (11) Cl.** **21-02**
- (52) **U.S. Cl.**
USPC **D21/789**; D21/715; D21/793
- (58) **Field of Classification Search**
USPC D21/715-721, 789, 793, 794, 796
CPC A63B 57/00-57/357; A63B 47/00; A63B
57/0037
See application file for complete search history.

- 5,913,737 A * 6/1999 Park A63B 57/0037
473/386
- 5,928,091 A * 7/1999 Corriveau A63B 57/0037
473/386
- 6,287,219 B1 * 9/2001 Addington A63B 57/0037
473/386
- 6,428,429 B1 * 8/2002 Lee A63B 57/0037
473/386
- D570,434 S * 6/2008 Guldenring D21/718
- 8,795,104 B1 * 8/2014 Hice A63B 57/0037
473/386
- 2007/0042839 A1 * 2/2007 Smith A63B 57/10
473/386
- 2008/0039237 A1 * 2/2008 Osterberg A63B 57/0037
473/386
- 2009/0137346 A1 * 5/2009 Miller A63B 47/02
473/406

FOREIGN PATENT DOCUMENTS

- NL 9101554 A * 4/1993 A63B 57/0037
- WO WO 2004056426 A1 * 7/2004 A63B 57/0037

* cited by examiner

Primary Examiner — Catherine A Tuttle
(74) *Attorney, Agent, or Firm* — Thomas W. Galvani,
P.C.; Thomas W. Galvani

(56) **References Cited**

U.S. PATENT DOCUMENTS

- 2,096,055 A * 10/1937 Miller A63B 57/10
473/257
- 2,609,198 A * 9/1952 Armstrong A63B 57/0037
294/19.2
- D209,973 S * 1/1968 Klitzner D21/793
- 3,540,727 A * 11/1970 Hoe, Jr. A63B 57/0037
224/918
- D279,208 S * 6/1985 Schuster D21/789
- 4,526,369 A * 7/1985 Phelps A63B 47/02
294/19.2
- 4,951,947 A * 8/1990 Kopfle A63B 47/02
294/19.2
- D321,544 S * 11/1991 Axne D21/793
- D368,748 S * 4/1996 Kellersohn D21/789

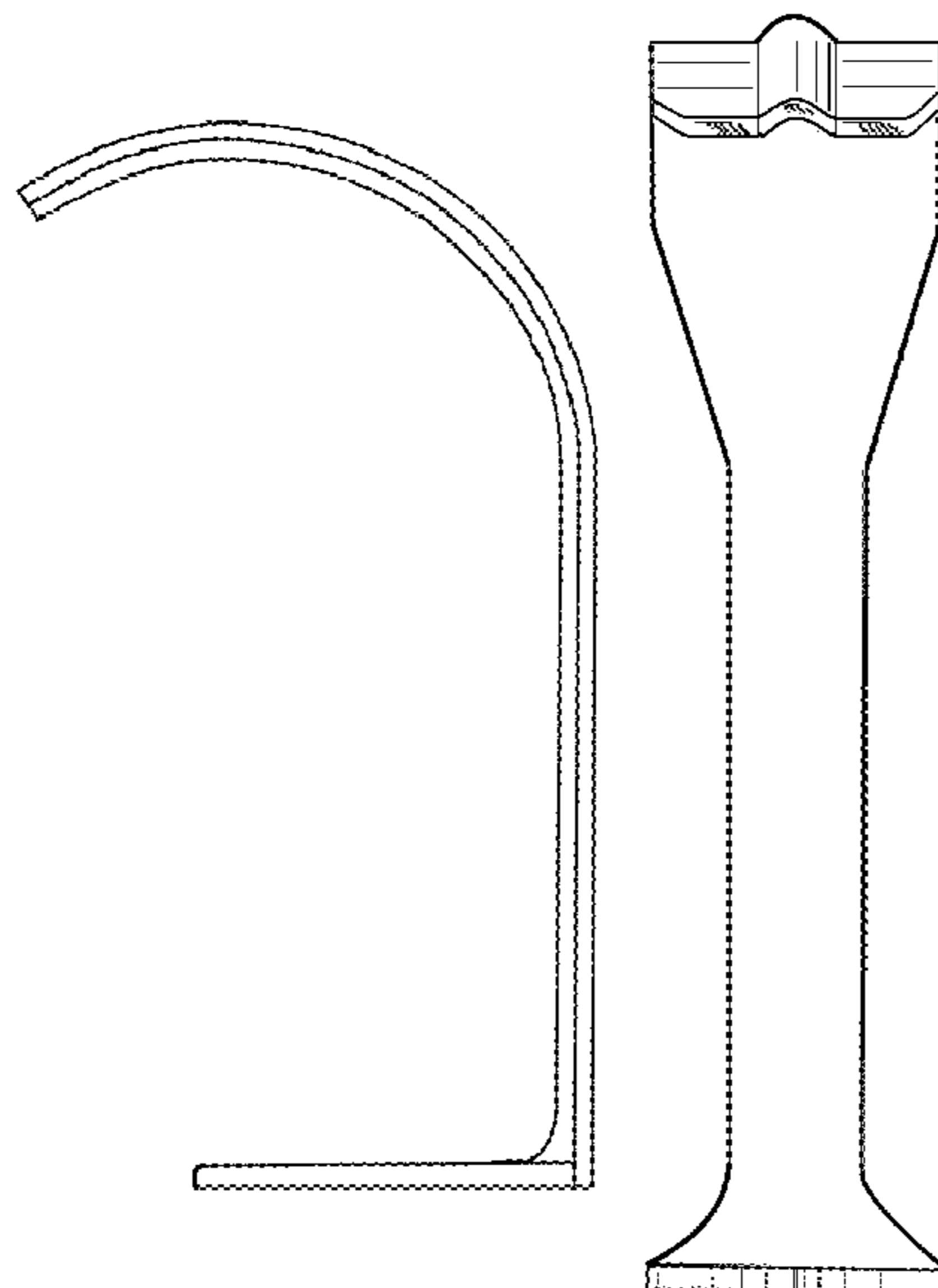
(57) **CLAIM**

The ornamental design for a golf tee setting device, as shown and described.

DESCRIPTION

FIG. 1 is a right side elevation view of a golf tee setting device shown in accordance with my new design;
FIG. 2 is a front elevation view thereof;
FIG. 3 is a top plan view thereof; and,
FIG. 4 is a bottom plan view thereof.
The appearance within the unshaded area of FIG. 2 forms no part of the claimed design.

1 Claim, 3 Drawing Sheets






FIG. 1

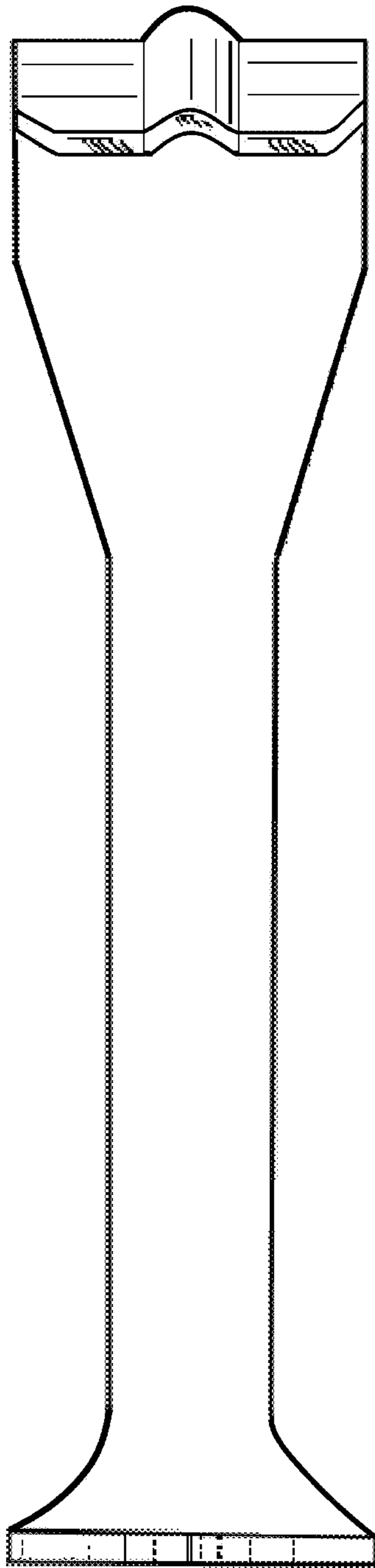


FIG. 2

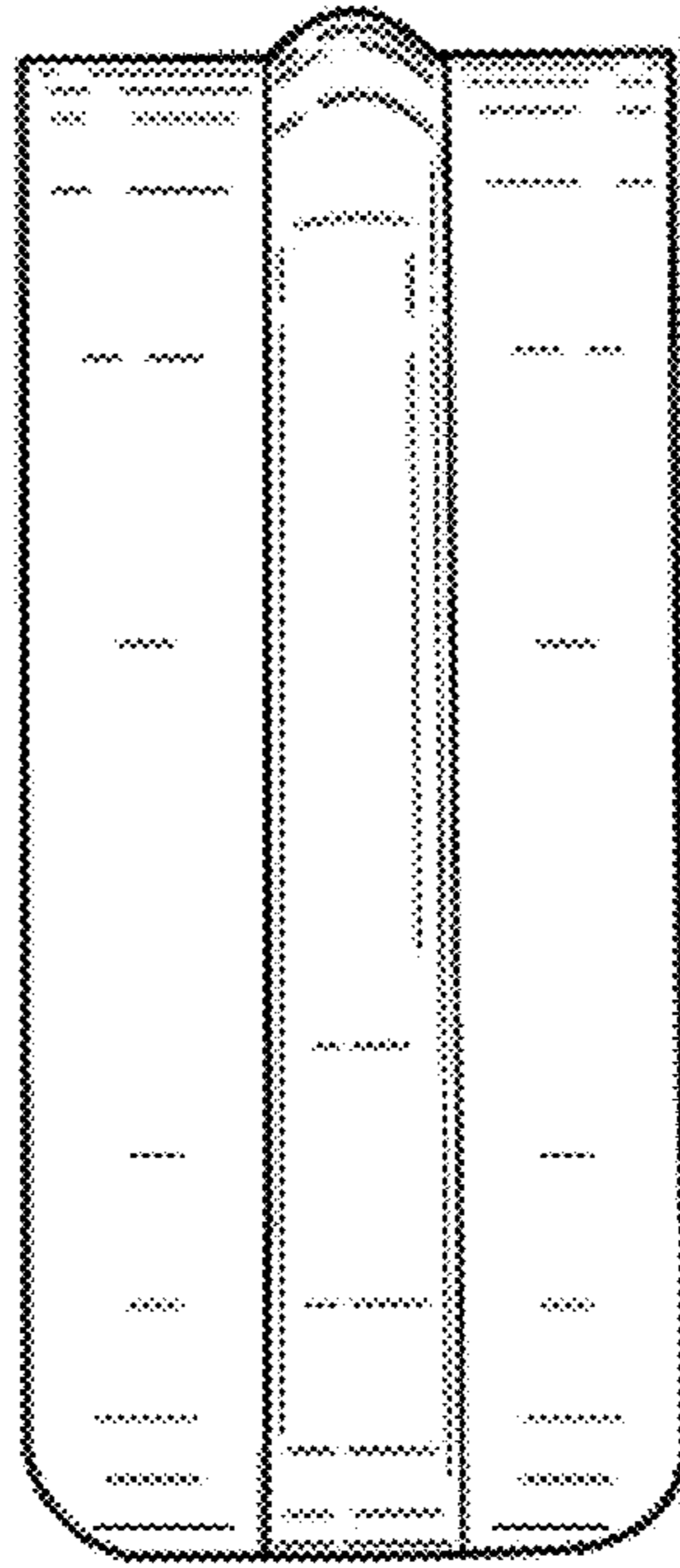


FIG. 3

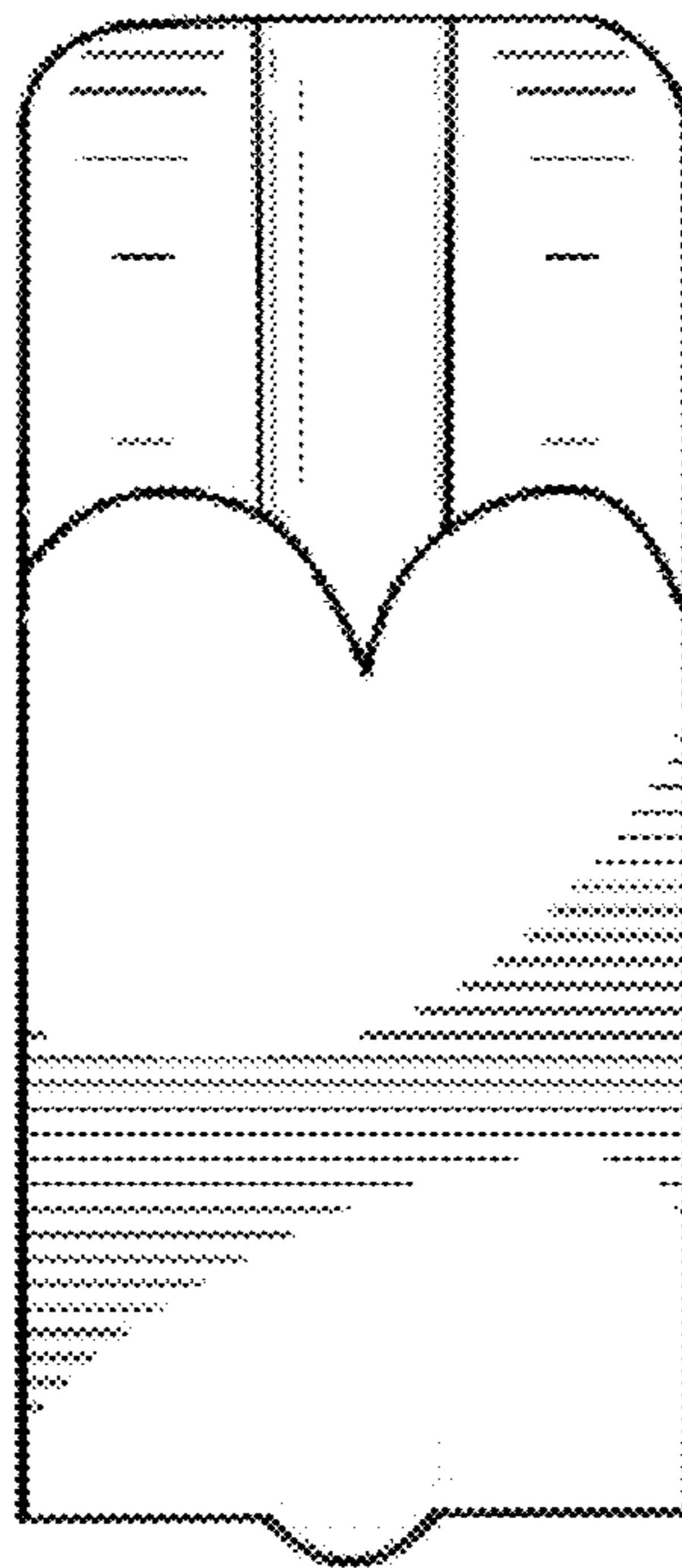


FIG. 4