



US00D822768S

(12) **United States Design Patent**
Puett, III

(10) **Patent No.:** **US D822,768 S**
(45) **Date of Patent:** **** Jul. 10, 2018**

- (54) **SHIRT SWINGER**
- (71) Applicant: **ULTRA SPORT PRODUCTS, LLC**,
Redlands, CA (US)
- (72) Inventor: **Ralph Thomas Puett, III**, Highland,
CA (US)
- (73) Assignee: **ULTRA SPORT PRODUCTS, LLC**,
Redlands, CA (US)
- (**) Term: **15 Years**
- (21) Appl. No.: **29/536,638**
- (22) Filed: **Aug. 18, 2015**
- (51) **LOC (11) Cl.** **21-01**
- (52) **U.S. Cl.**
USPC **D21/400**; D11/172
- (58) **Field of Classification Search**
USPC D21/398, 400, 405, 455, 461, 465, 468;
D20/10, 12, 21, 29, 31, 32, 41, 99;
D10/114.9; D11/44, 48, 53, 81, 83, 99,
D11/101, 125, 128, 141, 157, 160, 166,
D11/168, 172, 174; D23/367, 368;
D3/211; D12/400, 190, 191, 199, 200;
D2/717, 840; 446/236, 240, 242, 266,
446/421, 487, 489, 490; 116/173;
40/218, 586
CPC G09F 17/00; G09F 19/02; G09F 21/02;
G09F 21/026; A63H 37/00; A63H 1/00;
A63H 1/24
See application file for complete search history.

(56) **References Cited**
U.S. PATENT DOCUMENTS

- 2,452,842 A * 11/1948 Davis B60R 13/00
116/173
- D321,786 S * 11/1991 Kraus D11/81
- D323,243 S * 1/1992 Kraus D11/81

- 5,904,116 A * 5/1999 Wyner G09F 17/00
116/173
- D449,859 S * 10/2001 Witteveen D20/42
- 6,769,950 B1 * 8/2004 Suci A63H 33/40
116/173
- D501,893 S * 2/2005 Puett, III D11/172
- 6,913,233 B2 * 7/2005 Puett, III F16B 5/0692
116/173
- D535,006 S * 1/2007 Virani D23/367
- D567,927 S * 4/2008 Salvo D23/366
- 8,082,687 B2 * 12/2011 Cohen G09F 19/02
116/173
- 8,136,209 B1 * 3/2012 Willison G09F 17/00
16/430
- 8,257,135 B2 * 9/2012 Arcovio A63H 37/00
446/242
- 8,291,852 B1 * 10/2012 Cameron G09F 17/00
116/173
- D726,063 S * 4/2015 Thompson D11/81
- 9,044,687 B2 * 6/2015 Walker A63H 37/00
- D743,839 S * 11/2015 Pilok D11/181
- D773,835 S * 12/2016 Puett, III D6/316
- D785,902 S * 5/2017 Puett, III D2/503

(Continued)

Primary Examiner — Catherine A Tuttle

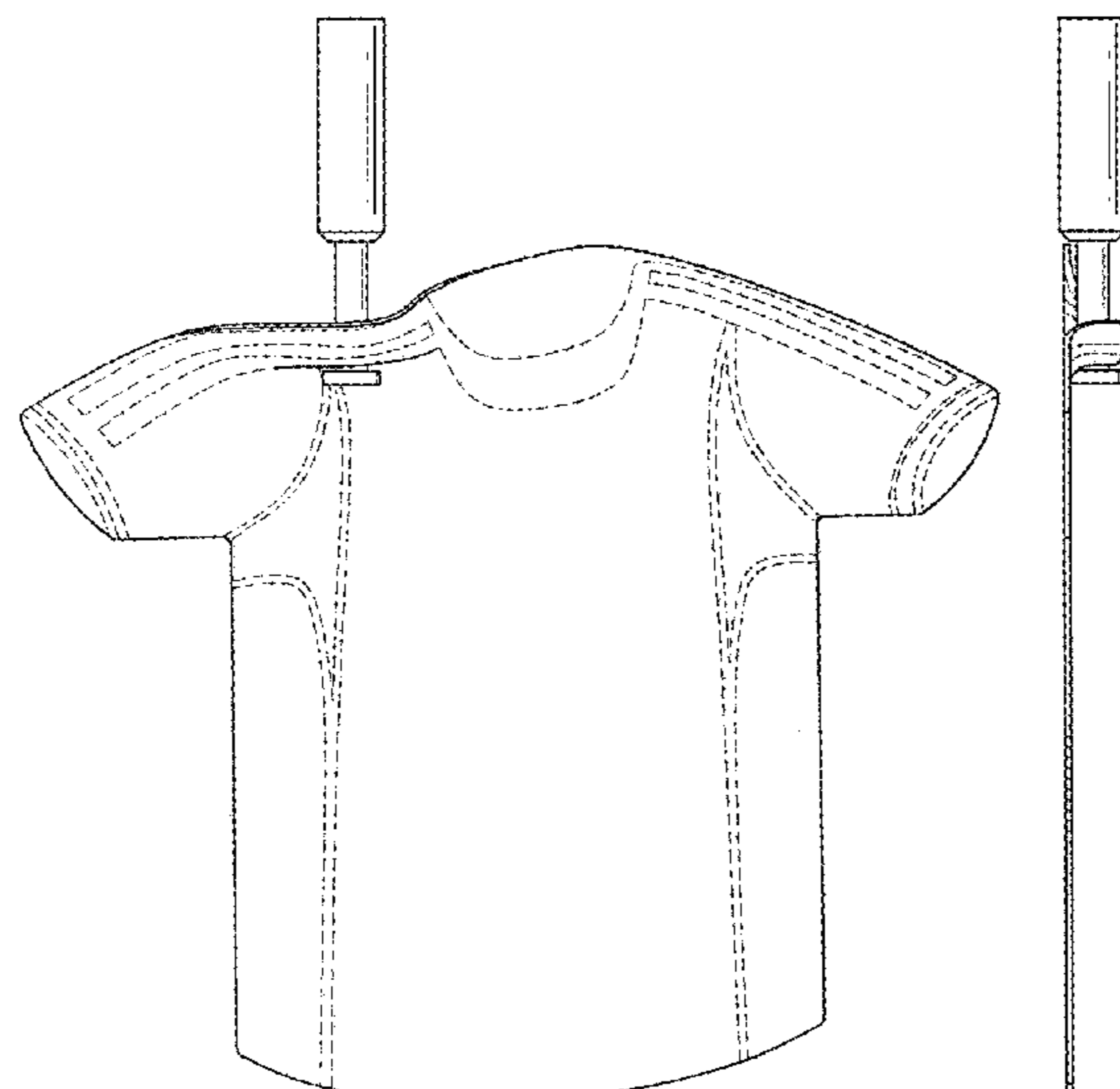
(57) **CLAIM**

I claim the ornamental design for a shirt swinger, as shown and described.

DESCRIPTION

FIG. 1 is a front elevational view of a shirt swinger showing my new design;
 FIG. 2 is a top plan view thereof;
 FIG. 3 is a bottom plan view thereof;
 FIG. 4 is a rear elevational view thereof;
 FIG. 5 is a left side elevational view thereof; and,
 FIG. 6 is a right side elevational view thereof.
 The broken lines showing are included for the purpose of illustrating the surface features that form no part of the claimed design.

1 Claim, 2 Drawing Sheets



(56)

References Cited

U.S. PATENT DOCUMENTS

2005/0098084 A1* 5/2005 Puett, III G09F 17/00
116/173
2007/0281581 A1* 12/2007 Rago A63H 1/24
446/242
2013/0047911 A1* 2/2013 Rasmus G09F 21/02
116/173
2014/0273720 A1* 9/2014 DiNunzio A63H 37/00
446/266

* cited by examiner

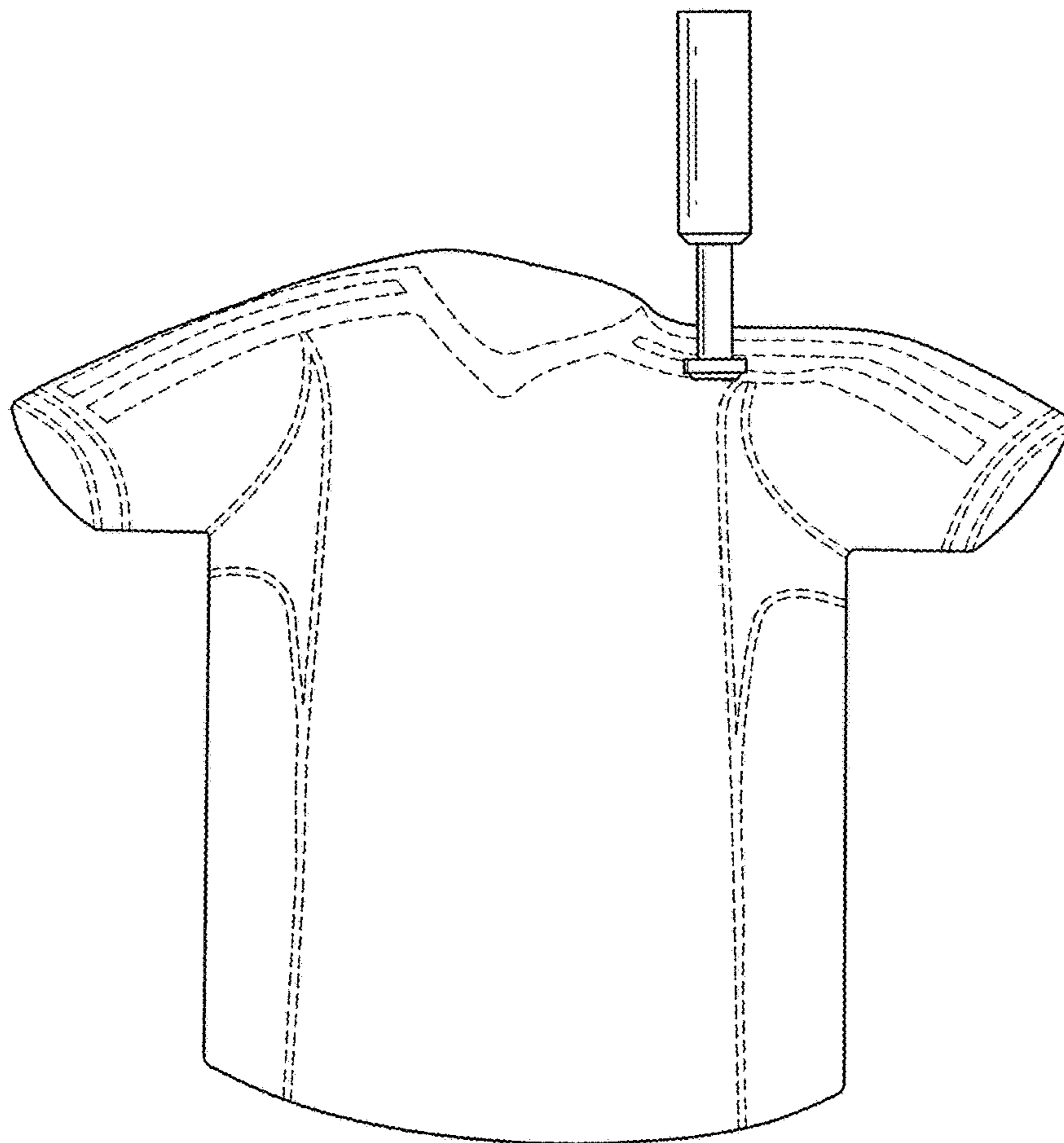


FIG. 1




FIG. 2



FIG. 3

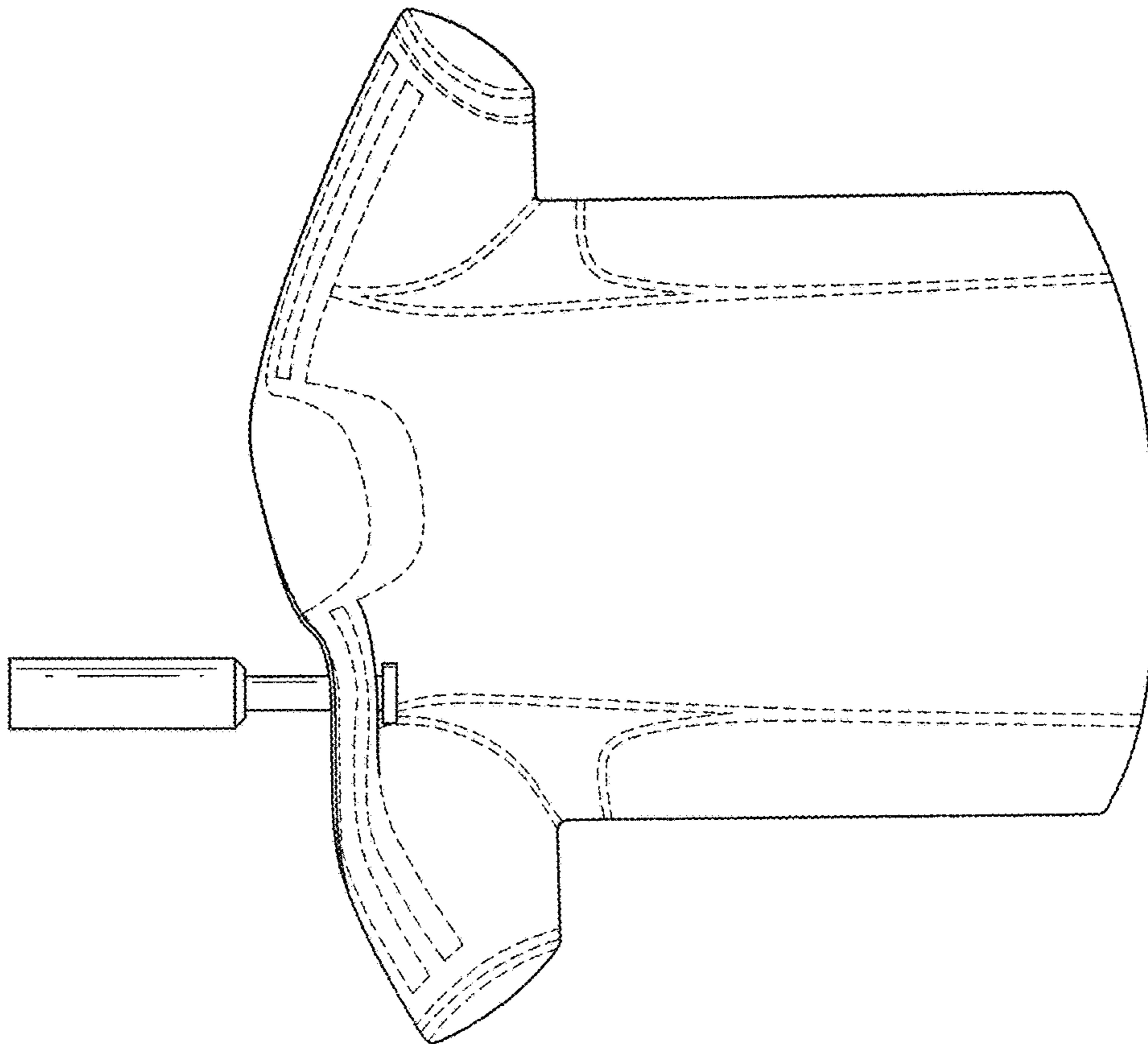


FIG. 4



FIG. 5




FIG. 6