



US00D822724S

(12) **United States Design Patent**
Hänschen

(10) **Patent No.:** **US D822,724 S**
(45) **Date of Patent:** **** Jul. 10, 2018**

(54) **DEVICE FOR METAL DEPOSITION**

(71) Applicant: **Atotech Deutschland GmbH**, Feucht (DE)

(72) Inventor: **Ralf Hänschen**, Wenigerode (DE)

(73) Assignee: **Atotech Deutschland GmbH**, Feucht (DE)

(**) Term: **15 Years**

(21) Appl. No.: **29/575,984**

(22) Filed: **Aug. 30, 2016**

(30) **Foreign Application Priority Data**

Mar. 24, 2016 (EM) 003040997-0001
Mar. 24, 2016 (EM) 003040997-0002

(51) **LOC (11) Cl.** **15-03**

(52) **U.S. Cl.**
USPC **D15/122**

(58) **Field of Classification Search**
USPC D15/122, 123, 144, 144.1, 144.2
CPC B23K 1/0008; B23K 1/0016; B23K 2201/40; B23K 2203/50; B23K 26/361; B23K 26/40; B23K 35/025
See application file for complete search history.

(56) **References Cited**

U.S. PATENT DOCUMENTS

D489,077 S * 4/2004 Bloch D15/122
D676,882 S * 2/2013 Mueller D15/122

D711,948 S * 8/2014 Son D15/199
D753,734 S * 4/2016 Hanschen D15/122
D759,738 S * 6/2016 Schonherr D15/122
D797,822 S * 9/2017 Grobe D15/122
D799,569 S * 10/2017 Cesar D15/122

* cited by examiner

Primary Examiner — Ian Simmons

Assistant Examiner — Khawaja Anwar

(74) *Attorney, Agent, or Firm* — Tucker Ellis LLP

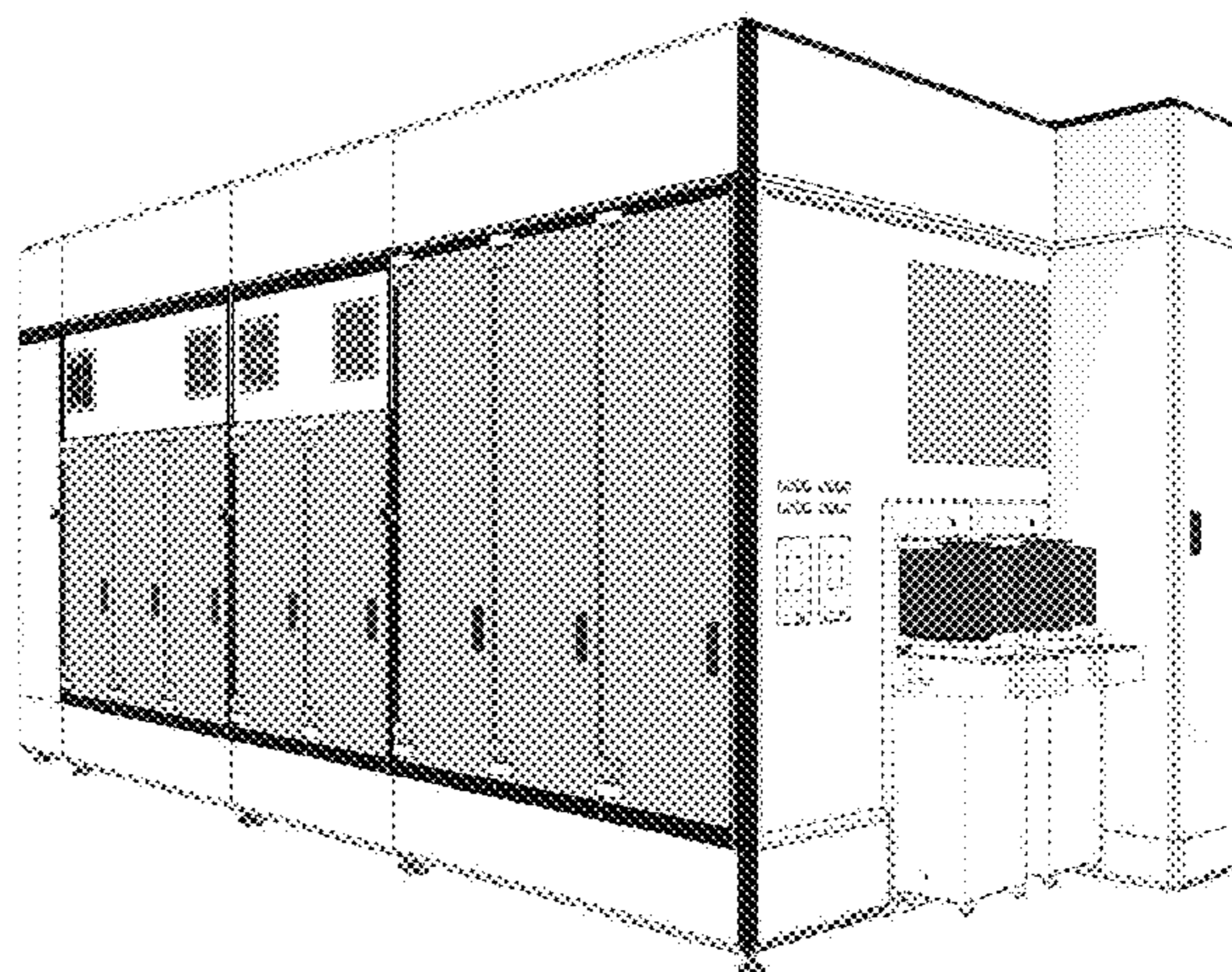

(57) **CLAIM**

The ornamental design for a device for metal deposition, as shown and described.

DESCRIPTION

FIG. 1 is a front view of a device for metal deposition showing my new design.
FIG. 2 is a rear view thereof.
FIG. 3 is a left side view thereof.
FIG. 4 is a right side view thereof.
FIG. 5 is a perspective view thereof; and,
FIG. 6 is another perspective view thereof.
The broken lines are for the purpose of illustrating portions of the device for metal deposition and form no part of the claimed design.

1 Claim, 6 Drawing Sheets



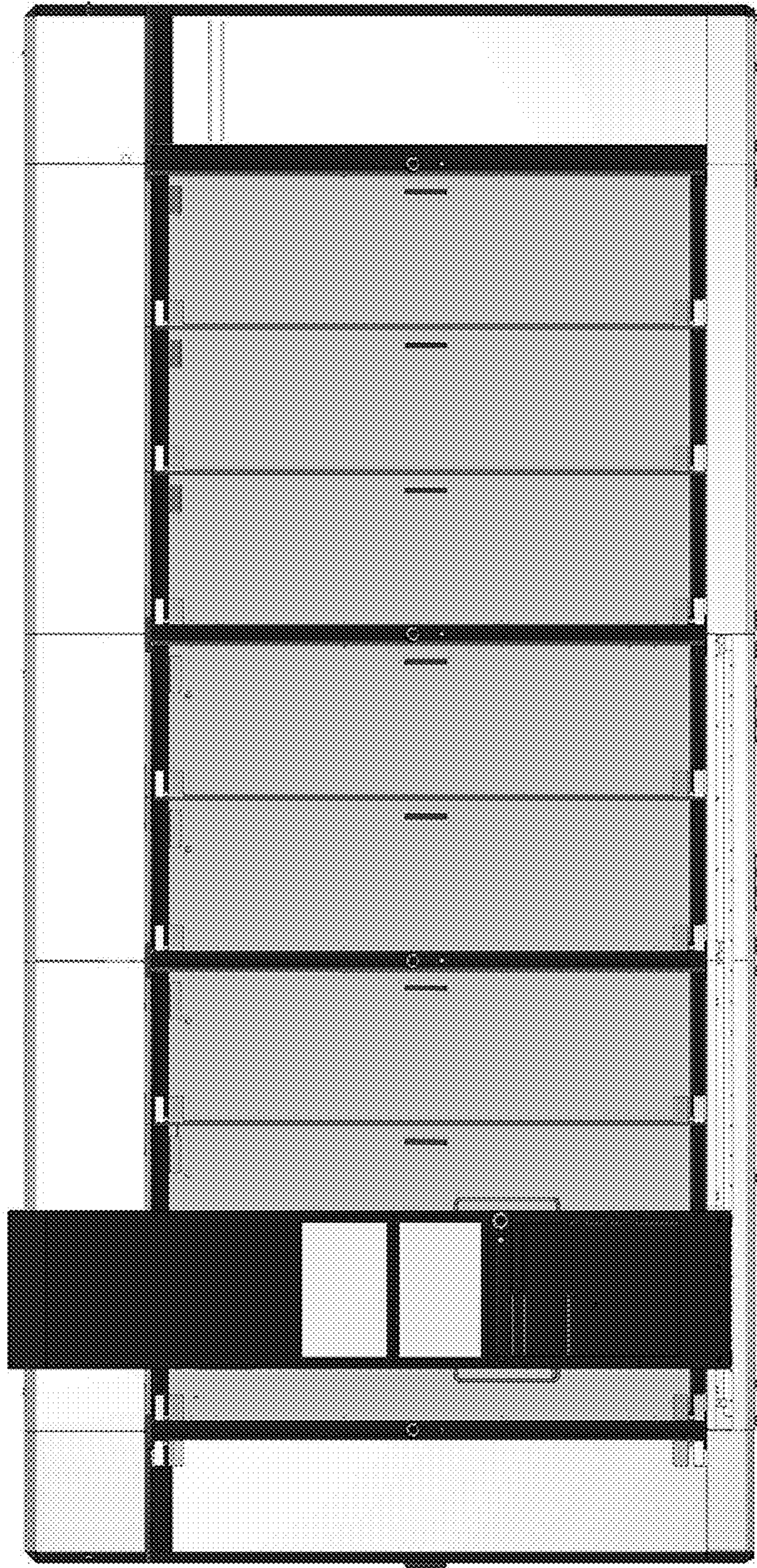


FIG. 1

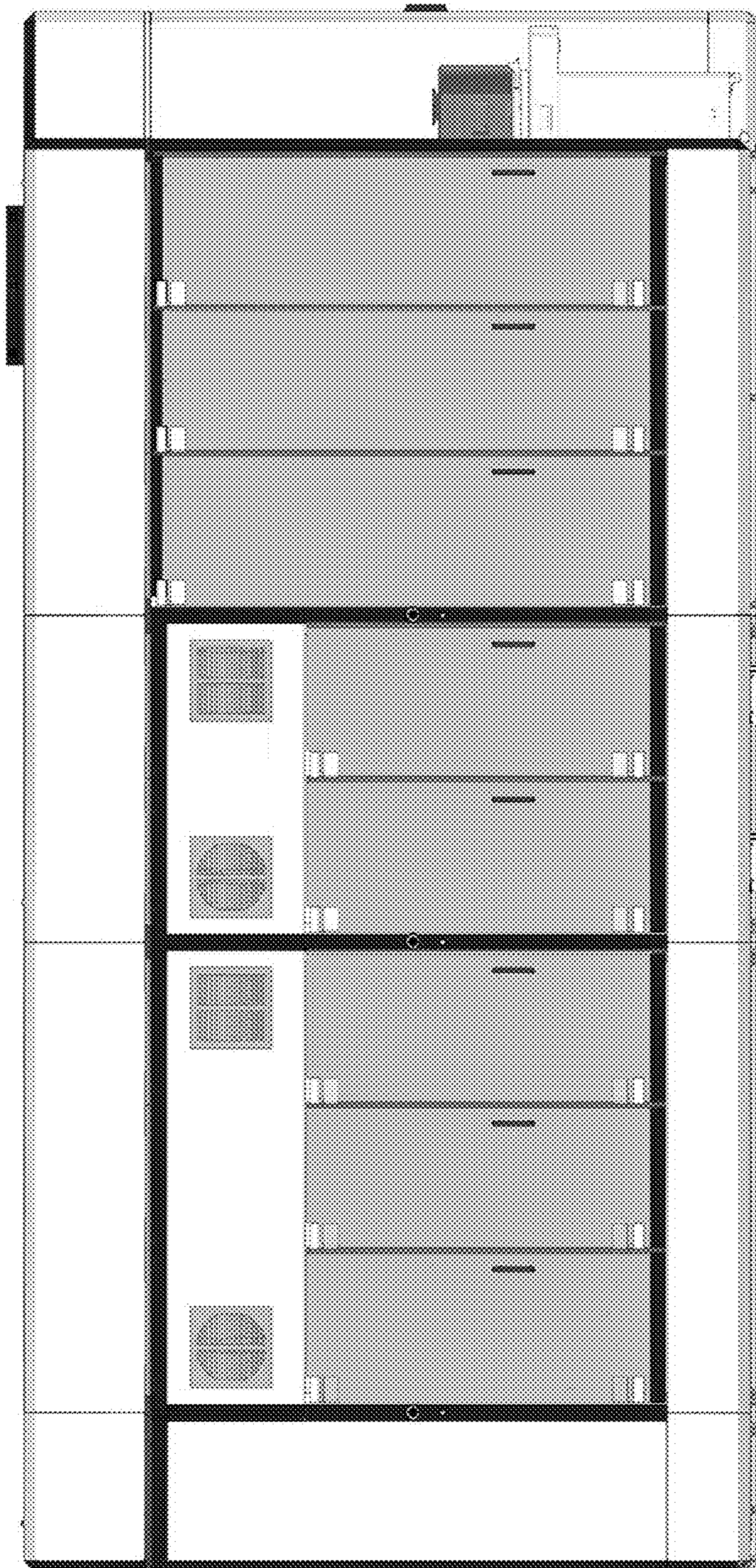


FIG. 2




FIG. 3




FIG. 4




FIG. 5

