



US00D822688S

(12) **United States Design Patent** (10) **Patent No.:** **US D822,688 S**
Lee et al. (45) **Date of Patent:** **** Jul. 10, 2018**

(54) **DISPLAY SCREEN WITH A TRANSITIONAL GRAPHICAL USER INTERFACE**

- (71) Applicant: **Medidata Solutions, Inc.**, New York, NY (US)
- (72) Inventors: **David Lee**, New York, NY (US); **Joshua Hartman**, Fort Washington, PA (US); **John Savage**, Fair Haven, NJ (US); **Richard Kwock**, Foster City, CA (US); **Michael Elashoff**, Hillsborough, CA (US); **Pramod Somashekar**, Brooklyn, NY (US)
- (73) Assignee: **Medidata Solutions, Inc.**, New York, NY (US)
- (**) Term: **15 Years**
- (21) Appl. No.: **29/603,701**
- (22) Filed: **May 11, 2017**

Related U.S. Application Data

- (62) Division of application No. 29/535,475, filed on Aug. 6, 2015, now Pat. No. Des. 787,526.
- (51) **LOC (11) Cl.** **14-03**
- (52) **U.S. Cl.**
USPC **D14/485**
- (58) **Field of Classification Search**
USPC D14/485-495; D18/26, 31-33; D20/11, D20/12, 23-25, 29-32, 36-38; 715/702, 715/764, 838, 765; 705/3, 2, 179; 706/12
CPC G06F 3/048; G06F 3/0481; G06F 3/0482; G06F 3/04817; G06F 3/04812; G06Q 10/10; G06Q 50/22; G06Q 10/06393
See application file for complete search history.

(56) **References Cited**

U.S. PATENT DOCUMENTS

D693,358 S	*	11/2013	Perry	D14/486
D740,299 S	*	10/2015	Wetherell	D14/485
D744,512 S	*	12/2015	Shin	D14/486
D754,678 S	*	4/2016	Seo	D14/485
D755,202 S	*	5/2016	Seo	D14/485
D757,066 S	*	5/2016	Seo	D14/486
D759,095 S	*	6/2016	Seo	D14/488
D759,096 S	*	6/2016	Seo	D14/486
D760,268 S	*	6/2016	Kim	D14/487

(Continued)

Primary Examiner — Rhea Shields

(74) Attorney, Agent, or Firm — Steptoe & Johnson LLP; Robert Greenfeld

(57) **CLAIM**

The ornamental design for a display screen with a transitional graphical user interface, as shown and described.

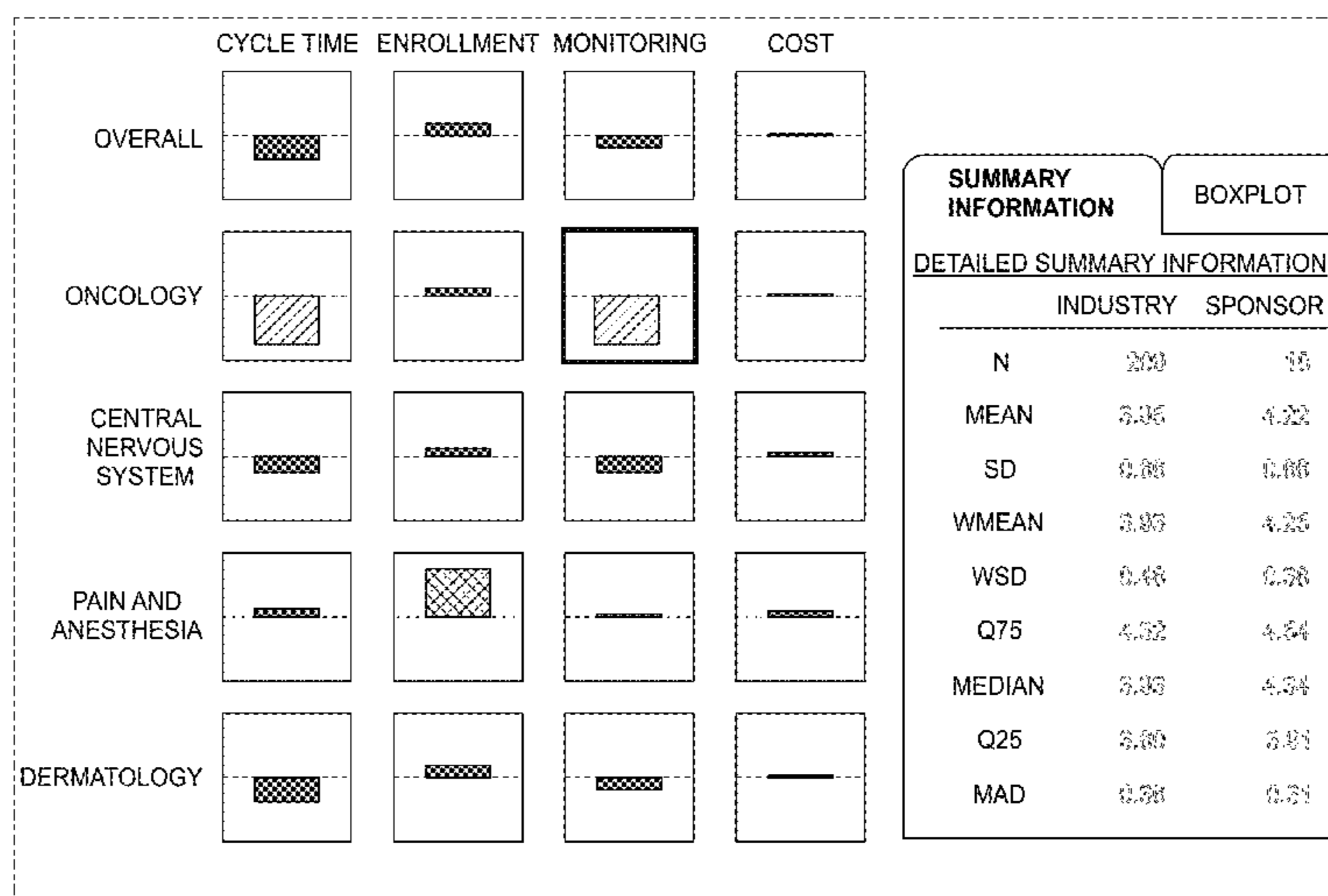
DESCRIPTION

FIG. 1 is a first image of a display screen with a transitional graphical user interface showing our new design; FIG. 2 is a second image thereof; FIG. 3 is a third image thereof; FIG. 4 is a fourth image thereof; FIG. 5 is a fifth image thereof; and, FIG. 6 is a sixth image thereof.

The outermost broken line boundary is for the purpose of illustrating the display screen and forms no part of the claimed design. Within the outermost boundary, the broken lines showing the outlined text and other portions of the graphical user interface are for the purpose of illustrating portions of the transitional graphical user interface that forms no part of the claimed design.

The appearance of the transitional image sequentially transitions between the images shown in FIGS. 1-6. The process or period that one image transitions to another image forms no part of the claimed design.

1 Claim, 6 Drawing Sheets



(56)

References Cited

U.S. PATENT DOCUMENTS

D761,290 S * 7/2016 Chen D14/486
D761,825 S * 7/2016 Kim D14/486
D762,232 S * 7/2016 Howard D14/486
D763,893 S * 8/2016 Kisselev D14/486
D765,686 S * 9/2016 Kim D14/486
D766,286 S * 9/2016 Lee D14/486
D766,288 S * 9/2016 Lee D14/486
D766,306 S * 9/2016 Mao D14/487
D787,526 S * 5/2017 Lee D14/485
2015/0120725 A1 * 4/2015 de Vries G06Q 10/10
707/736
2015/0178244 A1 * 6/2015 Shields G16H 50/30
702/179
2015/0178873 A1 * 6/2015 Shields G06Q 50/22
705/2
2015/0346976 A1 * 12/2015 Karunamuni G06F 3/04817
715/765
2016/0180245 A1 * 6/2016 Tereshkov G06F 17/30557
706/12
2016/0180275 A1 * 6/2016 Piazza G06Q 10/06393
705/2
2016/0180276 A1 * 6/2016 Bound G06Q 10/06393
705/2
2016/0203296 A1 * 7/2016 Bound G06F 19/363
705/3
2016/0224559 A1 * 8/2016 Hicks G06F 17/30554
2016/0292163 A1 * 10/2016 He G06F 17/30528
2017/0222963 A1 * 8/2017 Jobanputra H04L 51/16
2017/0351844 A1 * 12/2017 Lee G06F 19/363
2018/0034764 A1 * 2/2018 Jobanputra H04L 51/32

* cited by examiner

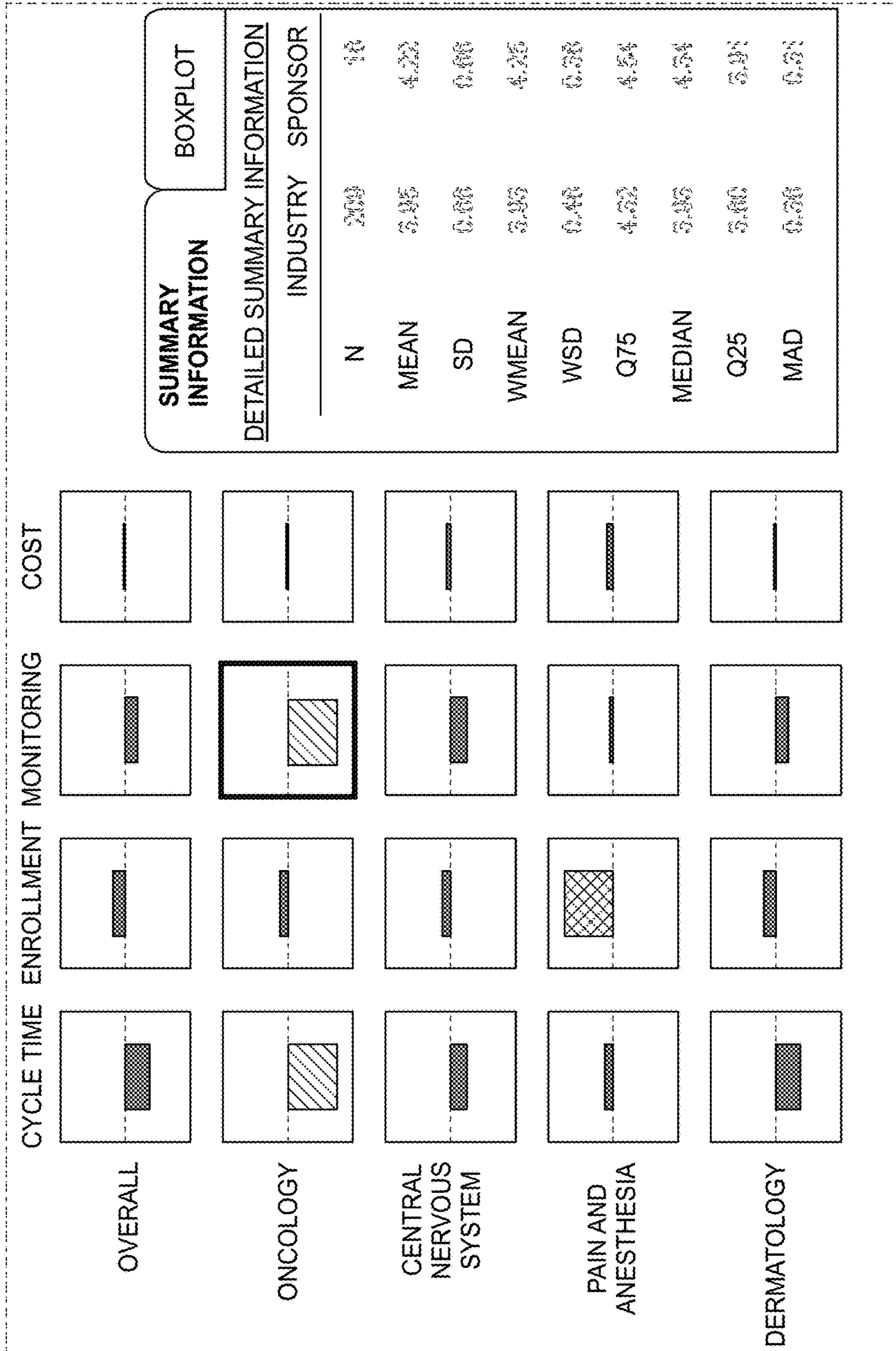


FIG. 1

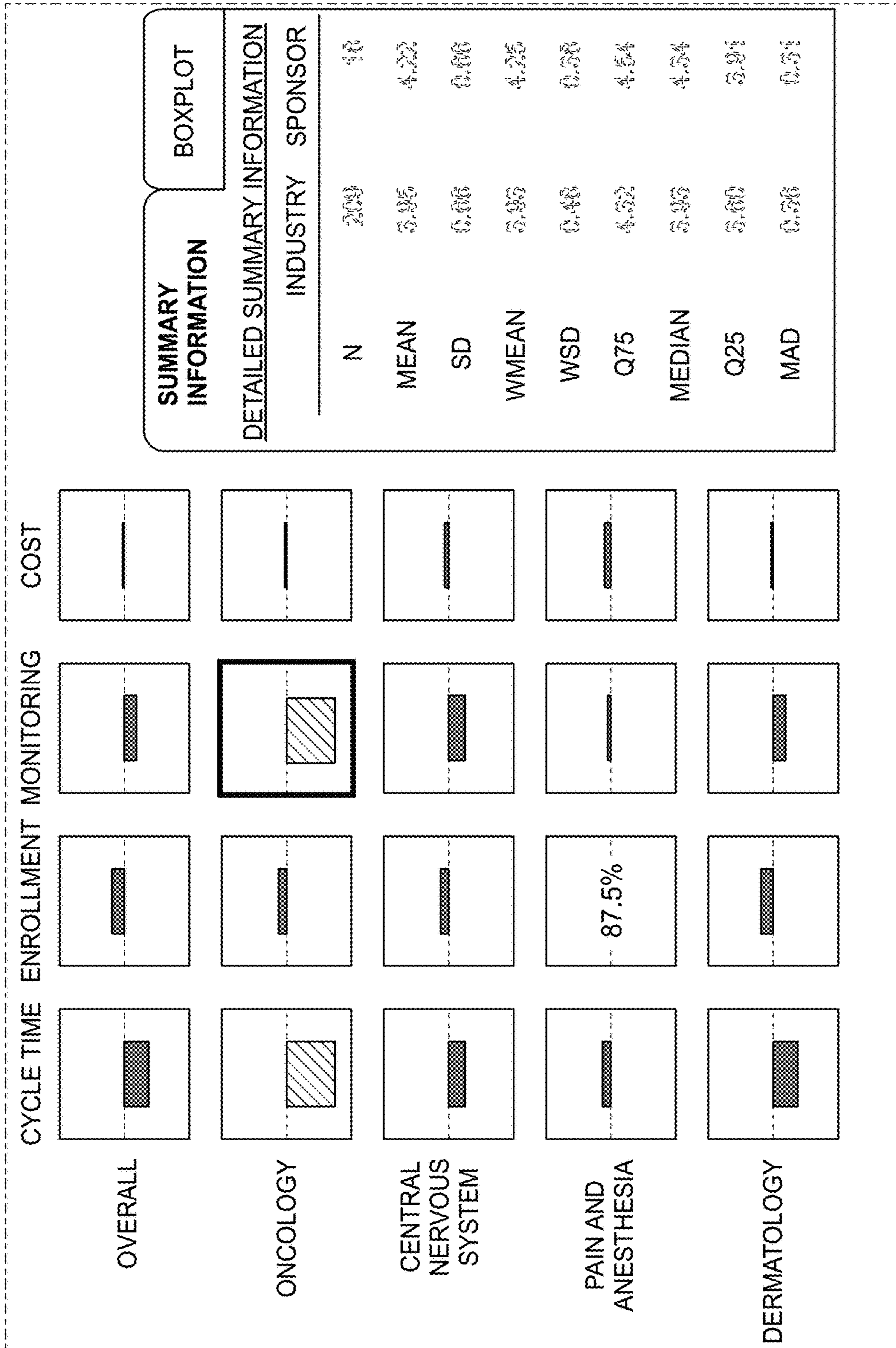


FIG. 2




FIG. 3




FIG. 4

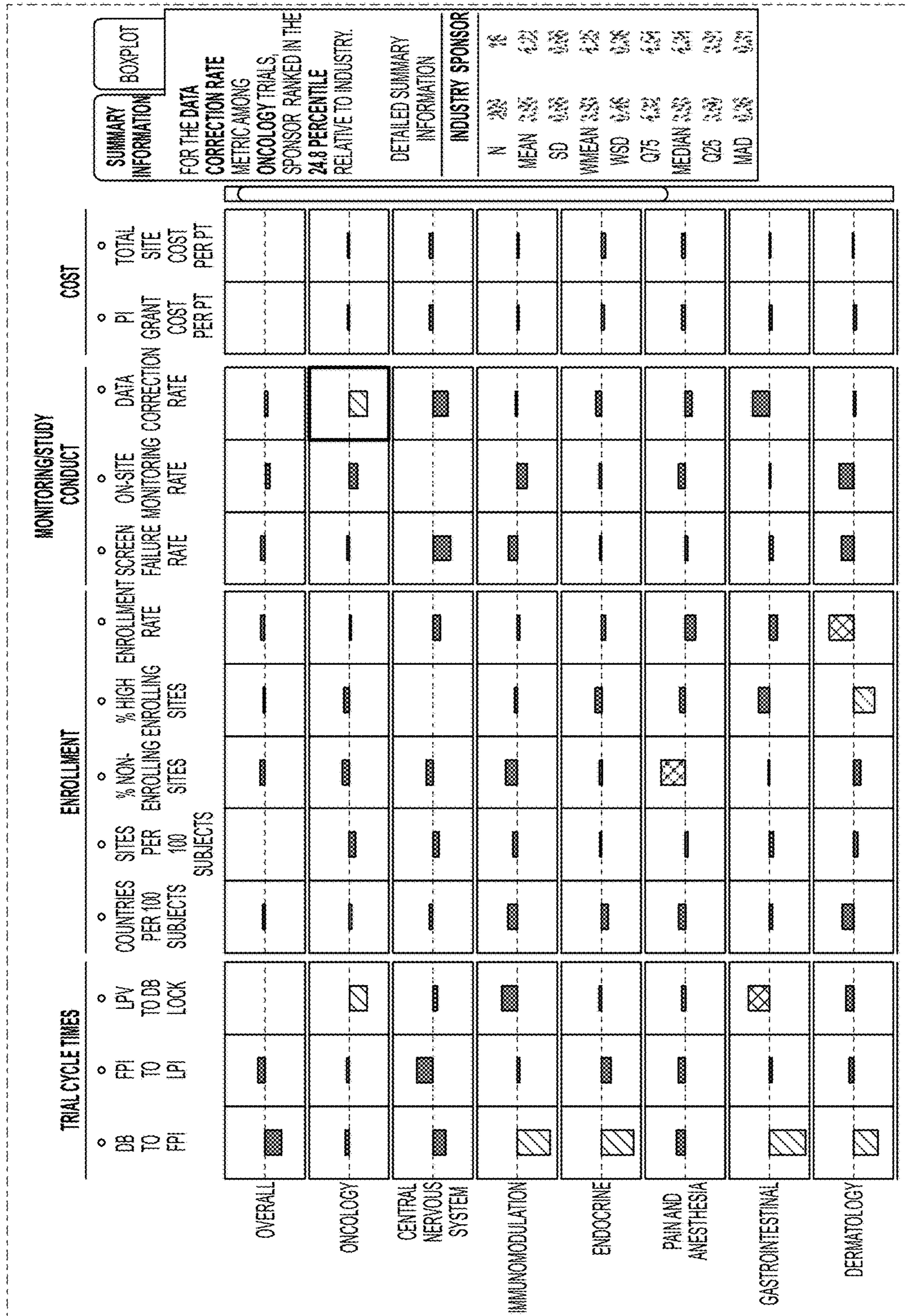


FIG. 5

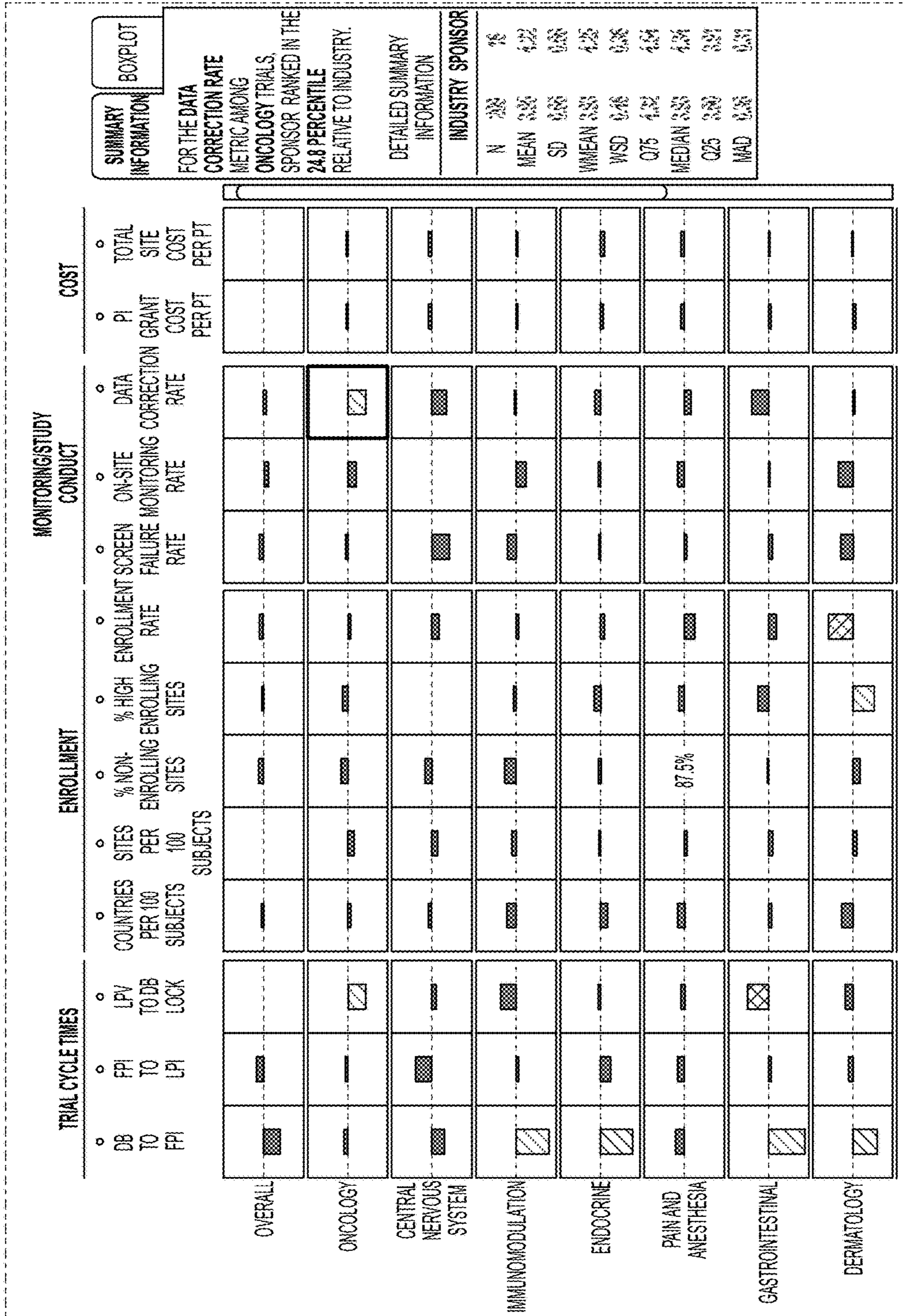


FIG. 6