



US00D822683S

(12) **United States Design Patent** (10) **Patent No.:** **US D822,683 S**
Leininger et al. (45) **Date of Patent:** **** Jul. 10, 2018**

(54) **DISPLAY SCREEN OR PORTION THEREOF WITH GRAPHICAL USER INTERFACE**

(71) Applicant: **AGCO Corporation**, Hesston, KS (US)

(72) Inventors: **Jay Leininger**, Hesston, KS (US);
Joshua Ekholm, Hesston, KS (US);
Jared Koch, Hesston, KS (US); **Gerald R. Johnson**, Hesston, KS (US)

(73) Assignee: **AGCO Corporation**, Duluth, GA (US)

(**) Term: **15 Years**

(21) Appl. No.: **29/588,404**

(22) Filed: **Dec. 20, 2016**

(51) **LOC (11) Cl.** **14-04**

(52) **U.S. Cl.**
USPC **D14/485**

(58) **Field of Classification Search**
USPC D14/485-495
CPC G06F 17/211; G06F 17/212; G06F 3/1251;
G06F 3/0481; G06F 2203/04807
See application file for complete search history.

(56) **References Cited**

U.S. PATENT DOCUMENTS

D341,848 S *	11/1993	Bigelow	D14/492
5,634,821 A *	6/1997	Crane, Jr.	H01R 13/26
				439/660
D437,342 S *	2/2001	Kramer	D18/27
D525,631 S *	7/2006	Kaminaga	D14/489
D563,990 S *	3/2008	Okuyama	D14/492
D574,847 S *	8/2008	O'Donnell	D14/492
D576,635 S *	9/2008	Nathan	D14/488
D588,607 S *	3/2009	O'Donnell	D14/489
D619,593 S *	7/2010	Fujioka	D14/485
D623,657 S *	9/2010	Fitzmaurice	D14/488
D662,511 S *	6/2012	Want	D14/491
D667,426 S *	9/2012	Randall	D14/489

D678,323 S *	3/2013	Yoshida	D14/493
8,406,964 B2	3/2013	Baumgarten et al.		
D712,910 S *	9/2014	Liao	D14/486
8,935,060 B2	1/2015	Baumgarten et al.		
D724,617 S *	3/2015	Shin	D14/487
D726,761 S *	4/2015	Park	D14/489
D727,342 S *	4/2015	Omiya	D14/486
D731,535 S *	6/2015	Seo	D14/488
D732,072 S *	6/2015	Ying	D14/489
D733,723 S *	7/2015	Brinda	D14/486
D740,316 S *	10/2015	Kim	D14/489
D740,317 S *	10/2015	Seo	D14/489
D760,284 S *	6/2016	Lee	D14/489
D761,308 S *	7/2016	Jewitt	D14/489
D761,804 S *	7/2016	Hirai	D14/485
9,403,536 B2	8/2016	Bollin et al.		
D779,551 S *	2/2017	Mensing	D14/489
9,629,308 B2	4/2017	Scholer et al.		
D791,829 S *	7/2017	Kang	D14/492

(Continued)

Primary Examiner — Darlington Ly
Assistant Examiner — Daniel J Domino

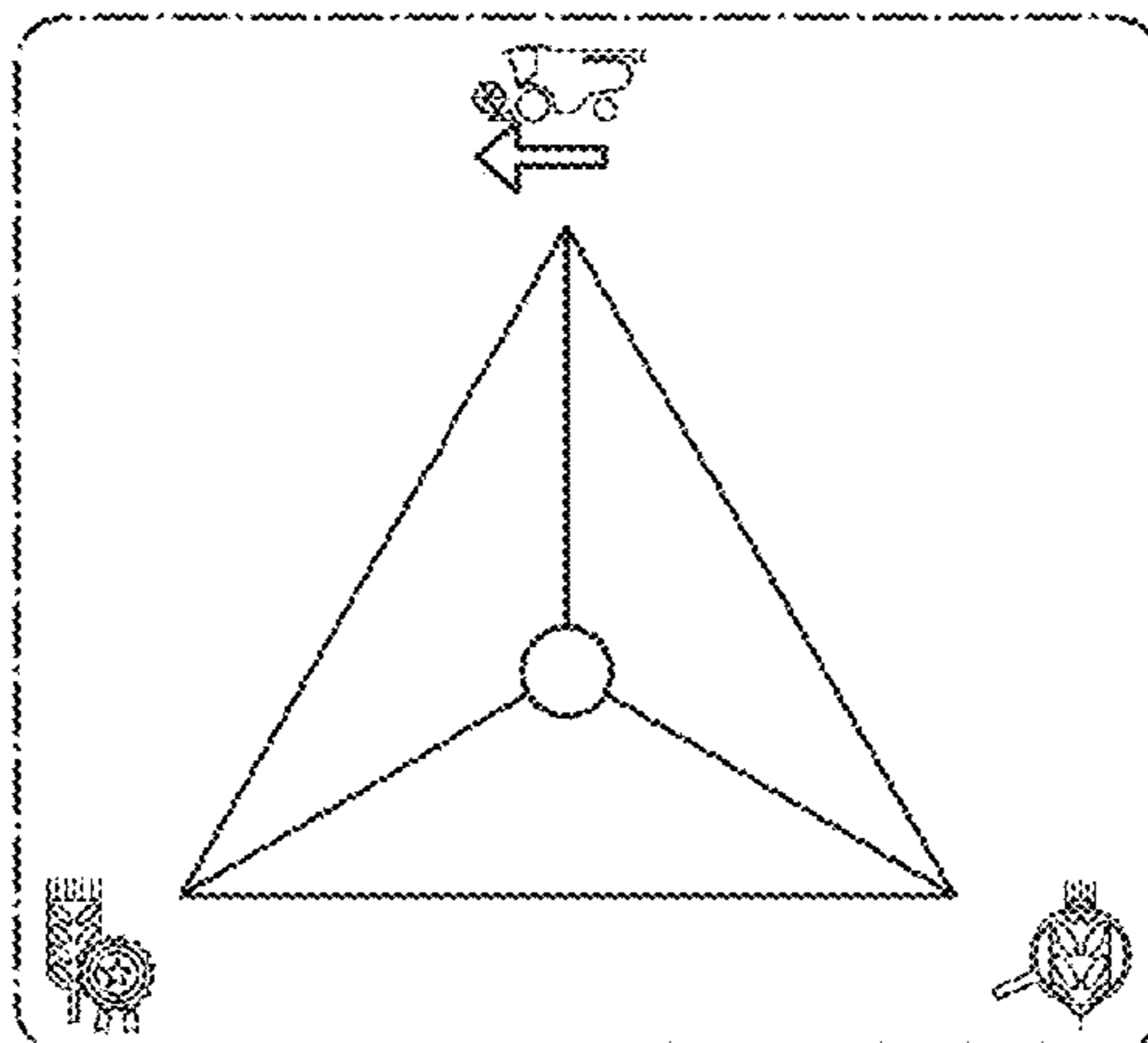
(57) **CLAIM**

The ornamental design for a display screen or portion thereof with graphical user interface, as shown and described.

DESCRIPTION

FIG. 1 is a front view of a graphical user interface for a display screen or portion thereof showing our new design. FIG. 2 is a front view of another embodiment of our new design. FIG. 3 is a front view of another embodiment of our new design; and, FIG. 4 is a front view of another embodiment of our new design. The dot-dash broken lines showing a display screen or portion thereof illustrate portions of the article and form no part of the claimed design.

1 Claim, 3 Drawing Sheets



(56)

References Cited

U.S. PATENT DOCUMENTS

D796,526 S *	9/2017	Kim	D14/485
D798,321 S *	9/2017	Lieb	D14/486
D801,376 S *	10/2017	Paulik	D14/487
2007/0097115 A1 *	5/2007	Ok	G06F 3/04815 345/419
2016/0052525 A1	2/2016	Tuncer et al.	
2017/0160916 A1	6/2017	Baumgarten et al.	

* cited by examiner

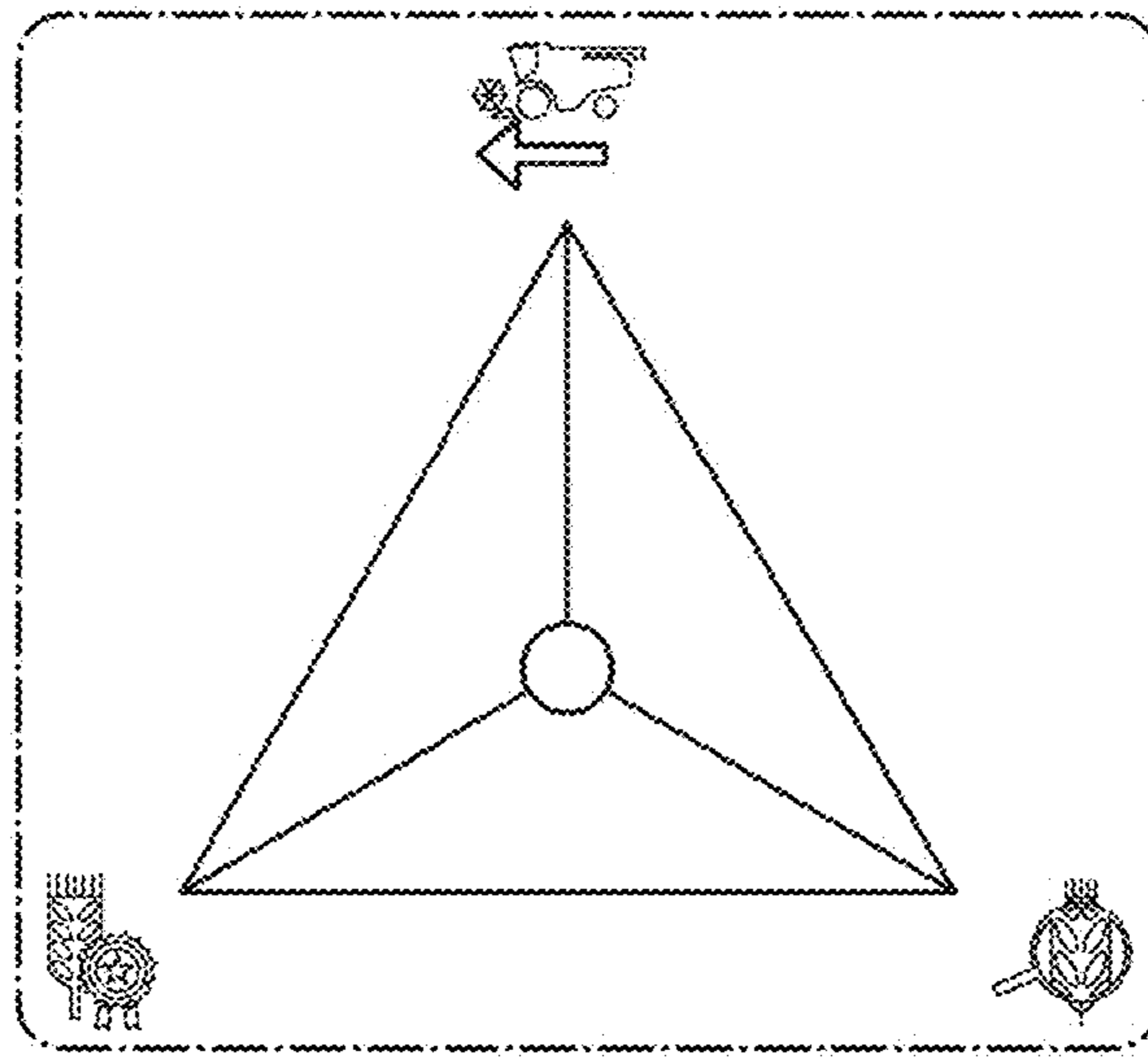


Fig. 1

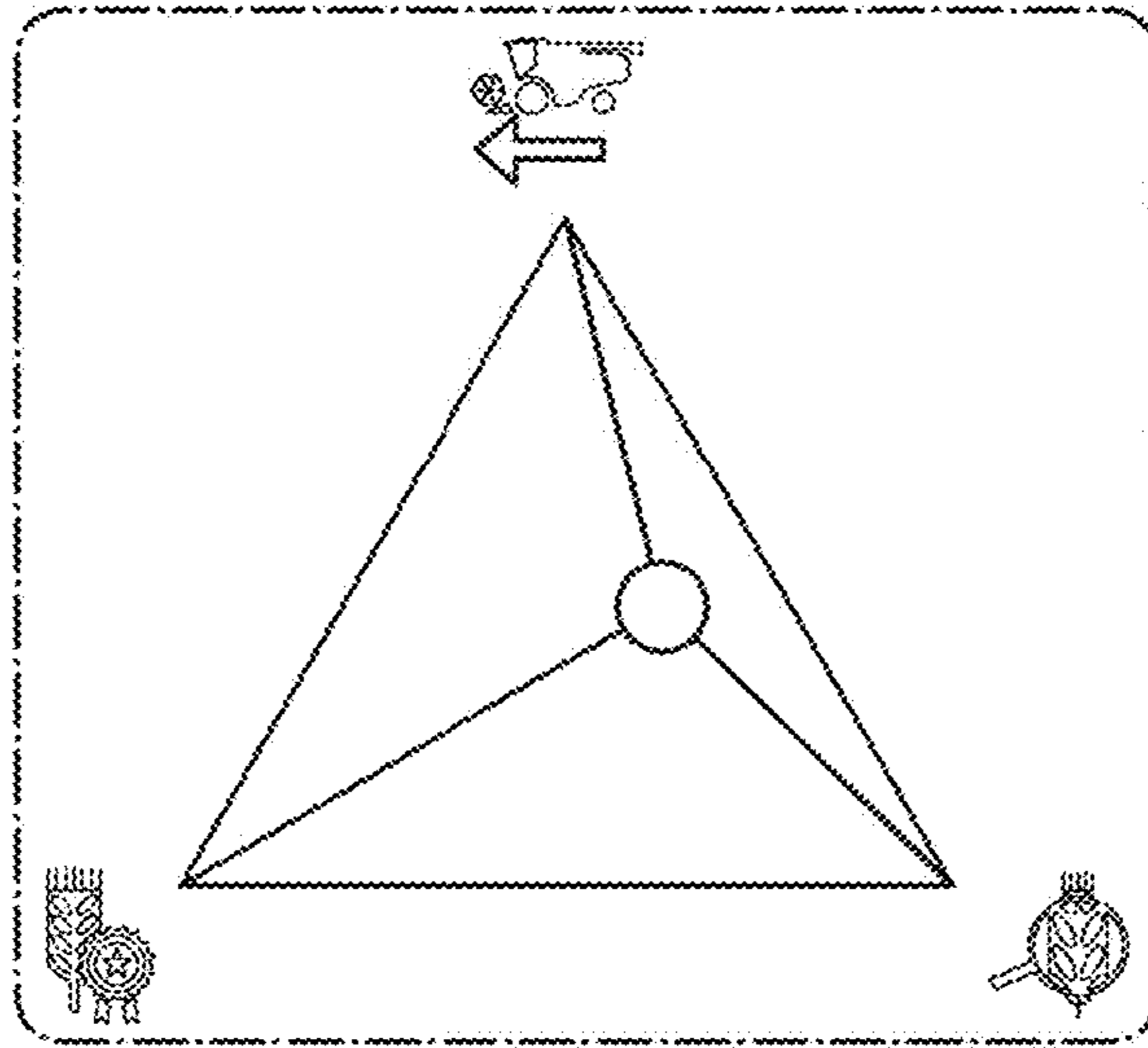


Fig. 2

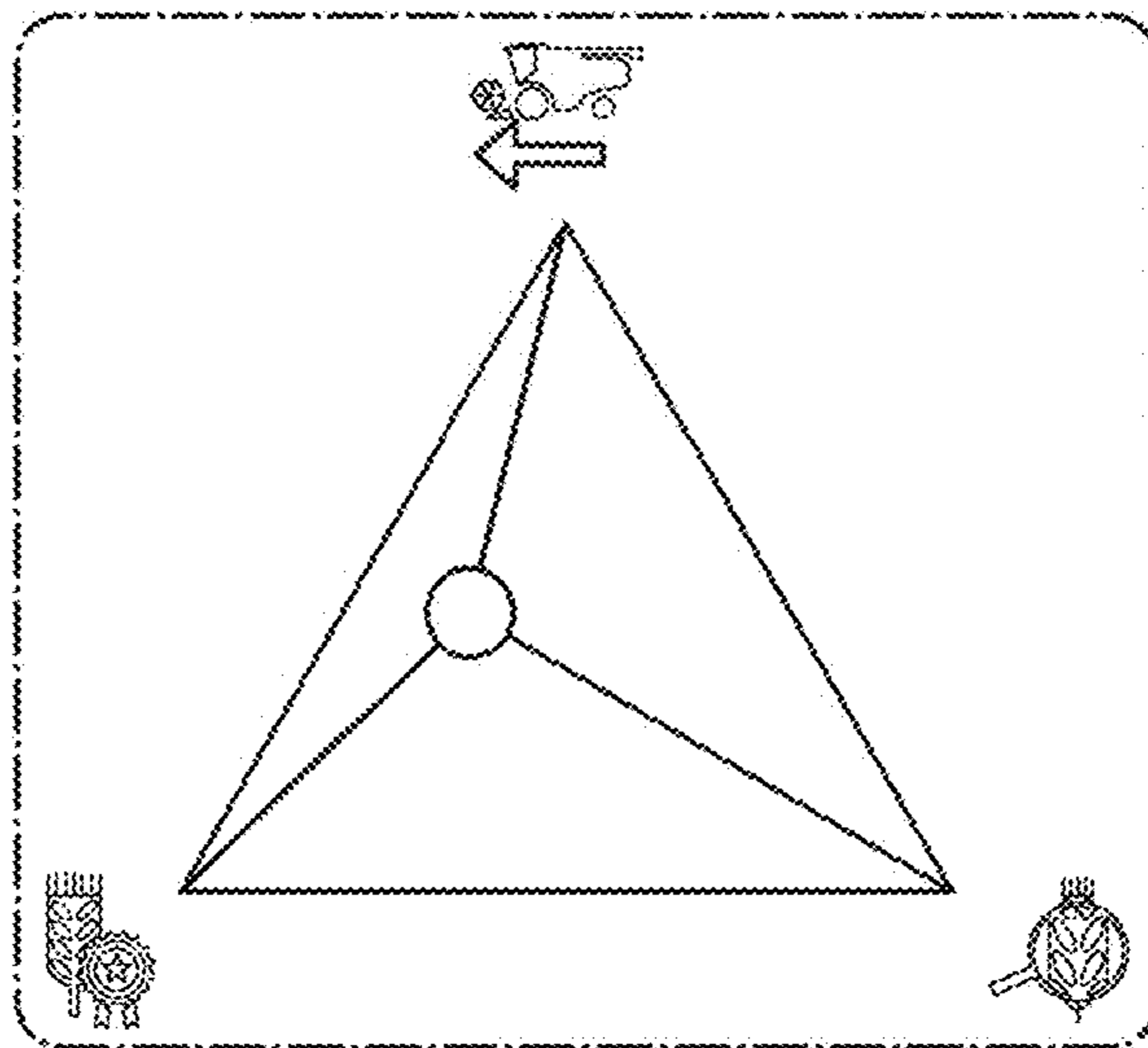


Fig. 3

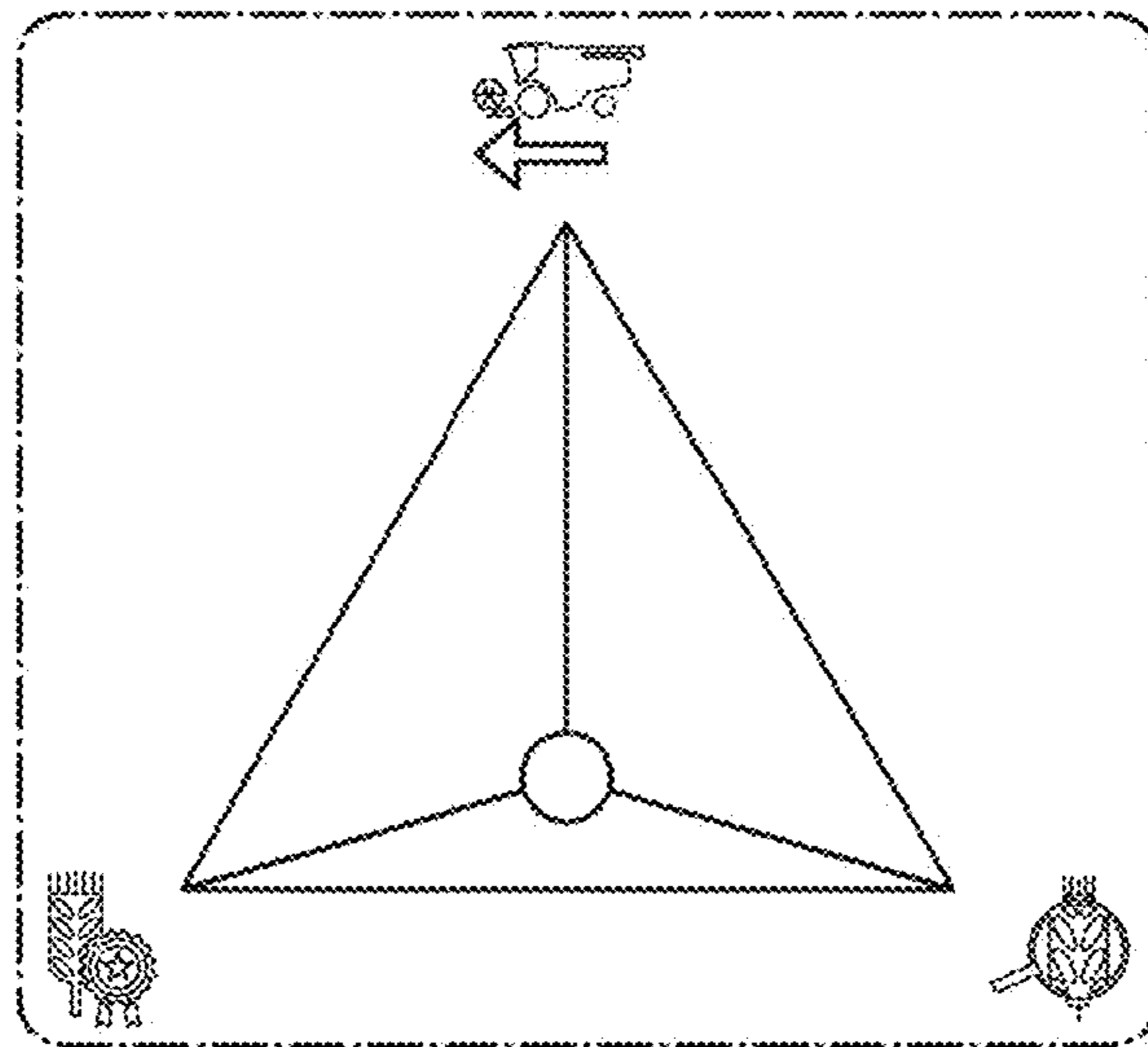


Fig. 4