



US00D822674S

(12) **United States Design Patent** (10) **Patent No.:** **US D822,674 S**
Zhu (45) **Date of Patent:** **** Jul. 10, 2018**

(54) **KEYBOARD WITH COVER**

(71) Applicant: **Bluefinger Electronics Co., LTD,**
Dongguan (CN)

(72) Inventor: **Dajun Zhu,** Dongguan (CN)

(**) Term: **15 Years**

(21) Appl. No.: **29/619,182**

(22) Filed: **Sep. 27, 2017**

(51) **LOC (11) Cl.** **14-02**

(52) **U.S. Cl.**
USPC **D14/455**

(58) **Field of Classification Search**
USPC D14/240, 315, 391-399, 443, 455, 456,
D14/433; 206/45.23, 320, 45.2; 200/5 A,
200/5 R, 6 A, 6 R; 361/679.08, 679.09,
361/679.55, 679.59, 679.17, 679.44,
361/679.41, 679.01, 679.26
CPC G06F 1/162; G06F 1/1683; G06F 1/1624;
G06F 1/1628; G06F 1/1632; G06F
1/1616; F16M 11/04; F16M 11/041;
B60R 11/02; B60R 11/0241; B60R
11/0258; B60R 11/0252; A45F 5/021;
A45F 2005/025; H04M 1/00; H04M 1/04;
H04M 1/06; H04M 1/11; H04B 1/3877;
H04B 1/3888

See application file for complete search history.

(56) **References Cited**

U.S. PATENT DOCUMENTS

D624,911 S * 10/2010 Lee D14/315
D674,399 S * 1/2013 Welch D14/455
D675,625 S * 2/2013 Hasbrook D14/440
D712,413 S * 9/2014 Fukai D14/440
8,922,982 B1 * 12/2014 Chen F16M 11/10
361/679.08

D721,081 S * 1/2015 Hirst D14/440
D730,915 S * 6/2015 Lee D14/455
D733,150 S * 6/2015 Sirichai D14/440
9,348,366 B2 * 5/2016 Fathollahi G06F 1/1628
D779,494 S * 2/2017 Hallier D14/252
D781,282 S * 3/2017 Hsu D14/315
D787,500 S * 5/2017 Akana D14/315
D790,552 S * 6/2017 Zhang D14/440
D792,412 S * 7/2017 Zhang D14/440
D792,885 S * 7/2017 Zhang D14/440
D792,887 S * 7/2017 Zhang D14/440
9,715,254 B2 * 7/2017 Mori G06F 1/1662
D795,879 S * 8/2017 Hunter D14/440
D795,881 S * 8/2017 Akana D14/440
D807,363 S * 1/2018 Hallier D14/440
D807,892 S * 1/2018 Wang D14/440
2012/0103855 A1 * 5/2012 Gaddis, II G06F 1/1628
206/521
2016/0187937 A1 * 6/2016 Ahee G06F 1/1681
361/679.09

* cited by examiner

Primary Examiner — Lakiya G Rogers
Assistant Examiner — Harold E Blackwell, II
(74) *Attorney, Agent, or Firm* — Karthik Murthy; Murthy
Patent Law PLLC


(57) **CLAIM**

The ornamental design for a keyboard with cover, as shown and described.

DESCRIPTION

FIG. 1 is a top while open view of a keyboard with cover showing my new design;
FIG. 2 is a front side while closed view thereof;
FIG. 3 is a top while closed view thereof;
FIG. 4 is a right side while closed view thereof;
FIG. 5 is a left side while closed view thereof;
FIG. 6 is a rear side while closed view thereof; and,
FIG. 7 is a bottom while closed view thereof.

1 Claim, 7 Drawing Sheets






FIG. 1

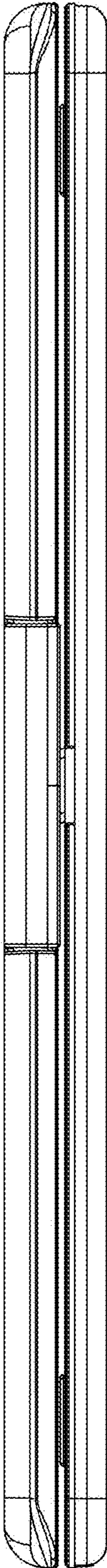


FIG. 2

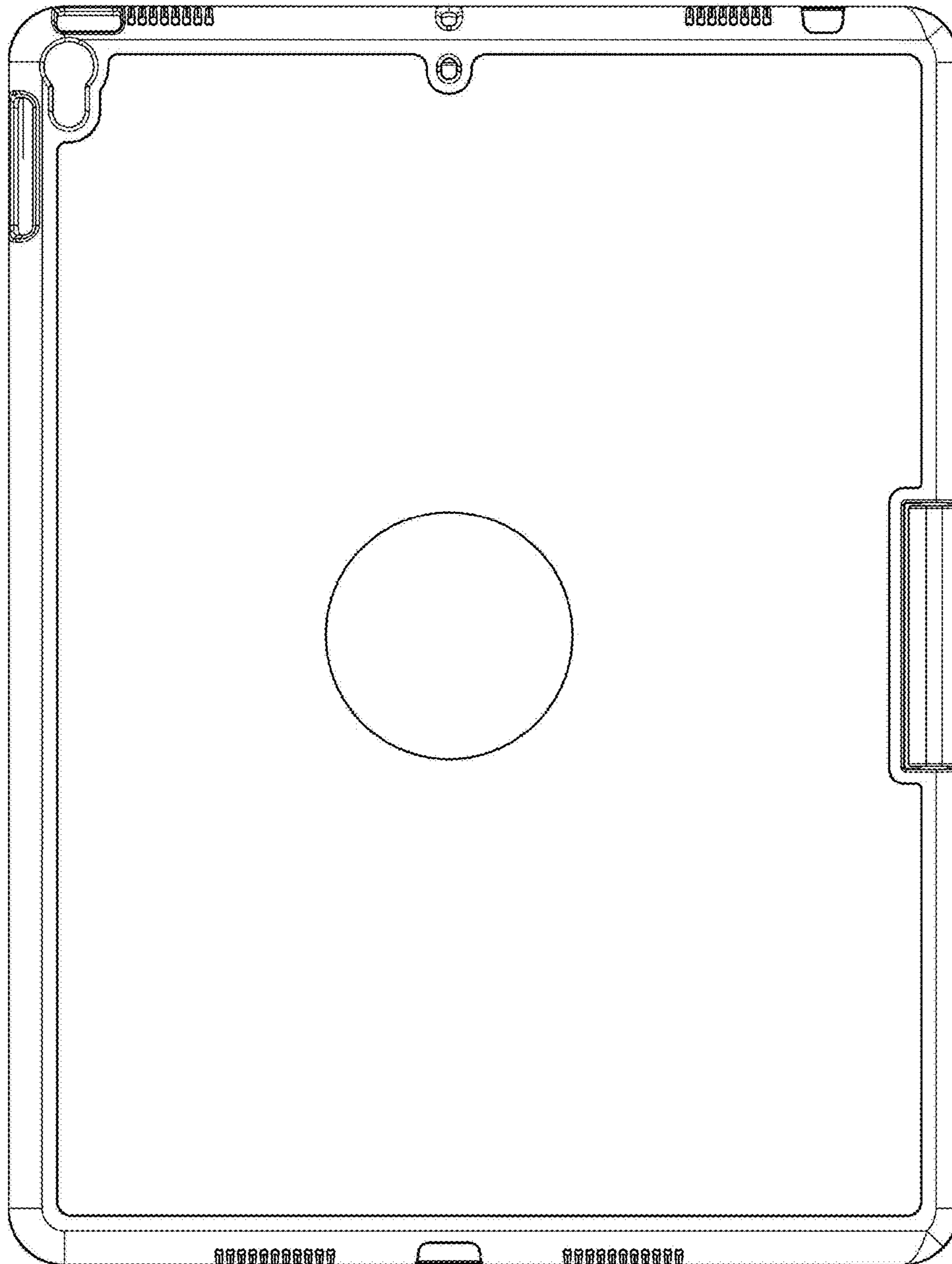


FIG. 3

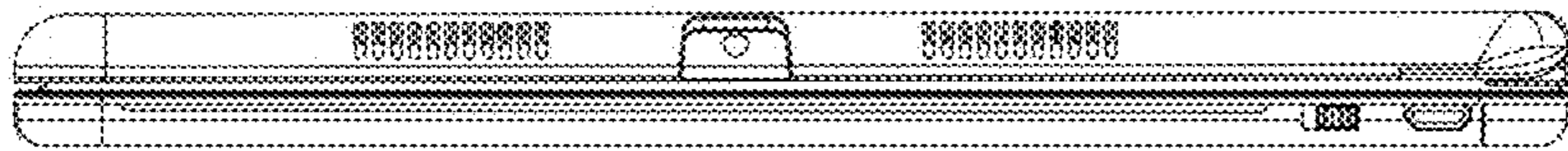


FIG. 4



FIG. 5




FIG. 6




FIG. 7