



US00D822647S

(12) **United States Design Patent**
Bonikowski

(10) **Patent No.:** **US D822,647 S**
(45) **Date of Patent:** **** Jul. 10, 2018**

(54) **MICROPHONE**
(71) Applicant: **ZYLIA SPOLKA Z OGRANICZONA ODPOWIEDZIALNOSCIA**, Poznań (PL)
(72) Inventor: **Michal Bonikowski**, Poznań (PL)
(73) Assignee: **ZYLIA SPOLKA Z OGRANICZONA ODPOWIEDZIALNOSCIA**, Poznan (PL)
(**) Term: **15 Years**

(21) Appl. No.: **29/588,863**

(22) Filed: **Dec. 23, 2016**

(30) **Foreign Application Priority Data**

Jun. 27, 2016 (EM) 003244508-0001

(51) **LOC (11) Cl.** **14-01**

(52) **U.S. Cl.**
USPC **D14/228**

(58) **Field of Classification Search**
USPC D14/227, 225, 226, 228, 216, 215;
181/150, 198, 153, 154; 381/363, 386;
D3/302; D9/668; D21/709; D11/131,
D11/109; D19/196, 82; D99/30;
428/13; D28/82
CPC . H04R 25/00; H04R 5/00; H04R 1/02; H04R
1/34; H05K 5/00

See application file for complete search history.

(56) **References Cited**

U.S. PATENT DOCUMENTS

2,188,150 A * 1/1940 Malat H04M 1/15
248/185.1
2,243,712 A * 5/1941 Levy F21V 21/30
362/275

2,263,408 A * 11/1941 Lakhovsky H04R 1/34
181/242
D134,595 S * 12/1942 Van Es D26/63
D145,100 S * 6/1946 Muller-Munk D28/78
2,840,842 A * 7/1958 Kaheny G09F 23/00
118/264
2,881,850 A * 4/1959 Bonn H04R 1/288
181/153
D186,892 S * 12/1959 Wilber D14/211
3,026,956 A * 3/1962 Wilber H04R 1/021
181/153
3,083,979 A * 4/1963 Boyd A63B 19/02
280/206
3,099,452 A * 7/1963 Fericola A63B 69/3655
215/228

(Continued)

Primary Examiner — Paula Allen Greene

(74) *Attorney, Agent, or Firm* — SoCal IP Law Group
LLP; Nikki M. Dossman; Steven C. Sereboff

(57) **CLAIM**

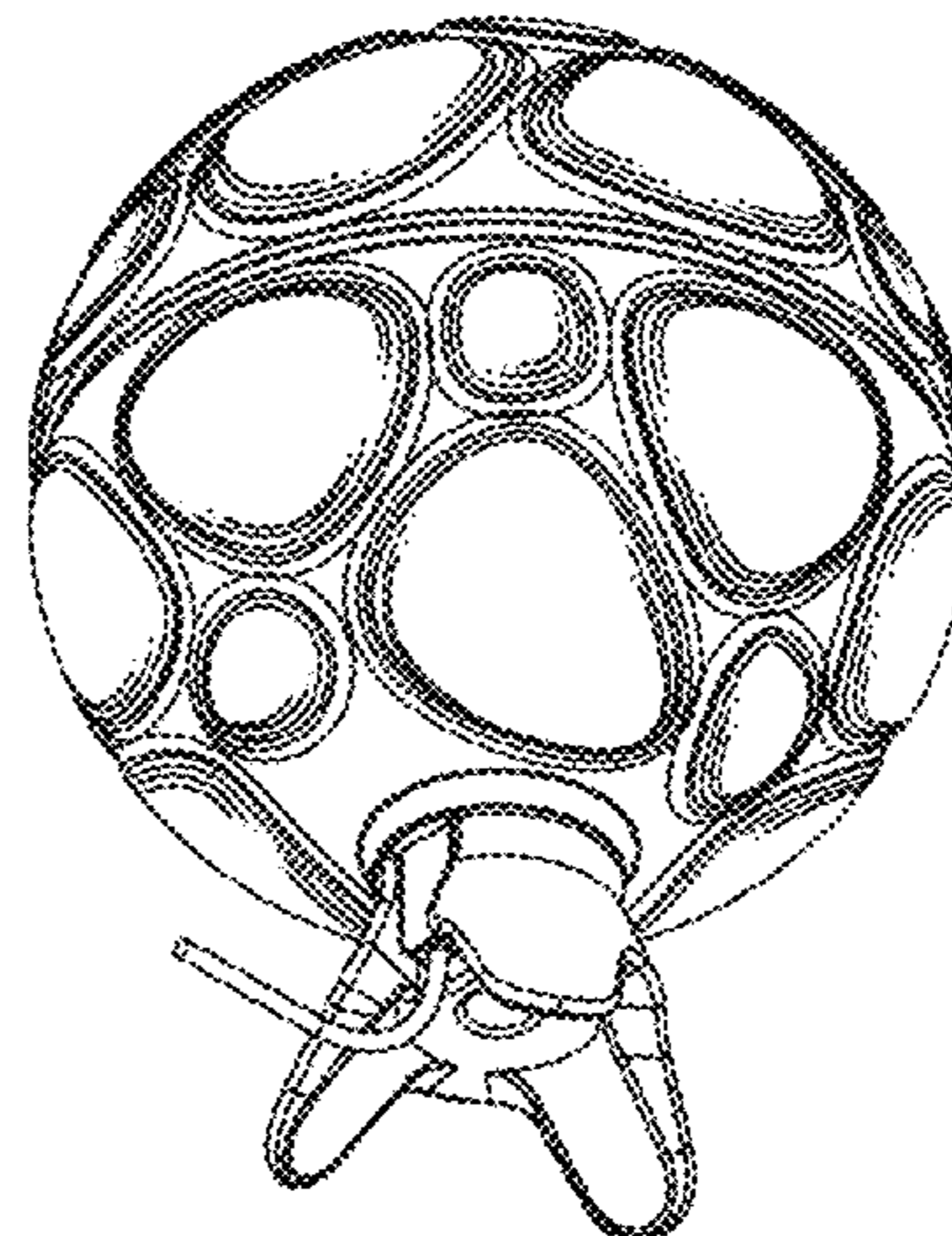
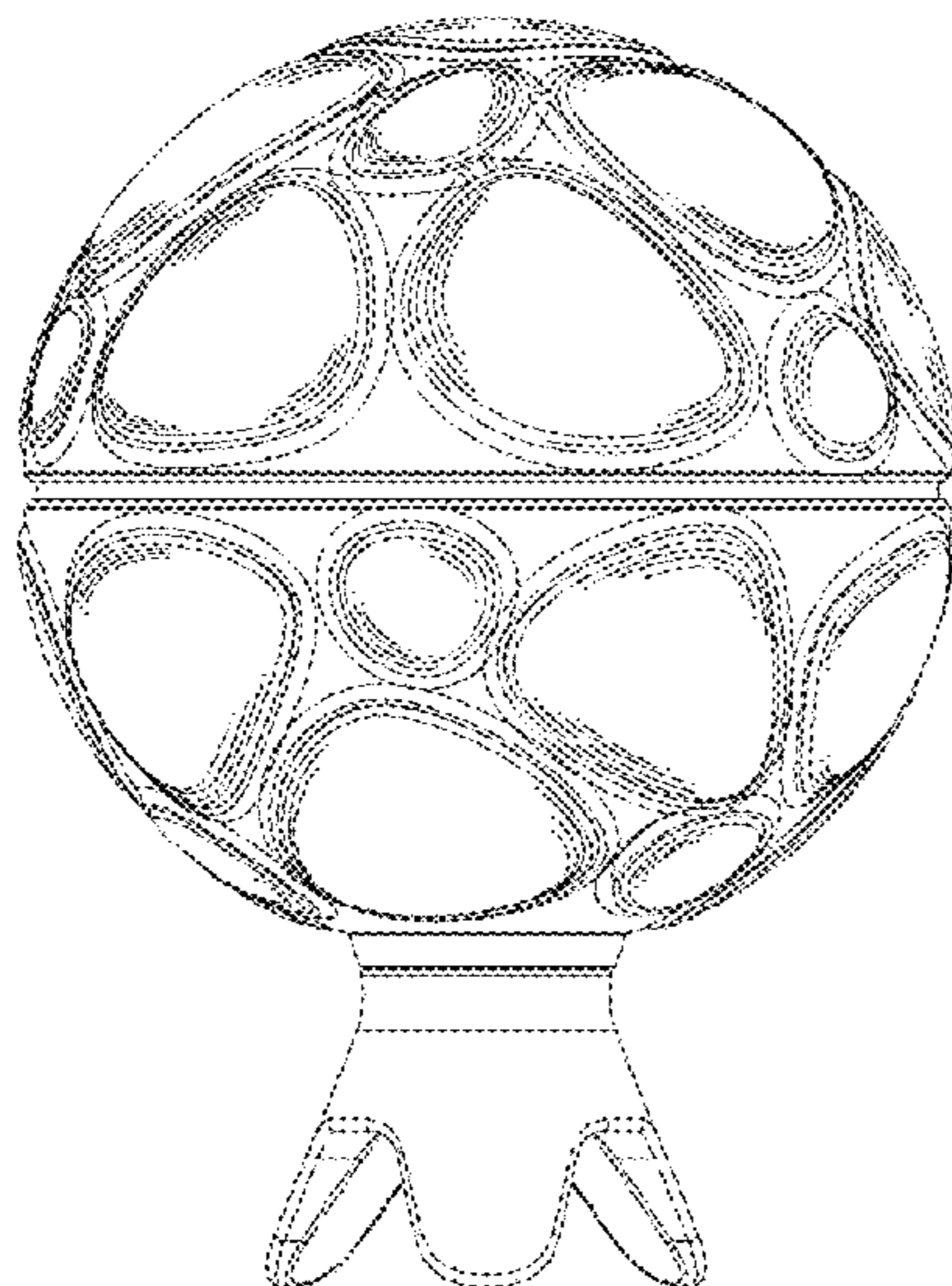
The ornamental design of a microphone, as shown and described.

DESCRIPTION

A portion of the disclosure of this patent document contains material to which a claim for copyright is made. The copyright owner has no objection to the facsimile reproduction by anyone of the patent document or the patent disclosure, as it appears in the Patent and Trademark Office patent file or records, but reserves all other copyright rights whatsoever.

FIG. 1 is a front elevational view of a microphone.
FIG. 2 is a bottom, rear perspective view thereof;
FIG. 3 is a bottom plan view thereof;
FIG. 4 is a right-side elevational view thereof;
FIG. 5 is a rear elevational view thereof;
FIG. 6 is a top plan view thereof; and,
FIG. 7 is a rear perspective view thereof.

1 Claim, 7 Drawing Sheets



(56)

References Cited

U.S. PATENT DOCUMENTS

D210,538 S * 3/1968 Lahti D14/213
 D222,072 S * 9/1971 Levitt D14/211
 3,650,384 A * 3/1972 Pegg A47F 3/14
 211/1
 3,706,140 A * 12/1972 Brillaud D06F 58/203
 118/726
 3,720,787 A * 3/1973 Ishii H04R 1/02
 181/147
 3,769,929 A * 11/1973 Scheber A63B 19/02
 114/346
 D229,973 S * 1/1974 Houlihan D14/188
 D230,990 S * 3/1974 Kollesberger D14/228
 D275,326 S * 8/1984 Bergsland D25/160
 D289,355 S * 4/1987 Paulides D11/145
 4,813,677 A * 3/1989 Oka A63B 37/0004
 473/384
 D318,346 S * 7/1991 Bakic D28/82
 D319,243 S * 8/1991 Yamakawa D14/215
 D319,483 S * 8/1991 Machin D21/709
 D326,114 S * 5/1992 Murtagh D11/131
 D327,376 S * 6/1992 Piccamiglio D21/709
 D345,788 S * 4/1994 Green D23/366

D367,339 S * 2/1996 Dunn D28/67
 5,812,685 A * 9/1998 Fujita H04R 1/403
 181/144
 D430,142 S * 8/2000 Kuo D14/211
 D430,628 S * 9/2000 Aoyama D21/709
 D466,887 S * 12/2002 Lewis D14/216
 D471,532 S * 3/2003 Solland D14/211
 D487,739 S * 3/2004 Wise D14/225
 D490,304 S * 5/2004 Landers D7/901
 D497,358 S * 10/2004 Takeuchi D14/211
 D504,126 S * 4/2005 Saulespurens D14/228
 D514,093 S * 1/2006 Borsboom D14/216
 D519,112 S * 4/2006 Yang D14/228
 D526,644 S * 8/2006 Breit D14/216
 D572,236 S * 7/2008 Oxford D14/211
 D573,135 S * 7/2008 Laituri D14/168
 D596,306 S * 7/2009 Levine D24/214
 D626,682 S * 11/2010 Cost D26/139
 7,840,013 B2 * 11/2010 Dedieu H04R 1/406
 381/122
 D643,024 S * 8/2011 Goodman D14/227
 D645,846 S * 9/2011 Mordechai D14/216
 D676,423 S * 2/2013 Joseph D14/216
 D725,084 S * 3/2015 Avliav D14/225
 D808,936 S * 1/2018 Cooper D14/225

* cited by examiner




FIG. 1

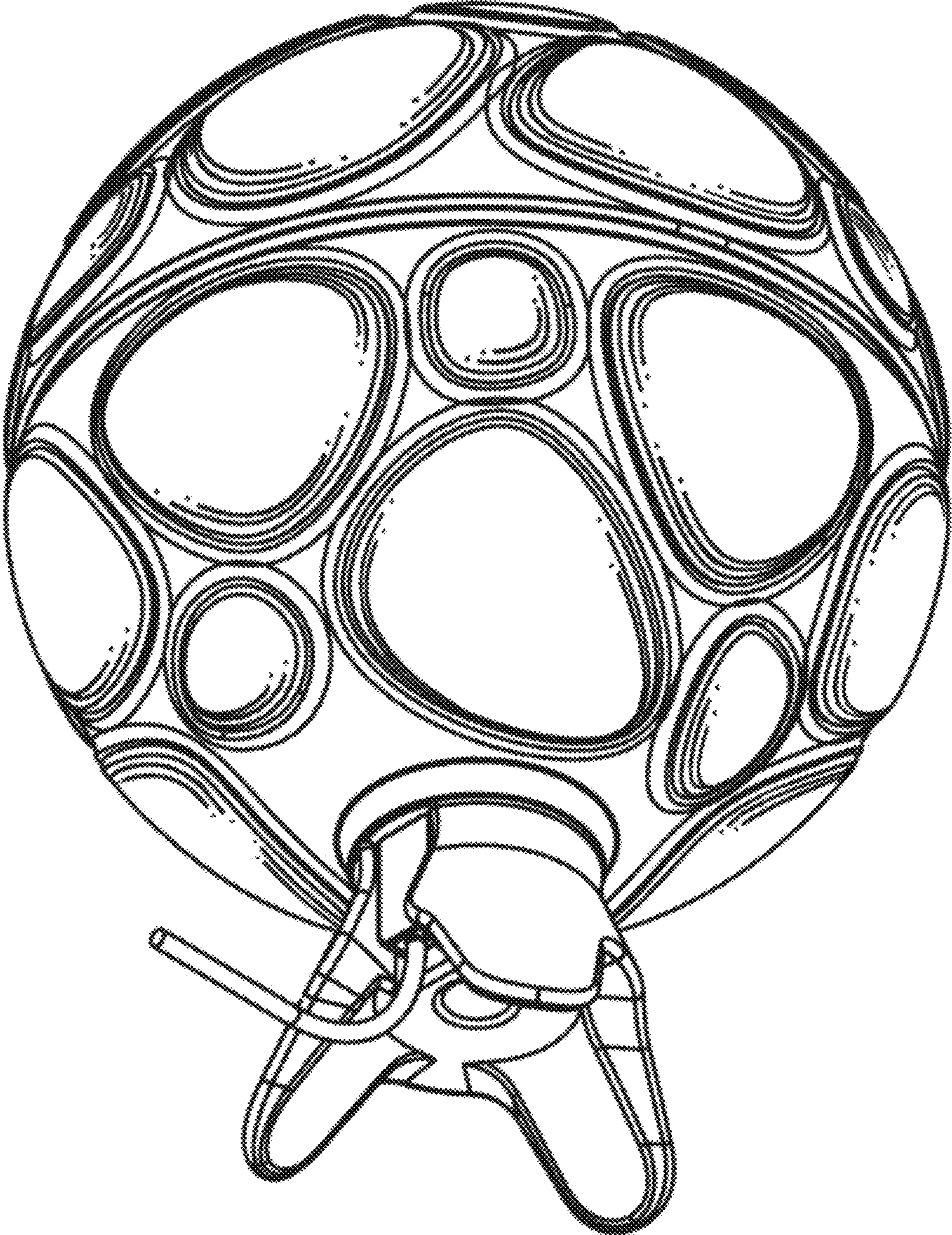


FIG. 2




FIG. 3




FIG. 4

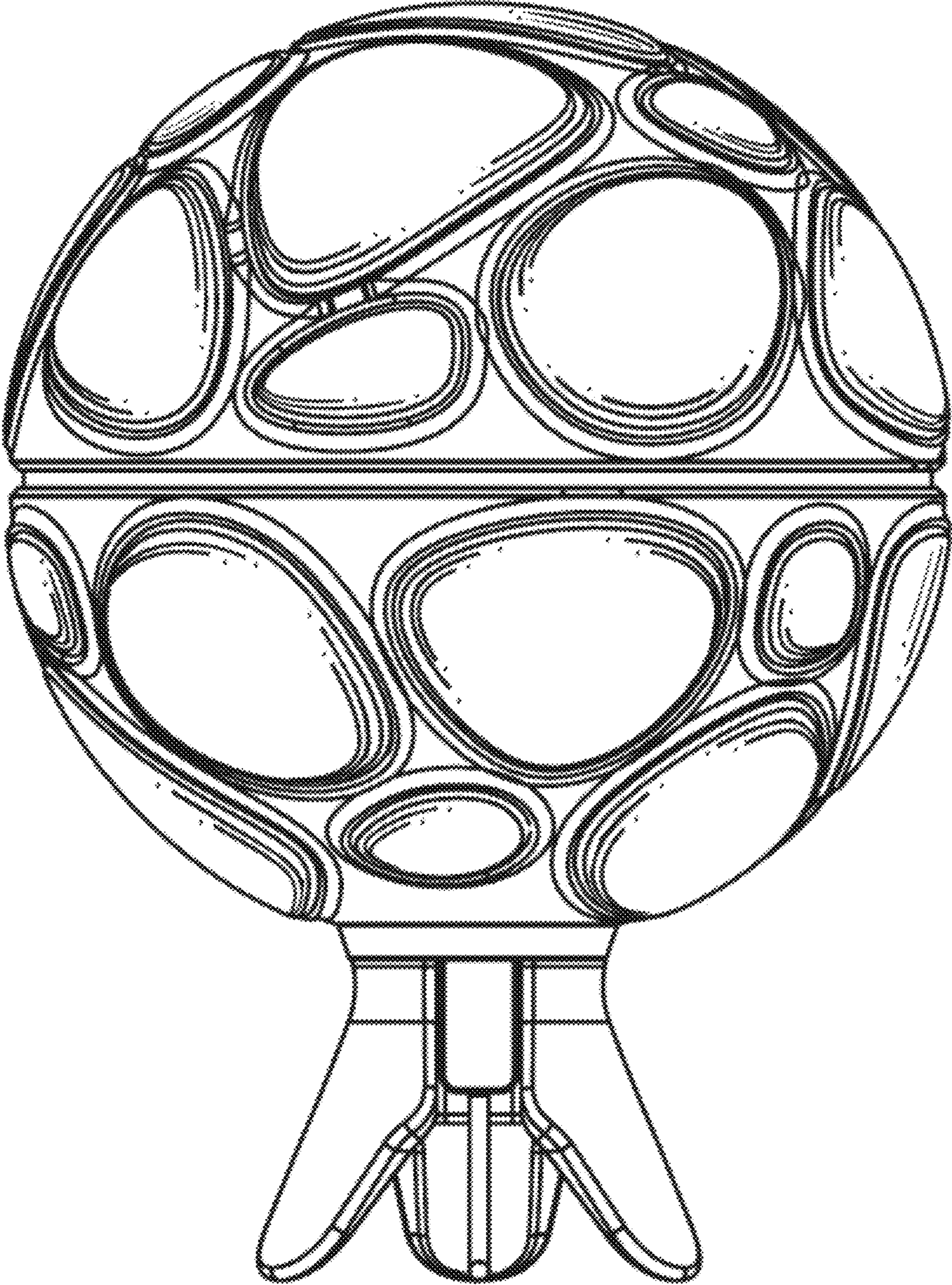


FIG. 5

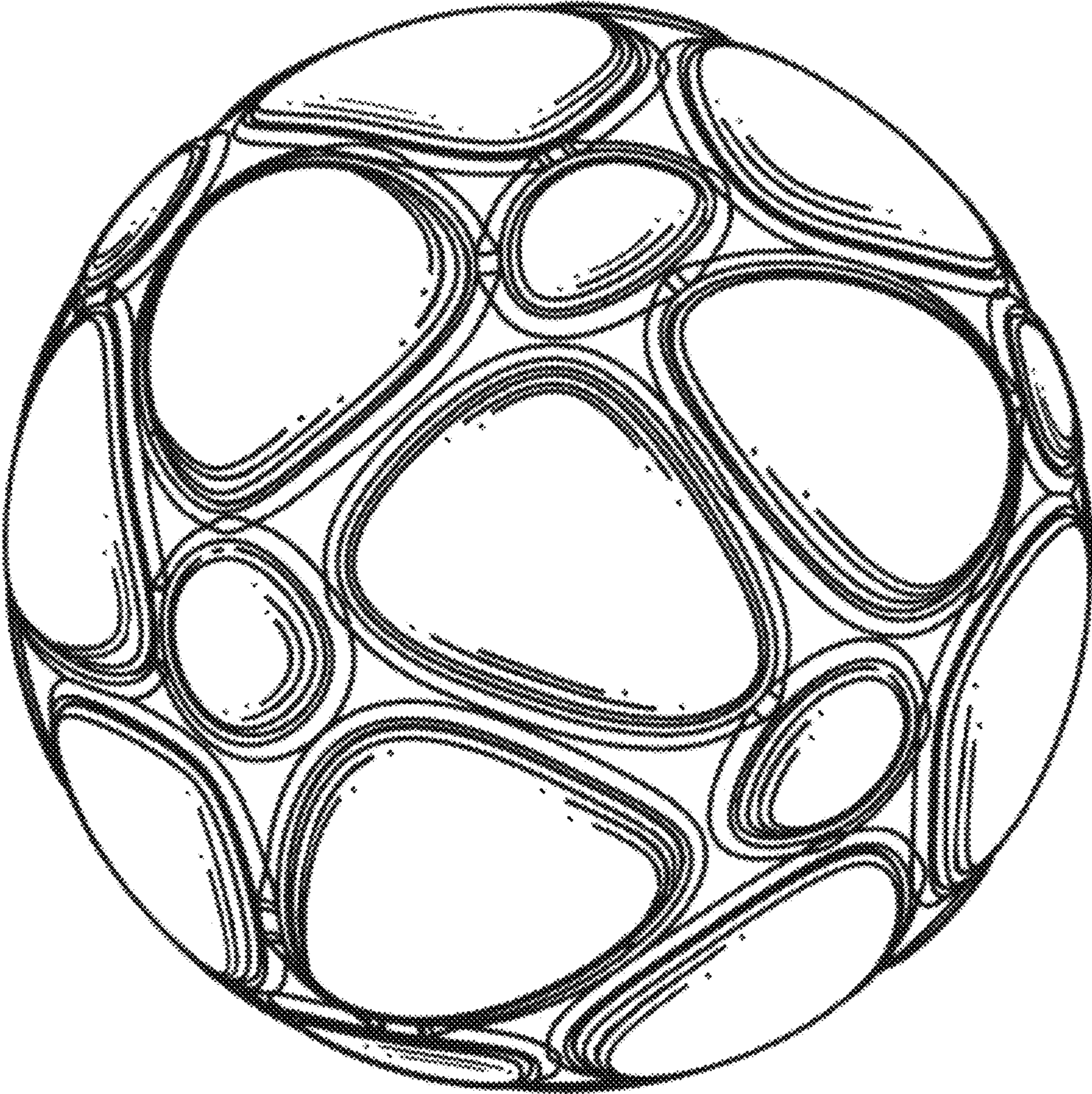


FIG. 6




FIG. 7