



US00D822646S

(12) **United States Design Patent**
Dang et al.

(10) **Patent No.:** **US D822,646 S**

(45) **Date of Patent:** **** Jul. 10, 2018**

- (54) **SET OF HEADPHONES**
- (71) Applicant: **Bose Corporation**, Framingham, MA (US)
- (72) Inventors: **Jingwei Dang**, Auburn, MA (US);
Kevin M. Krauss, Sudbury, MA (US)
- (73) Assignee: **Bose Corporation**, Framingham, MA (US)
- (**) Term: **15 Years**
- (21) Appl. No.: **29/577,071**
- (22) Filed: **Sep. 9, 2016**
- (51) **LOC (11) Cl.** **14-01**
- (52) **U.S. Cl.**
USPC **D14/223**; D14/205
- (58) **Field of Classification Search**
USPC D14/223, 205, 188, 192; D24/174;
181/129, 130, 135; 379/430, 431;
381/380, 381, 384, 324, 325, 327, 328,
381/374, 370, 371; 455/90.3, 575.1,
455/569.1
CPC H04R 1/10; H04R 25/00; H04R 1/105;
H04R 1/1091; H04R 1/1016; H04R 1/20
See application file for complete search history.

- 7,920,902 B2 * 4/2011 Carroll H04M 1/6066
381/74
- D641,737 S * 7/2011 Krauss D14/205
- 8,009,853 B2 * 8/2011 Ito H04R 1/1066
381/370
- D645,458 S * 9/2011 Silvestri H04R 1/1016
D14/223
- 8,073,181 B2 * 12/2011 Bakalos H04R 3/04
381/103
- D663,714 S * 7/2012 Kang D14/205
- 8,311,253 B2 * 11/2012 Silvestri H04R 1/105
181/129
- D678,858 S * 3/2013 Feng D14/205
- D686,191 S * 7/2013 Schaal D14/205
- (Continued)

- (56) **References Cited**
U.S. PATENT DOCUMENTS
6,010,216 A * 1/2000 Jesiek H04B 1/385
351/158
6,233,345 B1 * 5/2001 Urwyler H04R 1/1033
351/123
6,799,018 B1 * 9/2004 Lam H04B 10/11
381/301
D584,284 S * 1/2009 Carr D14/206
D588,111 S * 3/2009 Komiyama D14/223
D593,067 S * 5/2009 Millora D14/205
D593,538 S * 6/2009 Chon D14/205
D594,442 S * 6/2009 Chon D14/205

OTHER PUBLICATIONS

Japanese Office Action dated Jun. 7, 2017 for Japanese Design Application No. 2017-001769.
(Continued)

Primary Examiner — Paula Allen Greene

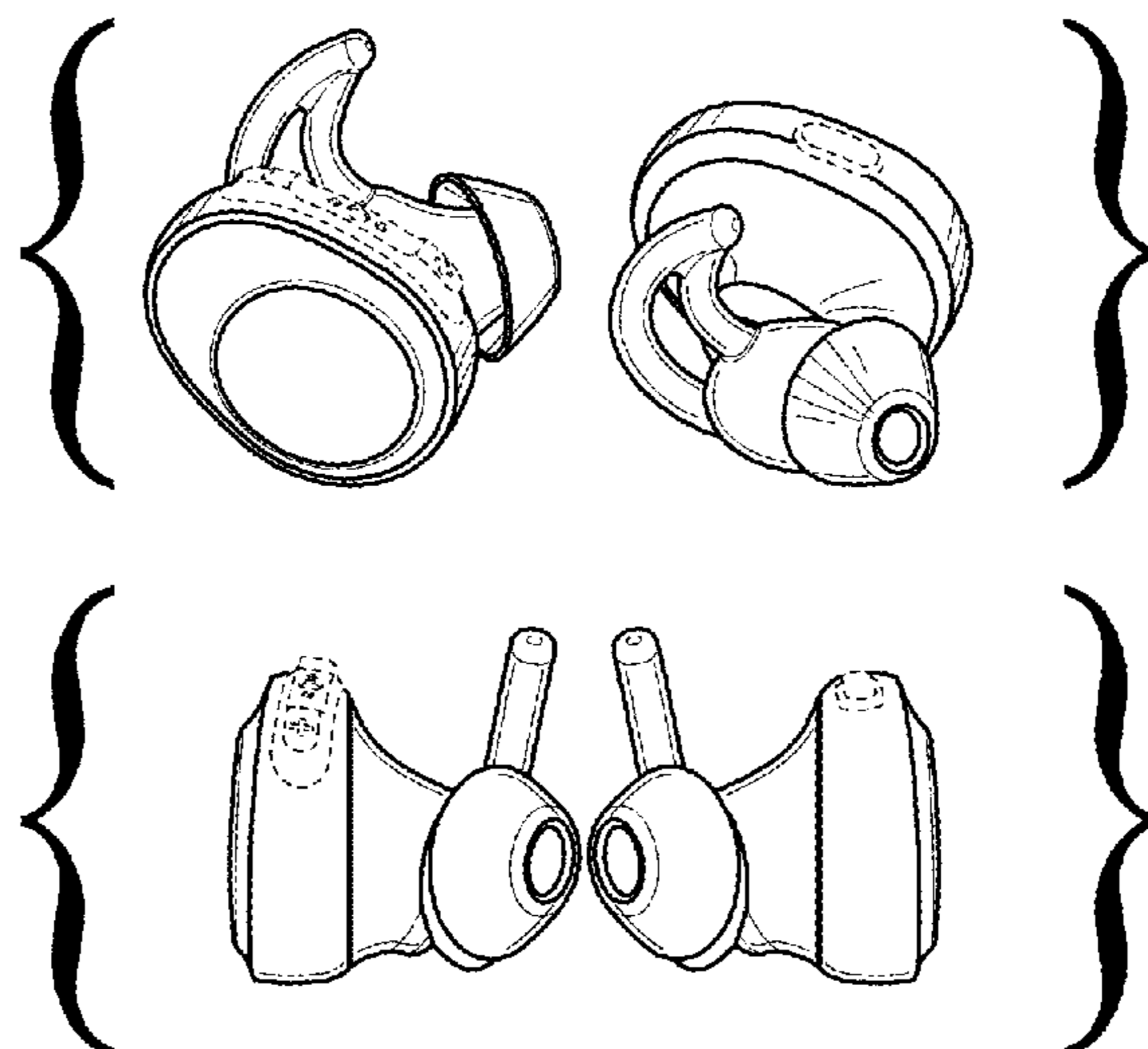
(57) **CLAIM**

The ornamental design for set of headphones, substantially as shown and described.

DESCRIPTION

FIG. 1 is a perspective view of a set of headphones as seen from the front, top and right side; FIG. 2 is a front view thereof; FIG. 3 is a back view thereof; FIG. 4 is a left side view thereof; FIG. 5 is a right side view thereof; FIG. 6 is a top view thereof; and, FIG. 7 is a bottom view thereof. The dotted line portions of the drawings represent environmental structure only and do not form part of the claimed design.

1 Claim, 2 Drawing Sheets



(56)

References Cited

U.S. PATENT DOCUMENTS

D695,265 S * 12/2013 Schaal D14/205
 D695,266 S * 12/2013 Schaal D14/205
 D695,267 S * 12/2013 Schaal D14/205
 D699,703 S * 2/2014 Schaal D14/205
 D703,634 S * 4/2014 Han H04R 1/1016
 D14/205
 8,737,669 B2 * 5/2014 Monahan H04R 1/1016
 381/325
 D715,253 S * 10/2014 Lee D14/205
 D716,759 S * 11/2014 Ha D14/205
 D727,873 S * 4/2015 Schaal D14/205
 D730,867 S * 6/2015 Park D14/205
 D731,999 S * 6/2015 Cypress D14/205
 D756,958 S * 5/2016 Lee D14/205
 D756,959 S * 5/2016 Lee D14/205
 D758,339 S * 6/2016 Lee D14/205
 D758,355 S * 6/2016 Lee D14/223
 D758,594 S * 6/2016 Winters D24/187
 D763,224 S * 8/2016 Silvestri H04R 1/1016
 D14/205
 D763,227 S * 8/2016 Lee D14/205
 D763,822 S * 8/2016 Lee D14/205
 D764,436 S * 8/2016 Dryden D14/205
 D766,210 S * 9/2016 Graylin D14/205
 D766,869 S * 9/2016 Lee D14/205
 9,445,181 B1 * 9/2016 Atwater H04R 1/105
 D768,600 S * 10/2016 Chen D14/205
 D771,011 S * 11/2016 Ott D14/205
 D771,013 S * 11/2016 Yang D14/205
 D771,587 S * 11/2016 Iwane D14/205

D772,194 S * 11/2016 Choe D14/205
 D772,195 S * 11/2016 Lee D14/205
 D772,196 S * 11/2016 Choi D14/205
 D772,843 S * 11/2016 Lee D14/205
 D772,845 S * 11/2016 Lim D14/205
 D774,017 S * 12/2016 Ahn D14/205
 D780,157 S * 2/2017 Uggla D14/205
 D786,216 S * 5/2017 Silva D14/205
 D796,473 S 9/2017 Kim et al.
 2007/0104333 A1 * 5/2007 Kuo H04R 1/1025
 381/74
 2009/0041284 A1 * 2/2009 Tanaka H04R 1/1016
 381/370
 2009/0274335 A1 * 11/2009 Cheung H04R 5/0335
 381/374
 2011/0170702 A1 * 7/2011 Bays H04R 5/0335
 381/74
 2012/0163617 A1 * 6/2012 Silvestri H04R 1/1016
 381/74
 2014/0185837 A1 * 7/2014 Kunimoto H04R 1/1075
 381/151
 2016/0037248 A1 * 2/2016 Cheng H04R 1/105
 381/74
 2016/0073186 A1 * 3/2016 Searl H04R 1/1016
 381/380

OTHER PUBLICATIONS

Unpublished Design U.S. Appl. No. 29/559,238, filed Mar. 25, 2016.

* cited by examiner

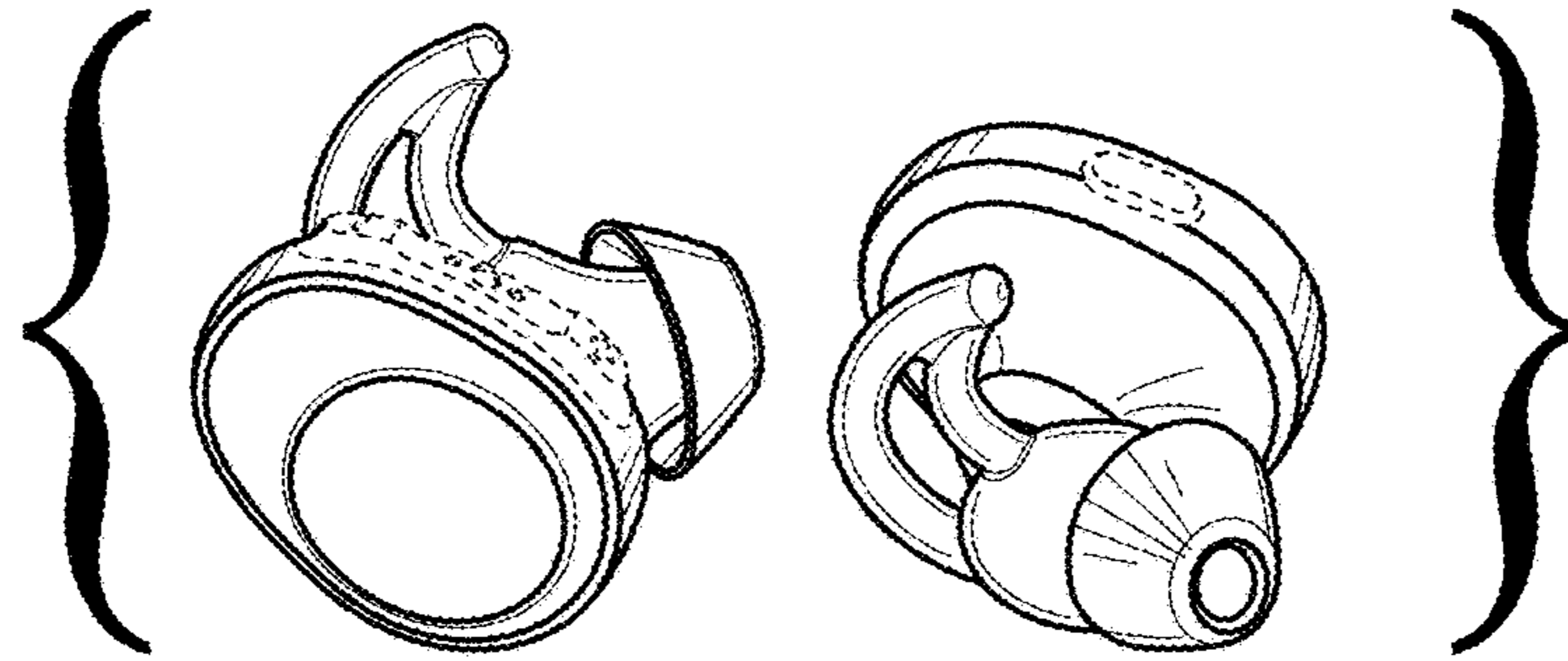


FIG. 1

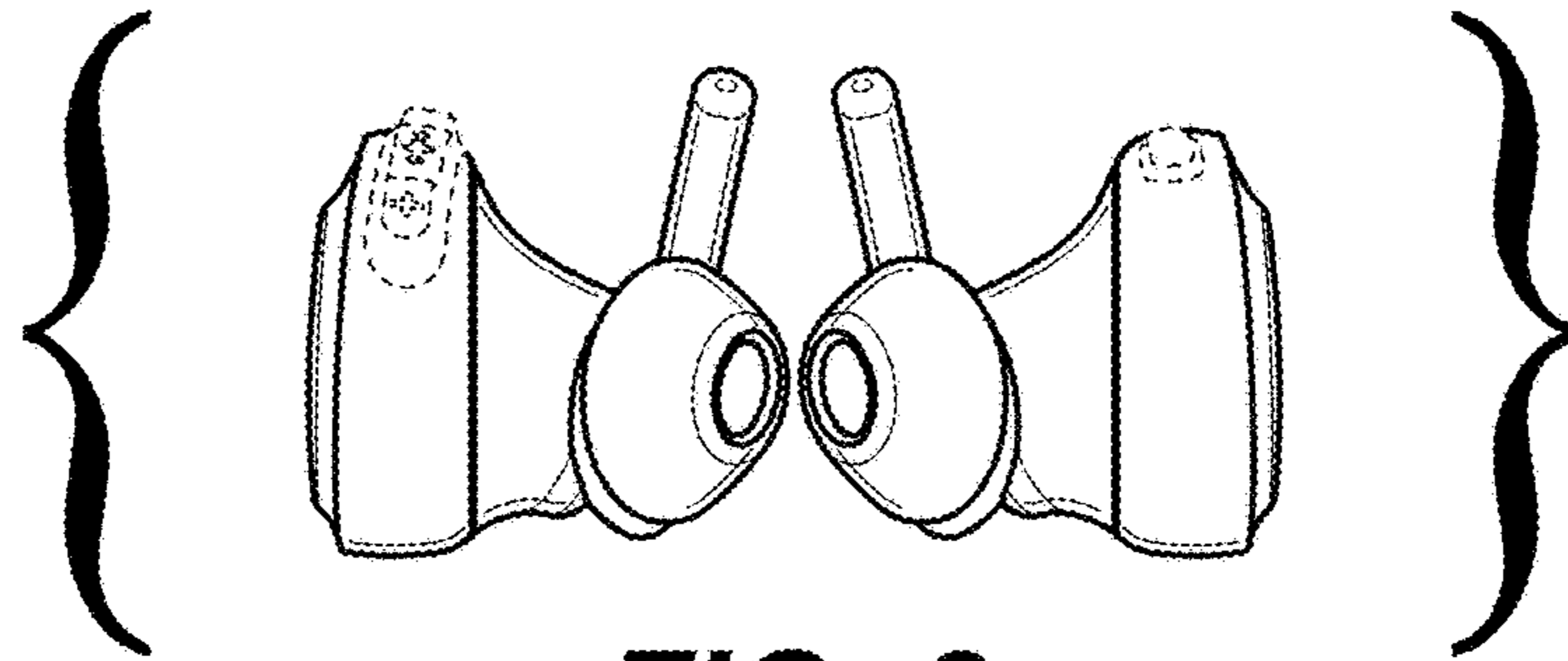


FIG. 2

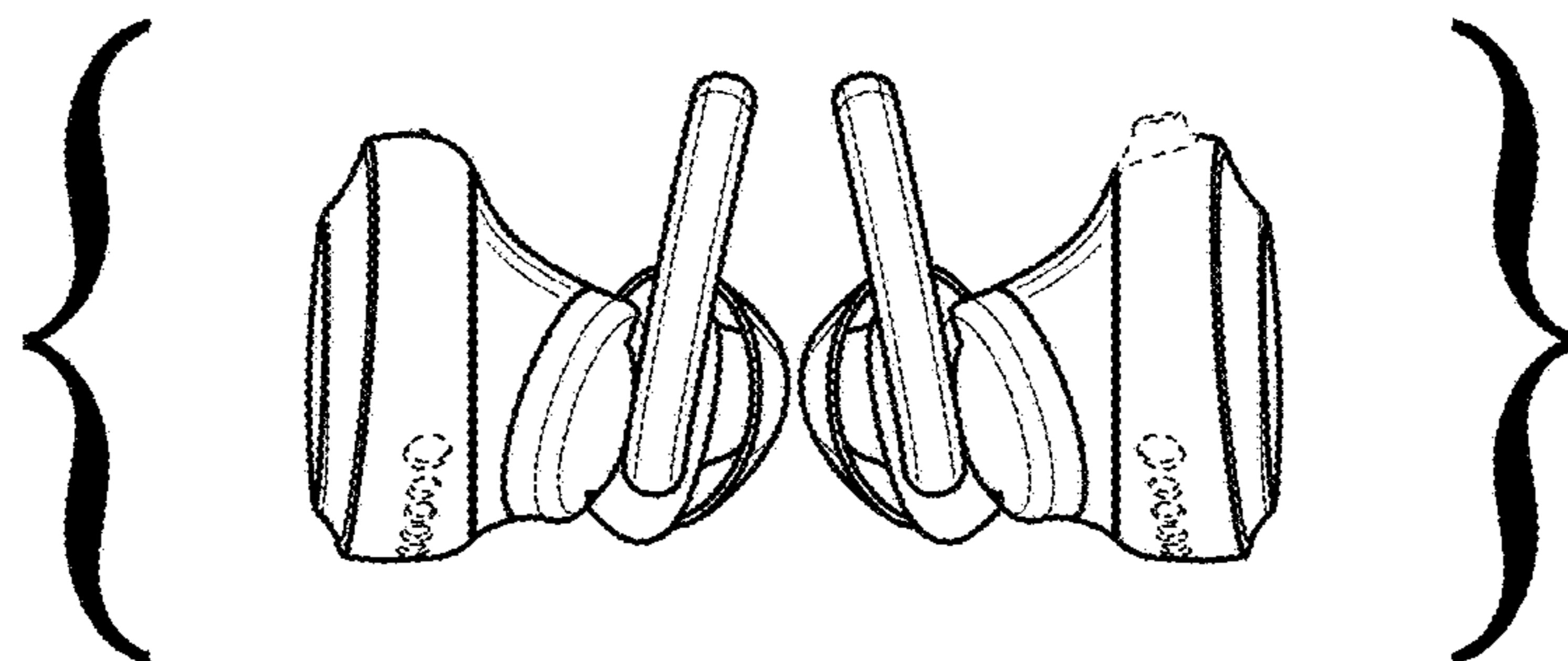


FIG. 3

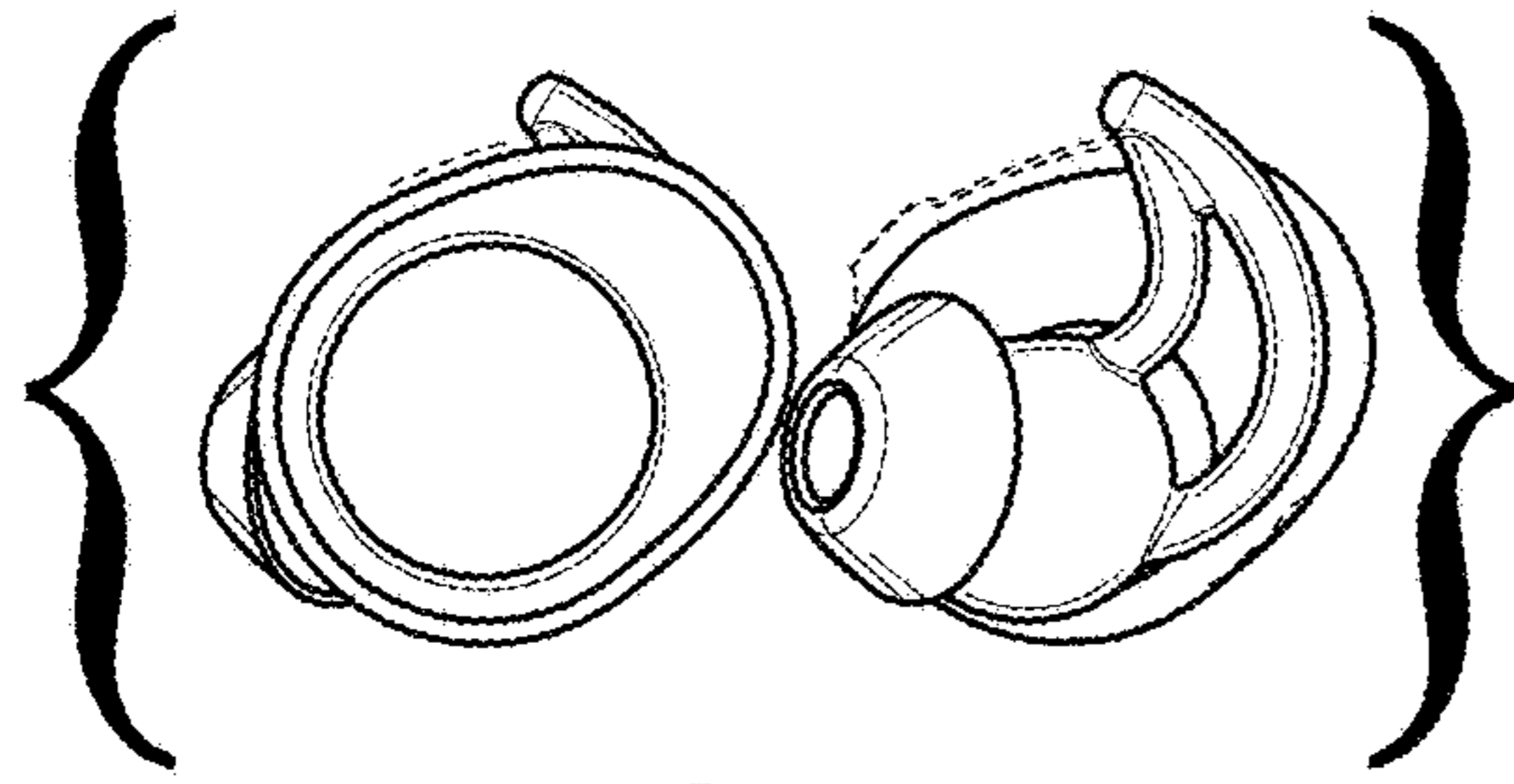


FIG. 4

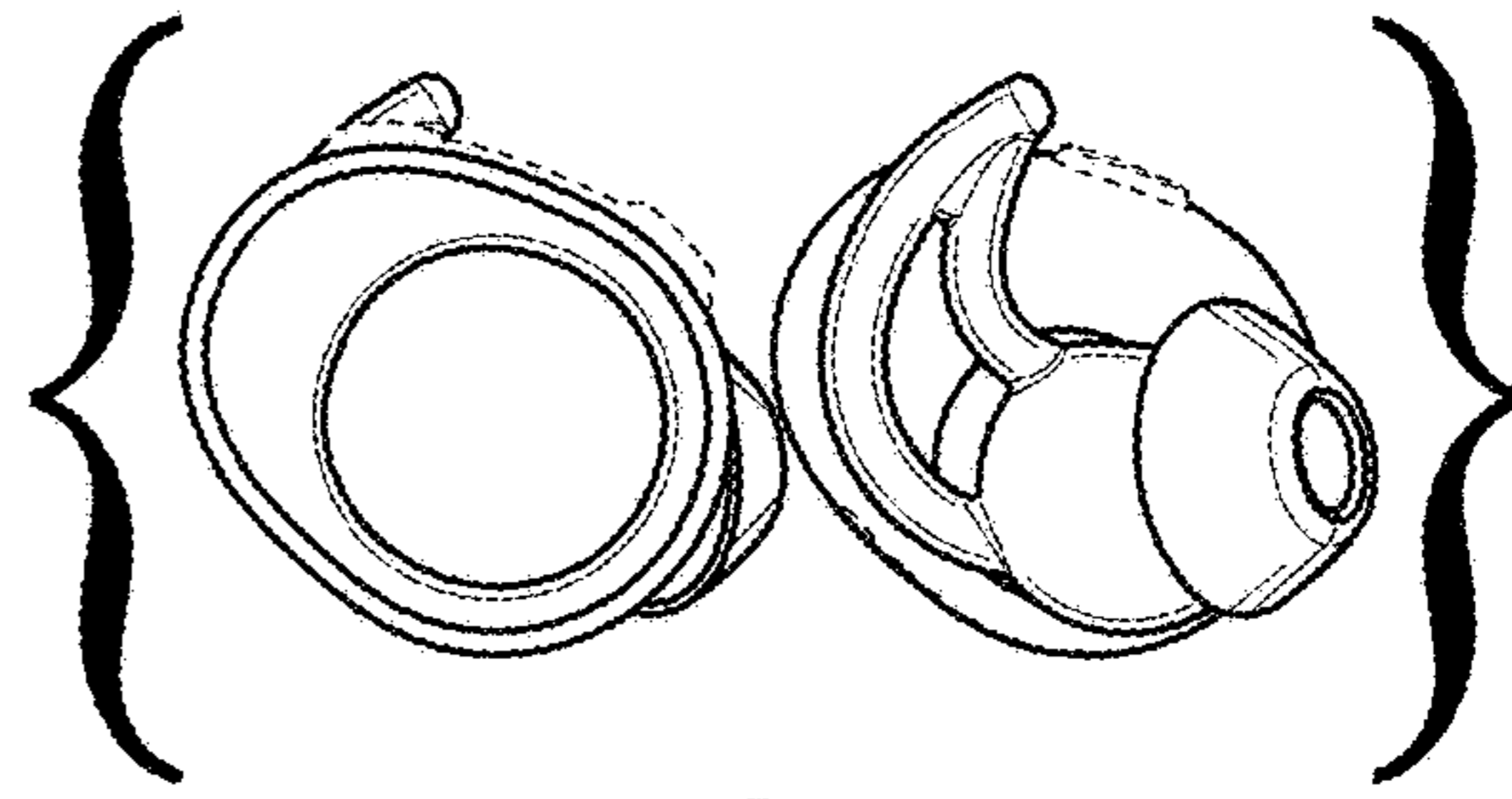


FIG. 5

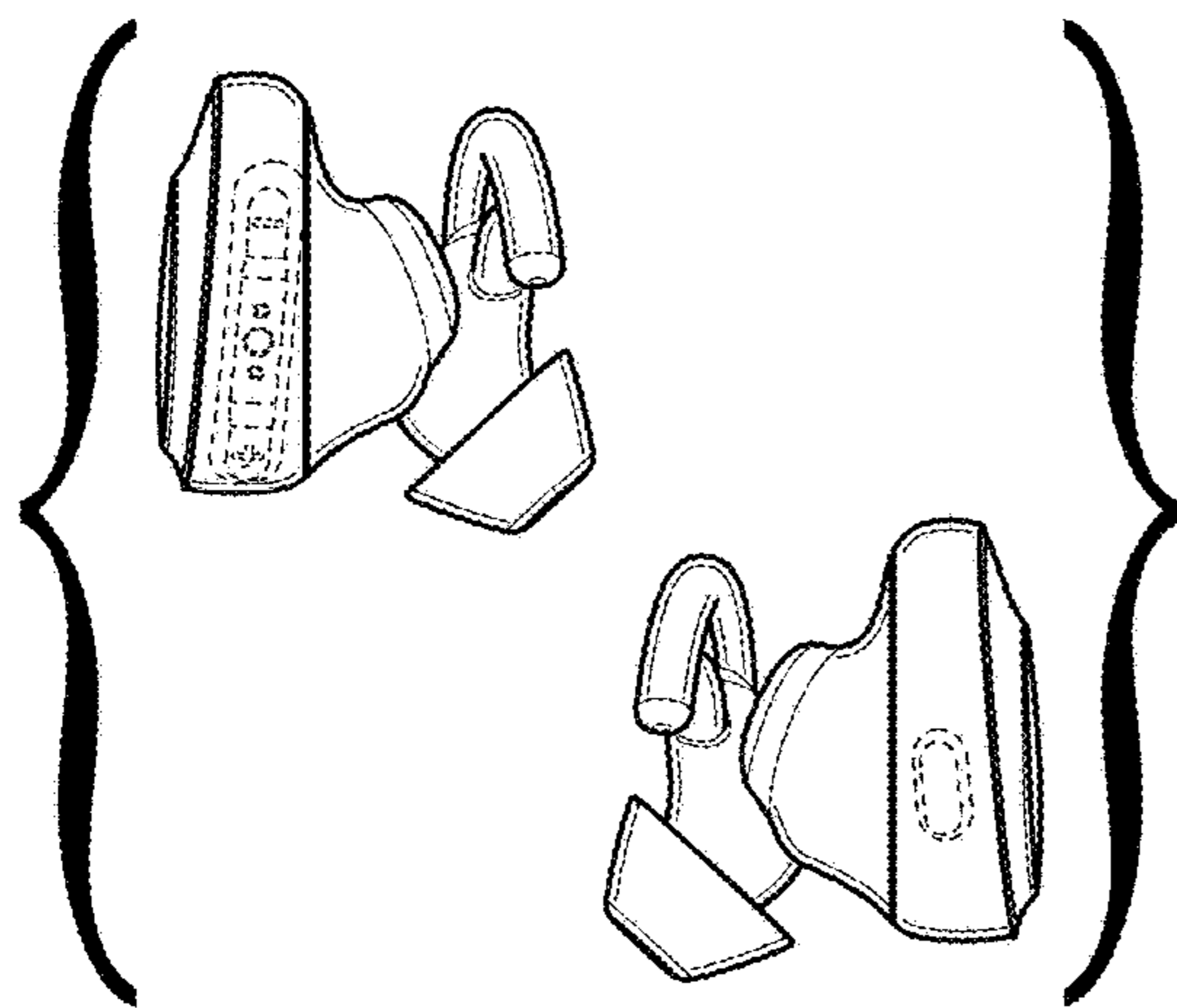


FIG. 6

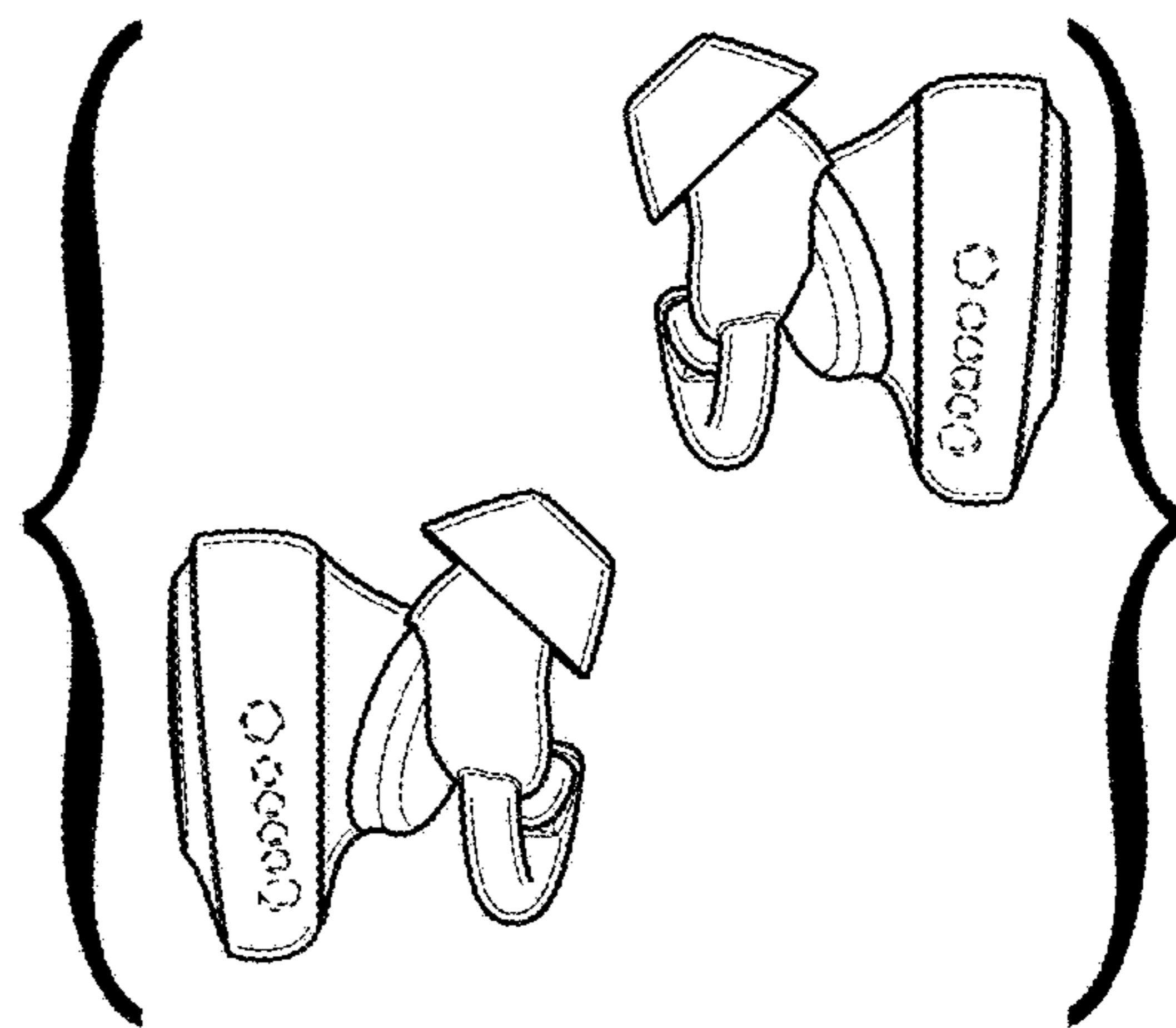


FIG. 7