



US00D822638S

(12) **United States Design Patent**
Liu

(10) **Patent No.:** **US D822,638 S**
(45) **Date of Patent:** **** Jul. 10, 2018**

- (54) **HEADSET**
- (71) Applicant: **Jian Hua Liu**, Dongguan (CN)
- (72) Inventor: **Jian Hua Liu**, Dongguan (CN)
- (73) Assignee: **SKY WING COMMUNICATION ELECTRONICS CO., LTD.**, Dongguan (CN)
- (**) Term: **15 Years**
- (21) Appl. No.: **29/596,676**
- (22) Filed: **Mar. 10, 2017**
- (51) **LOC (11) Cl.** **14-01**
- (52) **U.S. Cl.**
USPC **D14/206; D14/226**
- (58) **Field of Classification Search**
USPC D14/206, 205, 223, 226, 225, 188, 192;
181/129, 130, 135; 379/430, 435, 444,
379/428.02; 381/380, 381, 74, 374;
455/90.3, 575.1, 569.1
CPC H04R 1/10; H04R 1/1066; H04R 1/1016;
H04R 1/105; H04R 5/033; H04R 5/0335;
H04R 25/00; H04R 1/1091
See application file for complete search history.

- D394,437 S * 5/1998 Landreth D14/206
- 5,793,878 A * 8/1998 Chang H04R 5/0335
381/370
- D410,921 S * 6/1999 Luchs D14/142
- D427,994 S * 7/2000 Pirelli D14/223
- 6,154,539 A * 11/2000 Pitel H04M 1/05
379/430
- D436,348 S * 1/2001 McGugan D14/142
- D451,906 S * 12/2001 Amae D14/223
- 6,356,635 B1 * 3/2002 Lyman H04M 1/05
379/430
- D457,155 S * 5/2002 Skulley D14/206
- D457,513 S * 5/2002 Pirelli D14/223
- D482,019 S * 11/2003 Petersen D14/206
- D494,154 S * 8/2004 Polito D14/206
- D498,470 S * 11/2004 Skulley D14/206
- D505,413 S * 5/2005 Skulley D14/223
- 6,965,681 B2 * 11/2005 Almqvist H04R 1/1041
381/371
- D514,086 S * 1/2006 Skulley D14/206
- D517,528 S * 3/2006 Skulley D14/206
- D530,307 S * 10/2006 Rath D14/206

(Continued)

Primary Examiner — Paula Allen Greene

(57) **CLAIM**

I claim the ornamental design for a headset, as shown and described.

DESCRIPTION

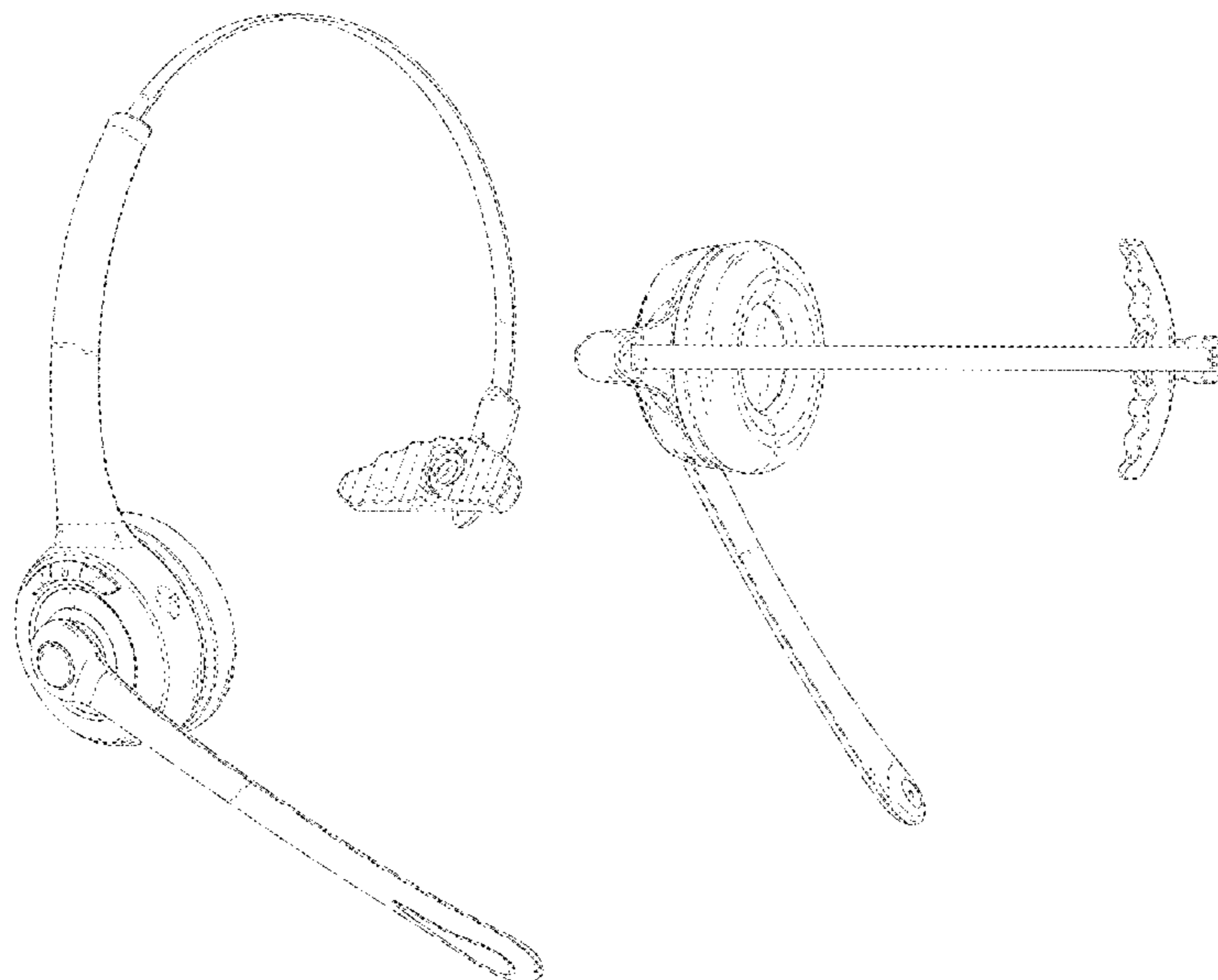
FIG. 1 is a front perspective view of a headset showing my new design;
 FIG. 2 is a front elevational view thereof;
 FIG. 3 is a rear elevational view thereof;
 FIG. 4 is a left side elevational view thereof;
 FIG. 5 is a front side elevational view thereof;
 FIG. 6 is a top plan view thereof; and,
 FIG. 7 is a bottom plan view thereof.
 The broken lines shown in the drawings are for illustrative purposes only and form no part of the claimed design.

1 Claim, 7 Drawing Sheets

(56) **References Cited**

U.S. PATENT DOCUMENTS

- D321,879 S * 11/1991 Emmerling D14/188
- D337,116 S * 7/1993 Hattori D14/206
- D340,033 S * 10/1993 Okumura D14/192
- D342,947 S * 1/1994 Totsuka D14/192
- D345,162 S * 3/1994 Yamatogi D14/205
- D346,380 S * 4/1994 Fitzgerald D14/138 R
- 5,469,505 A * 11/1995 Gattey H04M 1/05
379/430
- D377,020 S * 12/1996 Bungardt D14/205
- D394,436 S * 5/1998 Hall D14/206



(56)

References Cited

U.S. PATENT DOCUMENTS

D530,702 S *	10/2006	Pritchard	D14/206	D668,240 S *	10/2012	Brandis	D14/206
D531,165 S *	10/2006	Rath	D14/206	D673,524 S *	1/2013	Brennwald	D14/206
D535,285 S *	1/2007	Skulley	D14/205	D681,014 S *	4/2013	Ham	D14/206
D535,980 S *	1/2007	Bentley	D14/225	D684,145 S *	6/2013	Rath	D14/206
D538,785 S *	3/2007	Skulley	D14/206	D712,875 S *	9/2014	Katori	D14/206
D587,683 S *	3/2009	Ham	D14/205	D732,002 S *	6/2015	Goransson	D14/206
D587,684 S *	3/2009	Ham	D14/205	D760,690 S *	7/2016	Gecawicz	D14/206
7,519,196 B2 *	4/2009	Bech	H04R 1/105	9,813,799 B2 *	11/2017	Gecawicz	H04R 1/1041
				381/370	D806,676 S *	1/2018	Fuglsang	D14/206
D601,543 S *	10/2009	Bentley	D14/206	2011/0135134 A1 *	6/2011	Essabar	H04R 1/1025
D602,001 S *	10/2009	Bentley	D14/206					381/374
D602,002 S *	10/2009	Asai	D14/206	2011/0228925 A1 *	9/2011	Birch	H04M 1/05
D628,189 S *	11/2010	Rath	D14/206					379/428.02
D638,000 S *	5/2011	Hoggarth	D14/206	2011/0306393 A1 *	12/2011	Goldman	H04M 1/6066
8,061,473 B1 *	11/2011	Kerr	A61F 11/008					455/575.2
				181/135	2012/0163616 A1 *	6/2012	Birch	H04M 1/6058
D666,168 S *	8/2012	Rath	D14/206					381/74
					2016/0198254 A1 *	7/2016	Gecawicz	H04R 1/083
									381/375

* cited by examiner

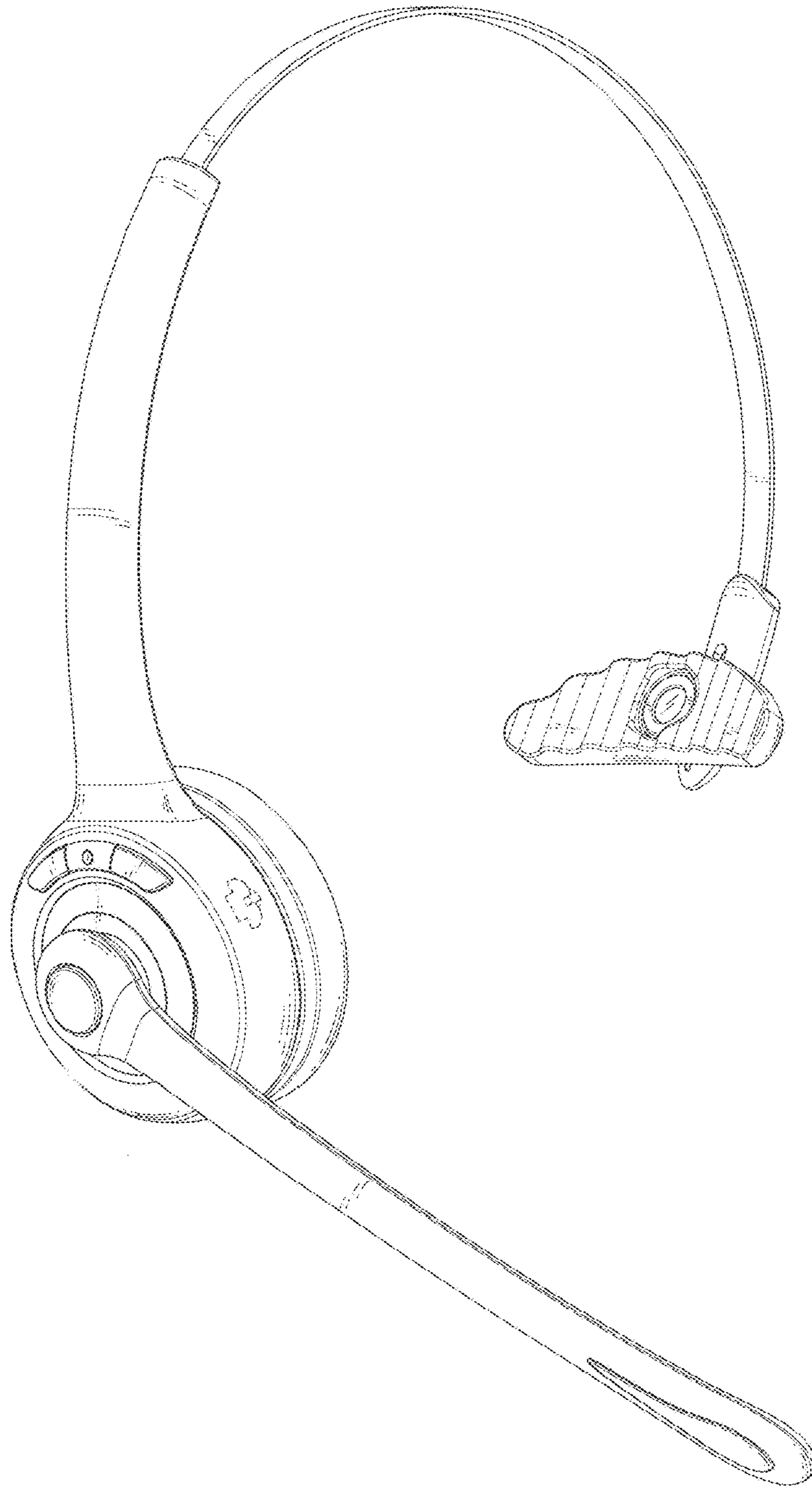


Fig.1

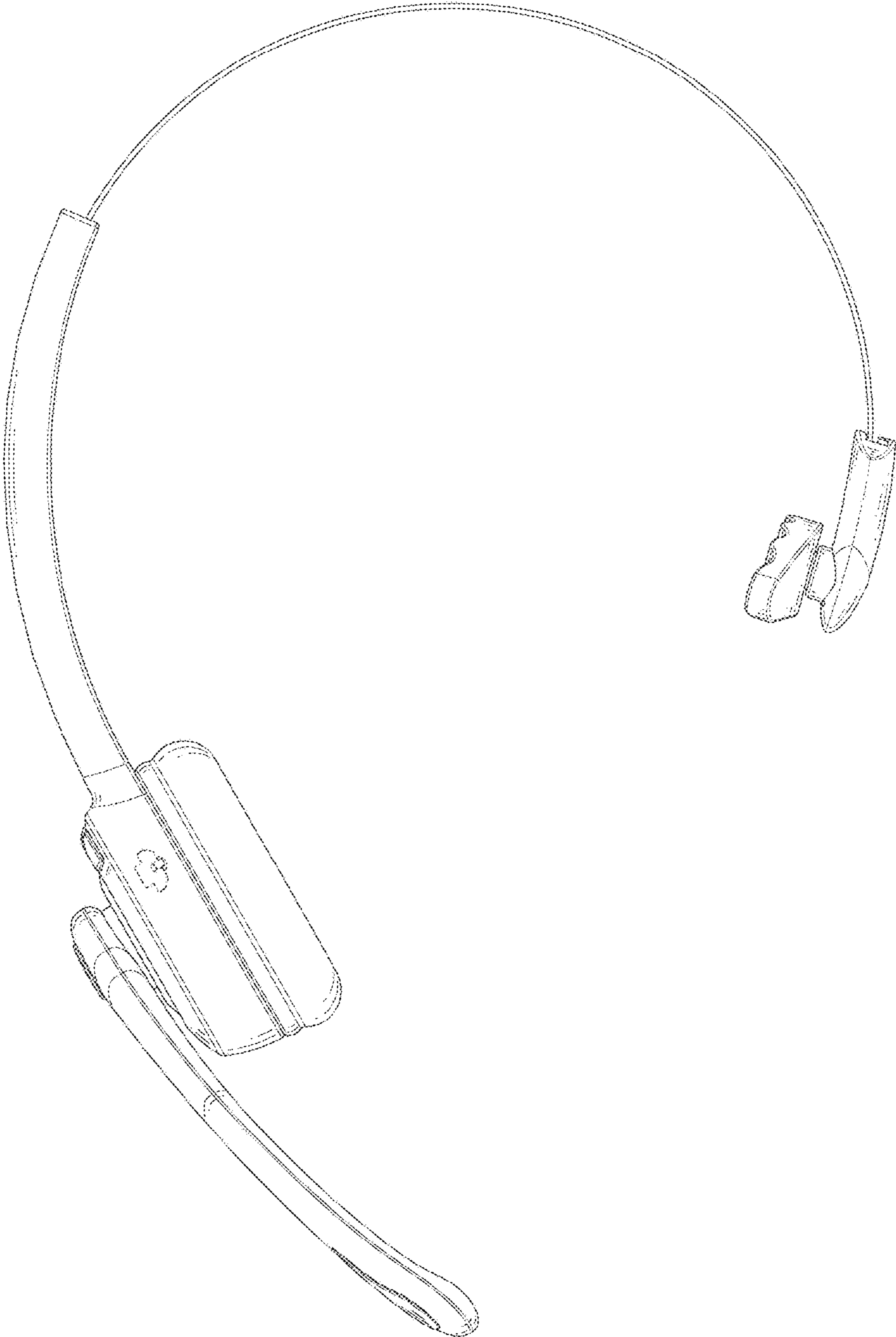


Fig.2

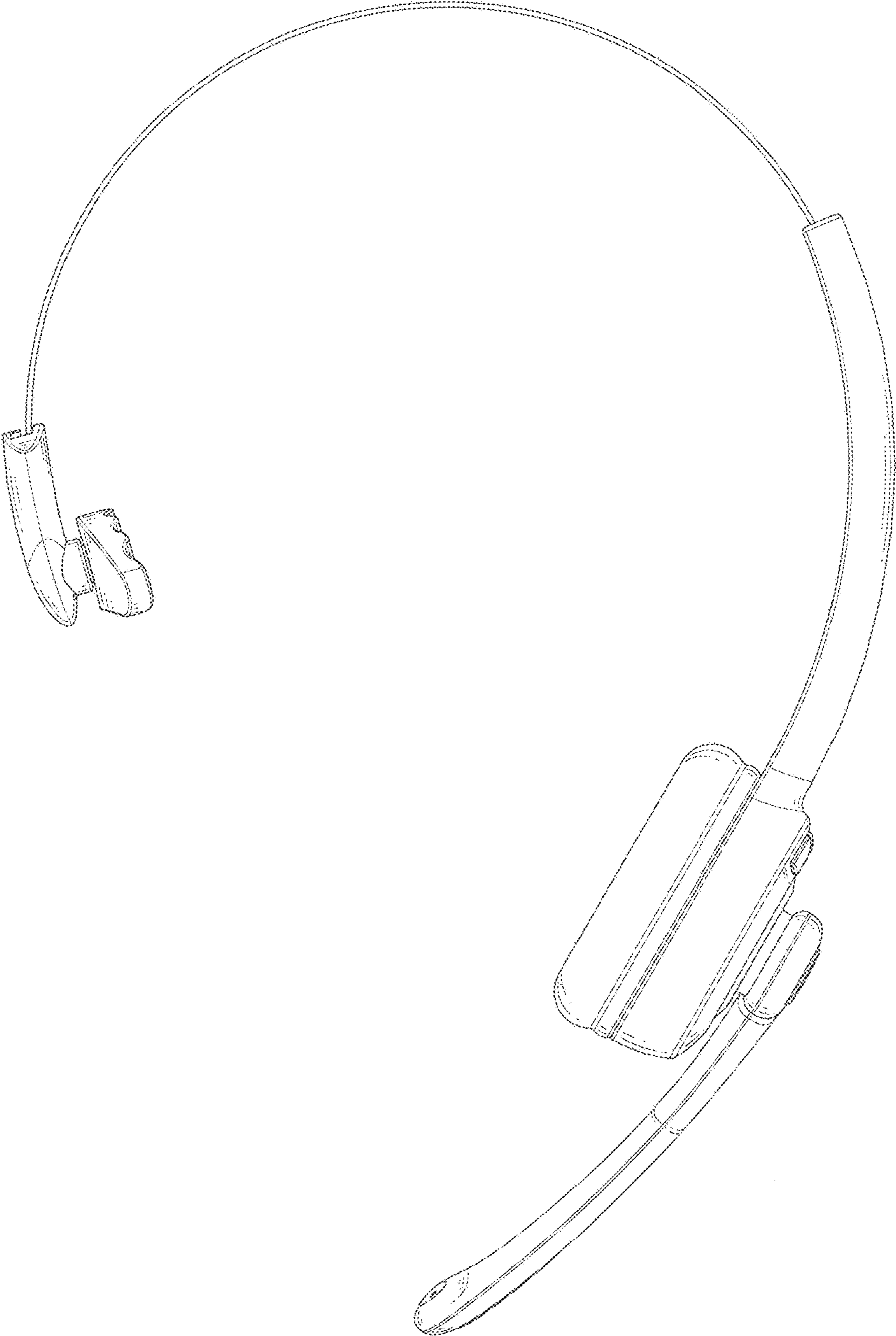


Fig.3

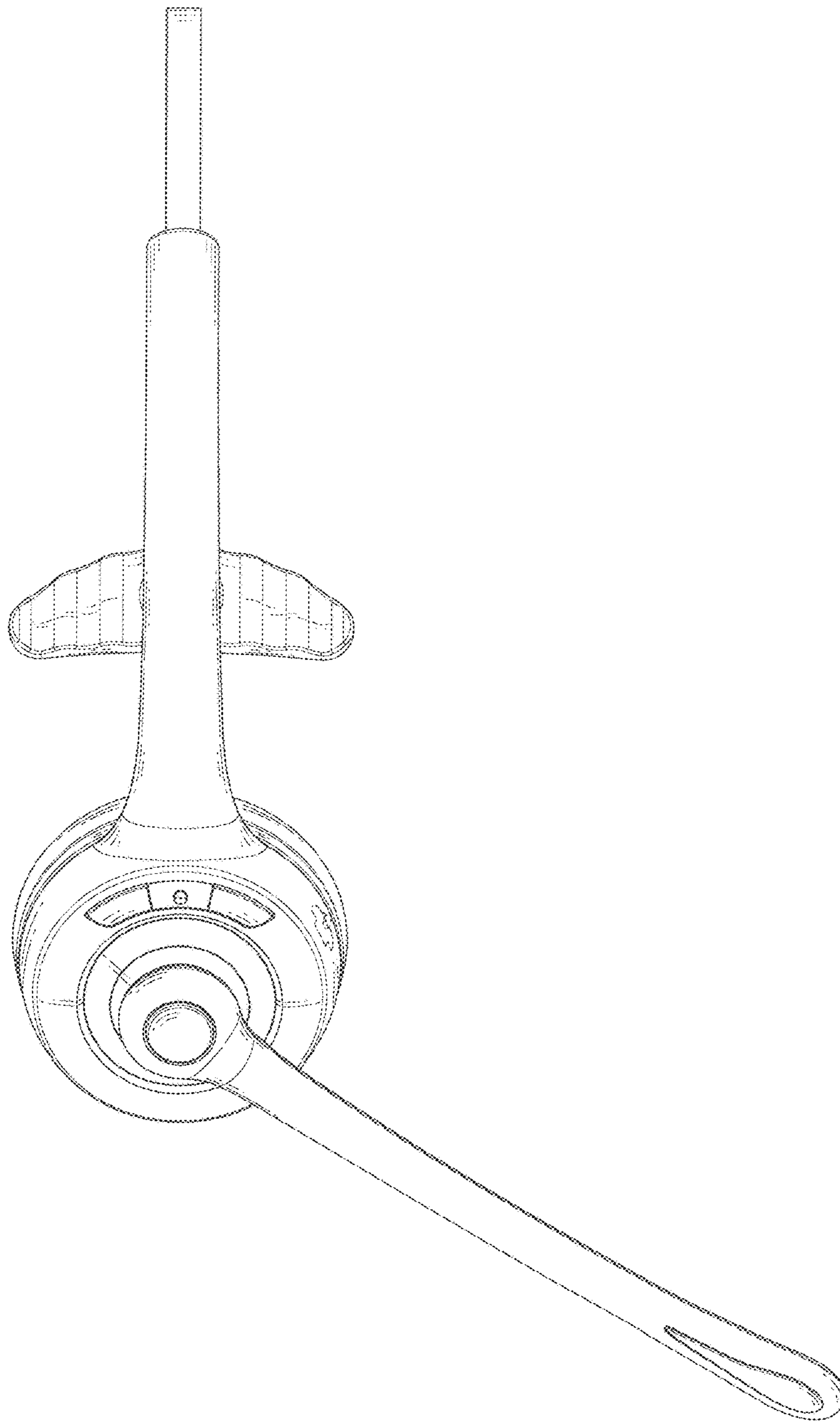


Fig.4

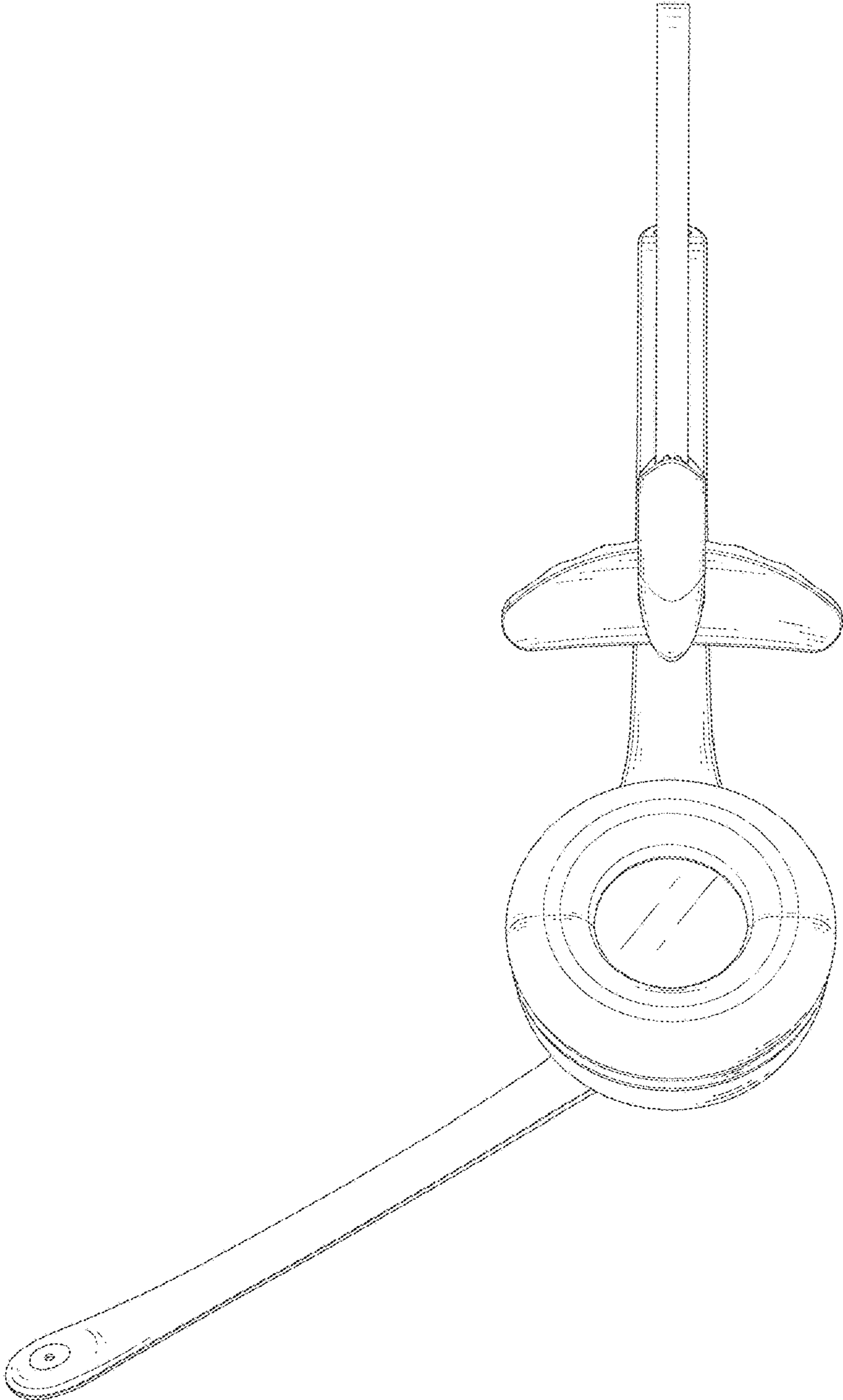


Fig.5




Fig.6

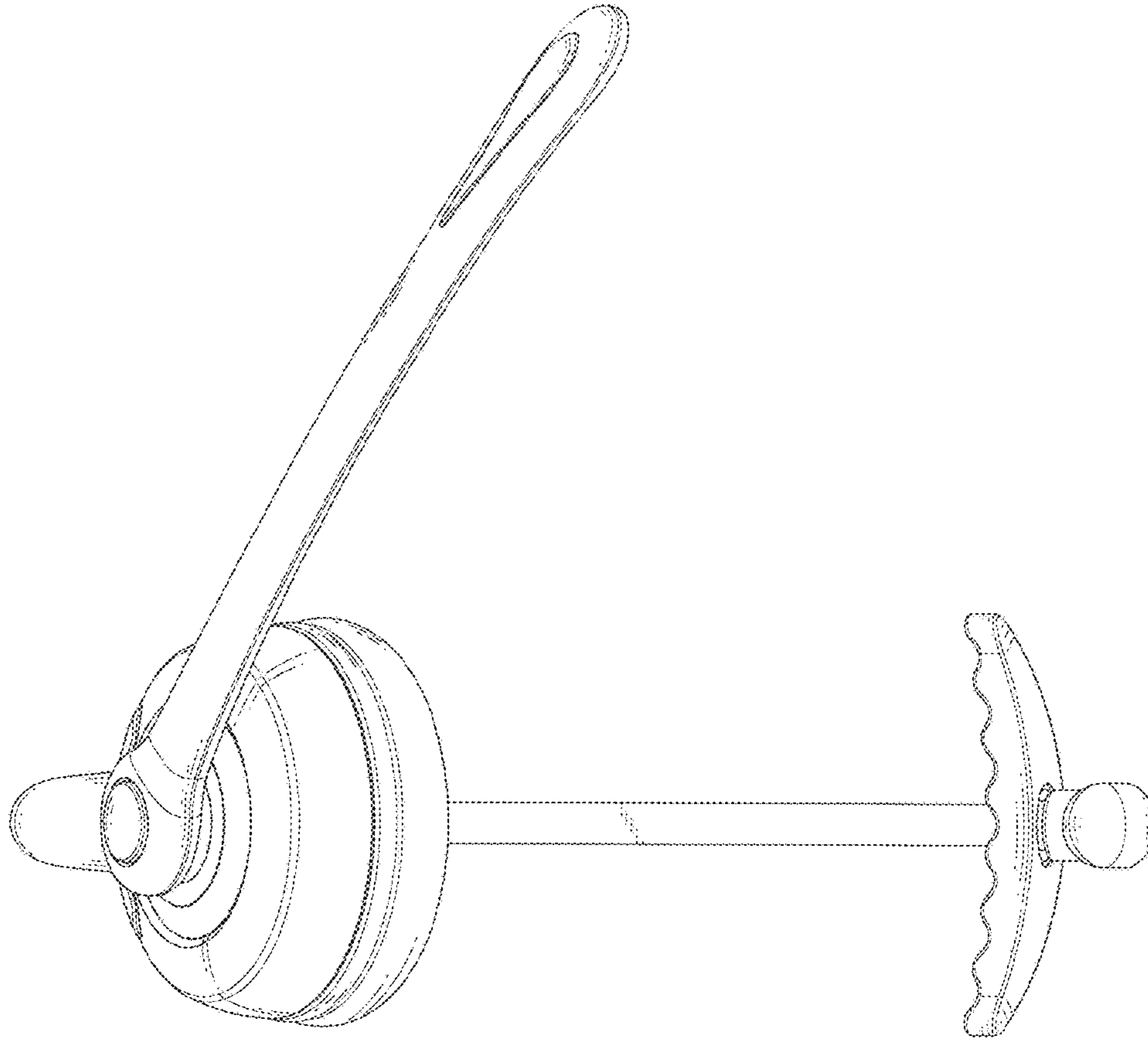


Fig.7