



US00D822632S

(12) **United States Design Patent**
Lee et al.

(10) **Patent No.:** **US D822,632 S**
(45) **Date of Patent:** **** *Jul. 10, 2018**

(54) **TV RECEIVER**

CPC ... G06F 1/1601; G06F 1/1643; H05K 5/0004;
H05K 5/0017; H05K 5/02; H05K 5/0217
See application file for complete search history.

(71) Applicant: **LG ELECTRONICS INC.**, Seoul
(KR)

(56) **References Cited**

(72) Inventors: **Yongho Lee**, Seoul (KR); **Jongchul Kim**, Seoul (KR); **Jeongrok Lee**, Seoul (KR); **Kyongtae Han**, Seoul (KR); **Sunggu Joe**, Seoul (KR)

U.S. PATENT DOCUMENTS

(73) Assignee: **LG ELECTRONICS INC.**, Seoul
(KR)

D682,231 S *	5/2013	Lee	D14/126
D700,586 S *	3/2014	Kim	D14/126
D722,300 S *	2/2015	Won	D14/126
D733,082 S *	6/2015	Hwangbo	D14/126
D754,086 S *	4/2016	Valeur	D14/126
D768,100 S *	10/2016	Seo	D14/126
D772,830 S *	11/2016	Kim	D14/126
D774,483 S *	12/2016	Kim	D14/126
D774,484 S *	12/2016	Han	D14/126
D775,094 S *	12/2016	Kim	D14/126
D778,854 S *	2/2017	Lee	D14/126
D780,140 S *	2/2017	Kim	D14/126
D790,493 S *	6/2017	Han	D14/126

(*) Notice: This patent is subject to a terminal disclaimer.

* cited by examiner

(**) Term: **15 Years**

Primary Examiner — Michael A. Pratt

(21) Appl. No.: **35/502,190**

(74) *Attorney, Agent, or Firm* — Birch, Stewart, Kolasch & Birch, LLP

(22) Filed: **Jun. 24, 2016**

(80) **Hague Agreement Data**

(57) **CLAIM**

Int. Filing Date: **Jun. 24, 2016**
Int. Reg. No.: **DM/092218**
Int. Reg. Date: **Jun. 24, 2016**
Int. Reg. Pub. Date: **Dec. 30, 2016**

The ornamental design for a TV receiver, as shown and described.

(30) **Foreign Application Priority Data**

DESCRIPTION

Dec. 28, 2015 (KR) 30-2015-0066600

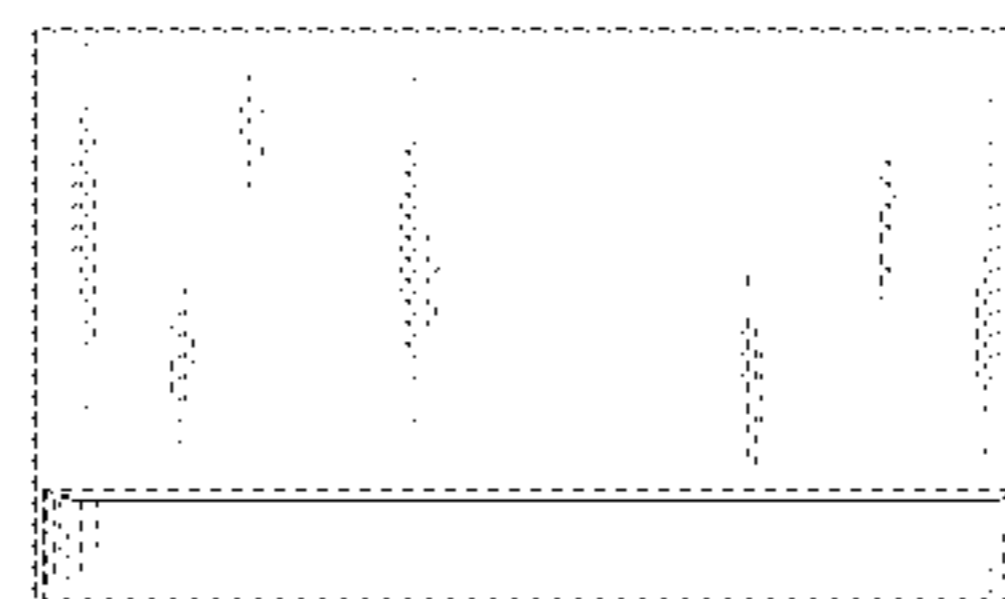
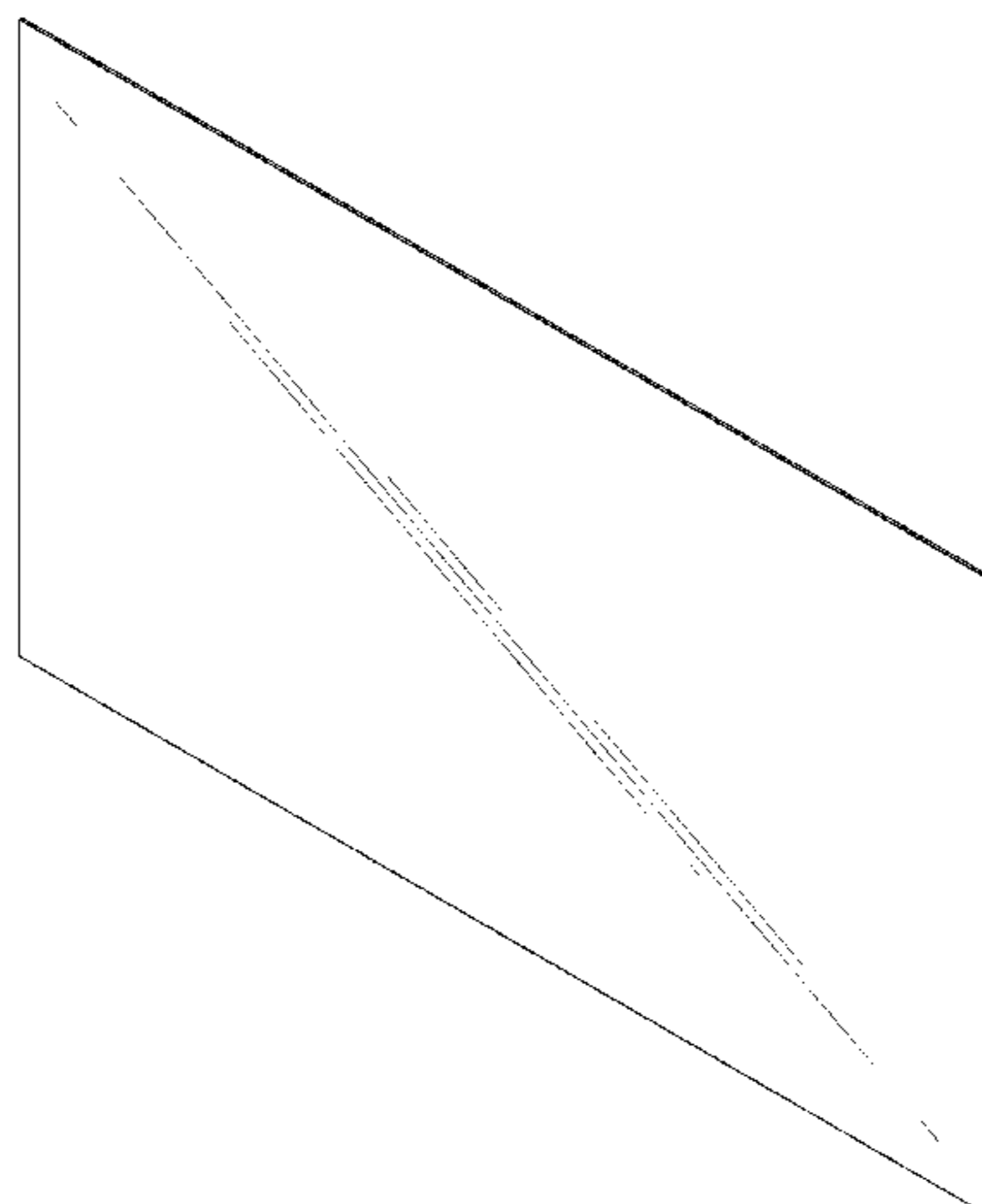
- 1. TV receiver
- 1.1 : Perspective
- 1.2 : Front
- 1.3 : Back
- 1.4 : Left
- 1.5 : Right
- 1.6 : Top
- 1.7 : Bottom
- 1.8 : Enlarged
- 1.9 : Enlarged

(51) **LOC (11) Cl.** **14-03**

(52) **U.S. Cl.**
USPC **D14/126**

(58) **Field of Classification Search**
USPC D14/126, 127, 128, 336, 448

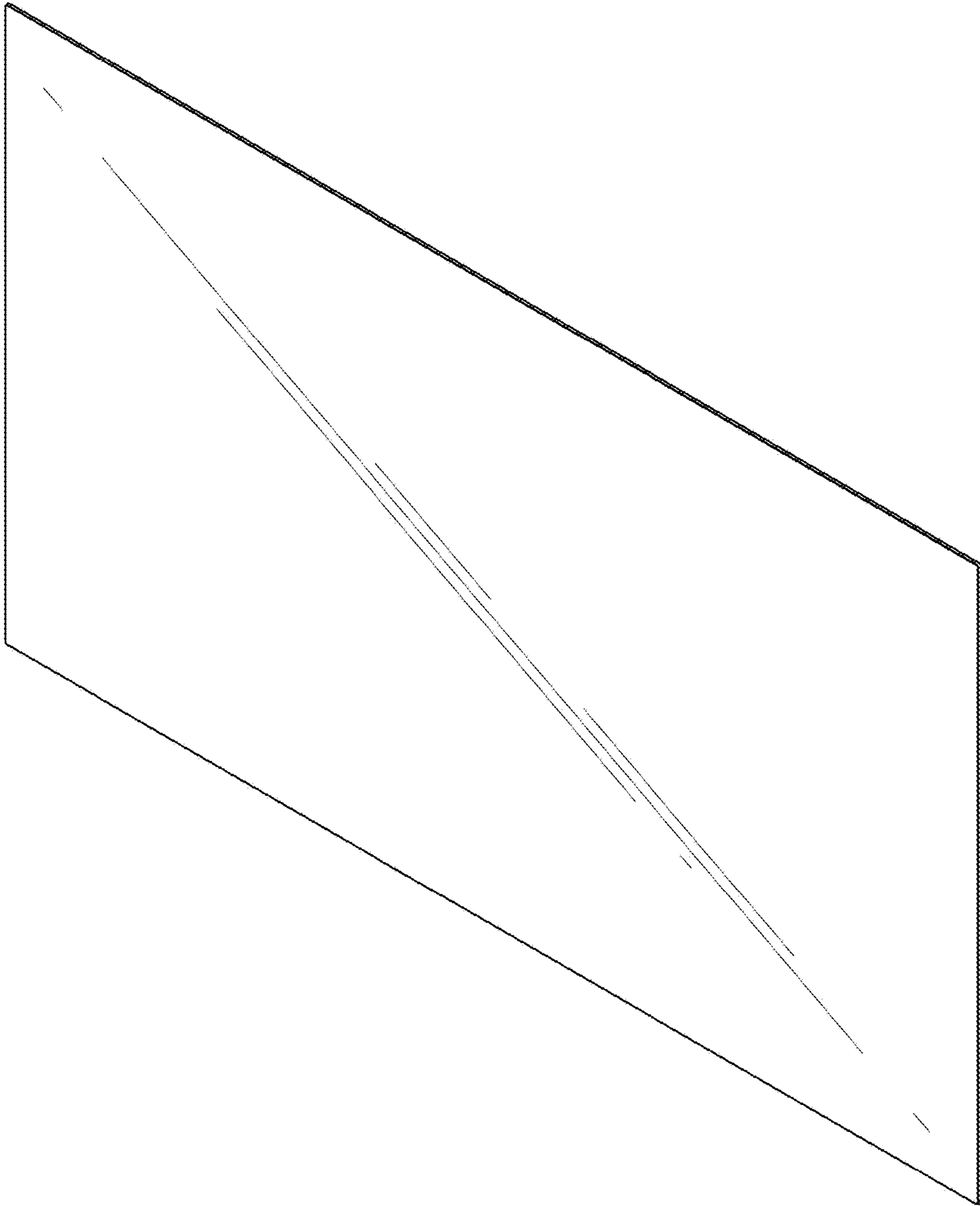
(Continued)



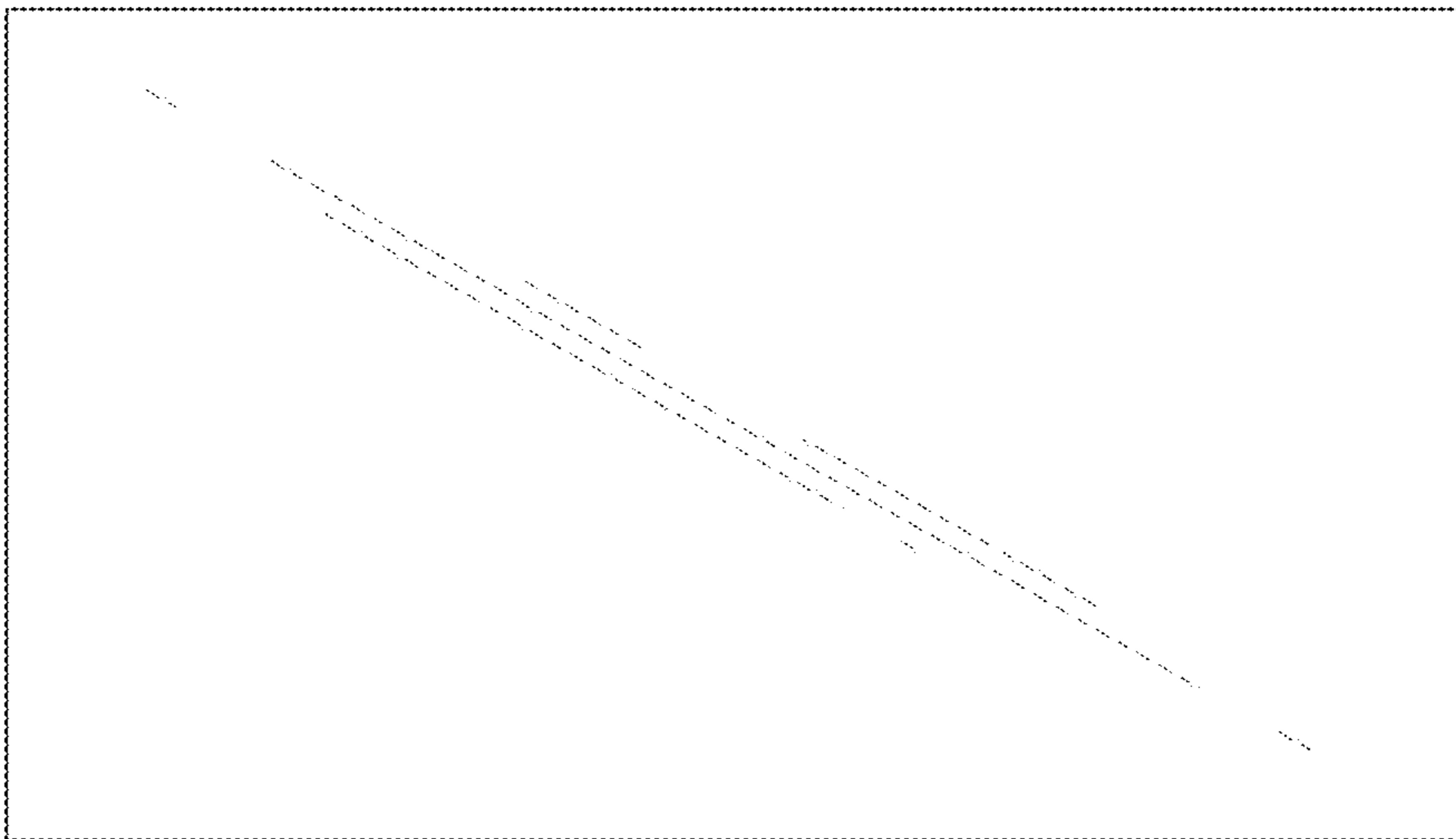
The dot-dash broken line showings in FIGS. 1.8 and 1.9 are for the purpose of illustrating partially enlarged views only and form no part of the claimed design.

1 Claim, 9 Drawing Sheets

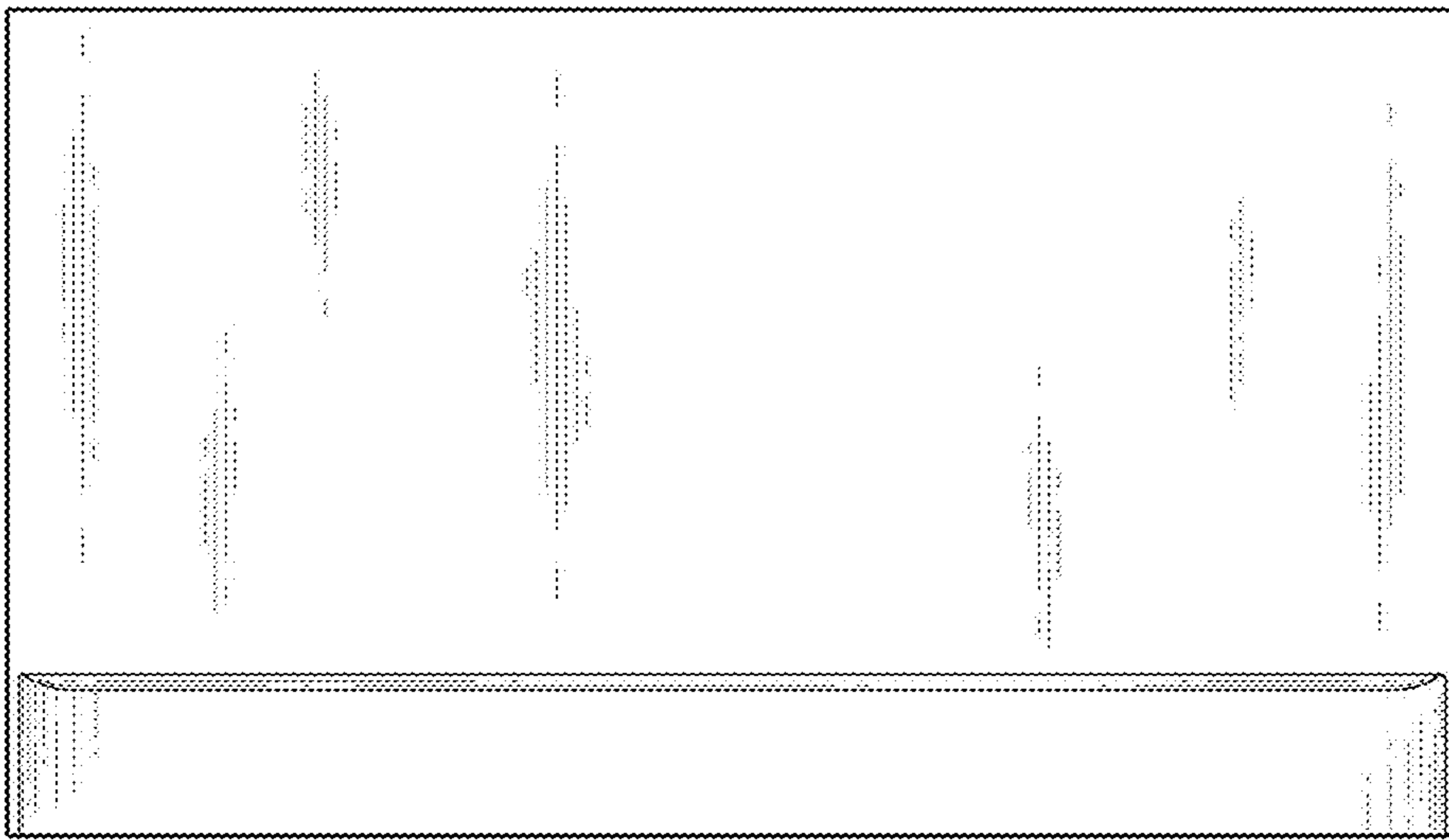
1.1



1.2



1.3




1.4




1.5



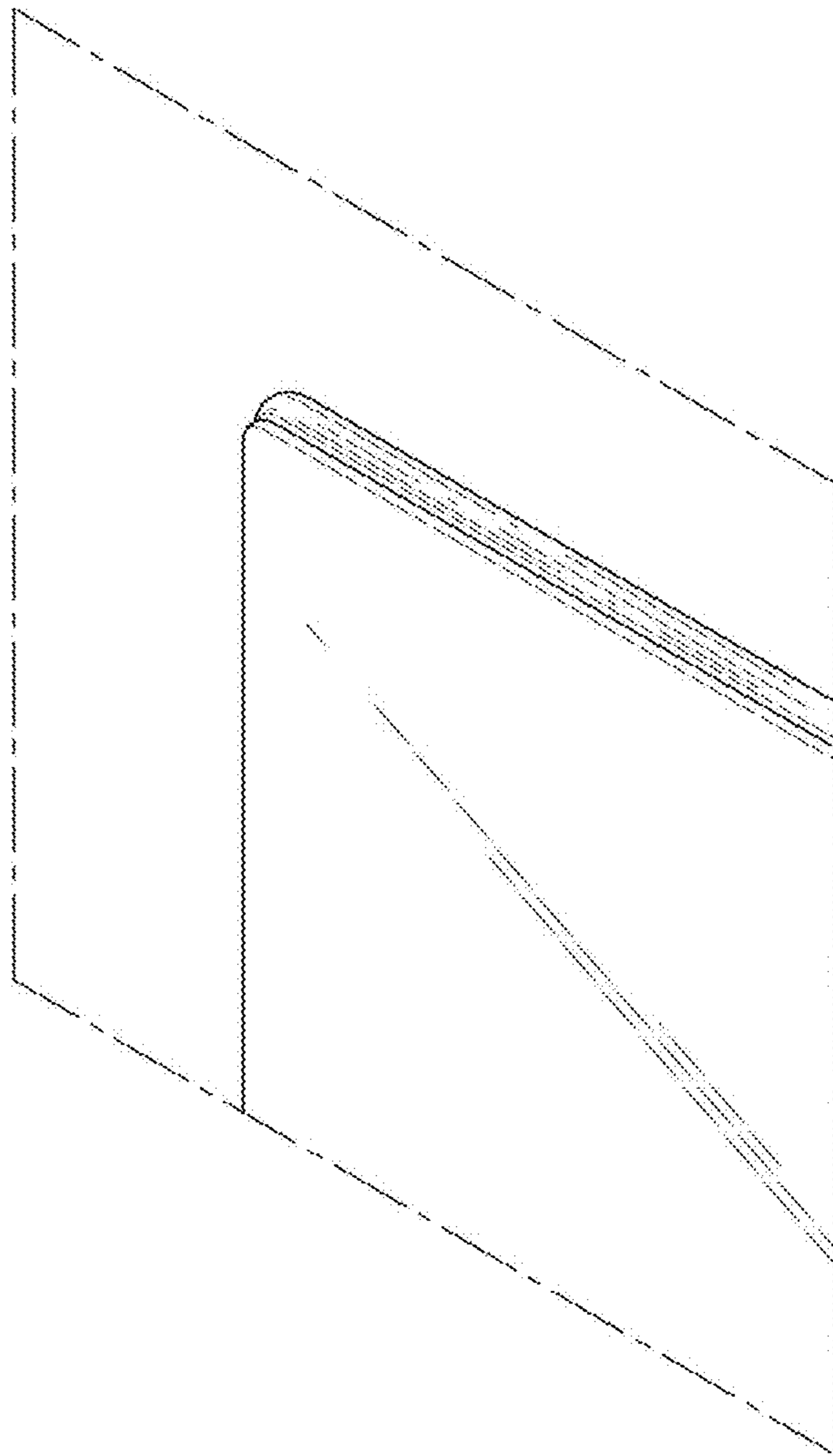
1.6



1.7



1.8



1.9

