

US00D822626S

(12) **United States Design Patent** (10) **Patent No.:** **US D822,626 S**  
**Reilly et al.** (45) **Date of Patent:** **\*\* Jul. 10, 2018**

(54) **HEATSINK**

FOREIGN PATENT DOCUMENTS

(71) Applicant: **ABL IP Holding LLC**, Decatur, GA (US)

CN 200972859 Y 11/2007  
WO 2014173419 A1 6/2014  
WO 2014134911 A1 9/2014

(72) Inventors: **John M. Reilly**, Atlanta, GA (US); **Jeff R. Shaner**, Loganville, GA (US)

OTHER PUBLICATIONS

(73) Assignee: **ABL IP Holding LLC**, Atlanta, GA (US)

Embedded, "Hybrid heat sinks provide optimal cooling for embedded systems", Accessed Jun. 26, 2017, Posted on May 20, 2009, (<http://www.embedded.com/print/4027004>).

(\*\*) Term: **15 Years**

(Continued)

(21) Appl. No.: **29/585,186**

*Primary Examiner* — Jennifer Rivard

(22) Filed: **Nov. 21, 2016**

*Assistant Examiner* — April Rivas

(51) **LOC (11) Cl.** ..... **13-03**

(74) *Attorney, Agent, or Firm* — Kilpatrick Townsend & Stockton LLP

(52) **U.S. Cl.**

USPC ..... **D13/179**

(58) **Field of Classification Search**

USPC ..... D13/179, 145, 184

CPC . F28D 15/0275; F28D 21/0003; F02M 26/32;

F28F 1/025; F28F 3/022; F28F 21/00;

H01L 23/3677

See application file for complete search history.

(57) **CLAIM**

The ornamental design for a heat sink, as shown and described.

(56) **References Cited**

**DESCRIPTION**

U.S. PATENT DOCUMENTS

4,541,004 A 9/1985 Moore  
4,694,223 A 9/1987 Campolo  
5,299,090 A \* 3/1994 Brady ..... H01L 23/3677  
165/185  
5,369,301 A \* 11/1994 Hayashi ..... H01L 21/4882  
165/80.3  
D398,295 S \* 9/1998 Chang ..... D13/179  
D426,196 S 6/2000 Lee  
D426,814 S 6/2000 Lee  
D490,383 S 5/2004 Tan  
6,807,059 B1 \* 10/2004 Dale ..... H01L 21/4882  
165/185  
6,838,834 B2 1/2005 Okawa  
D524,547 S 7/2006 Hay  
7,635,953 B2 12/2009 Tumula et al.

FIG. 1 is a top perspective view of the heat sink.

FIG. 2 is a left side elevation view of the heat sink of FIG. 1.

FIG. 3 is a right side elevation view of the heat sink of FIG. 1.

FIG. 4 is a front elevation view of the heat sink of FIG. 1.

FIG. 5 is a rear elevation view of the heat sink of FIG. 1.

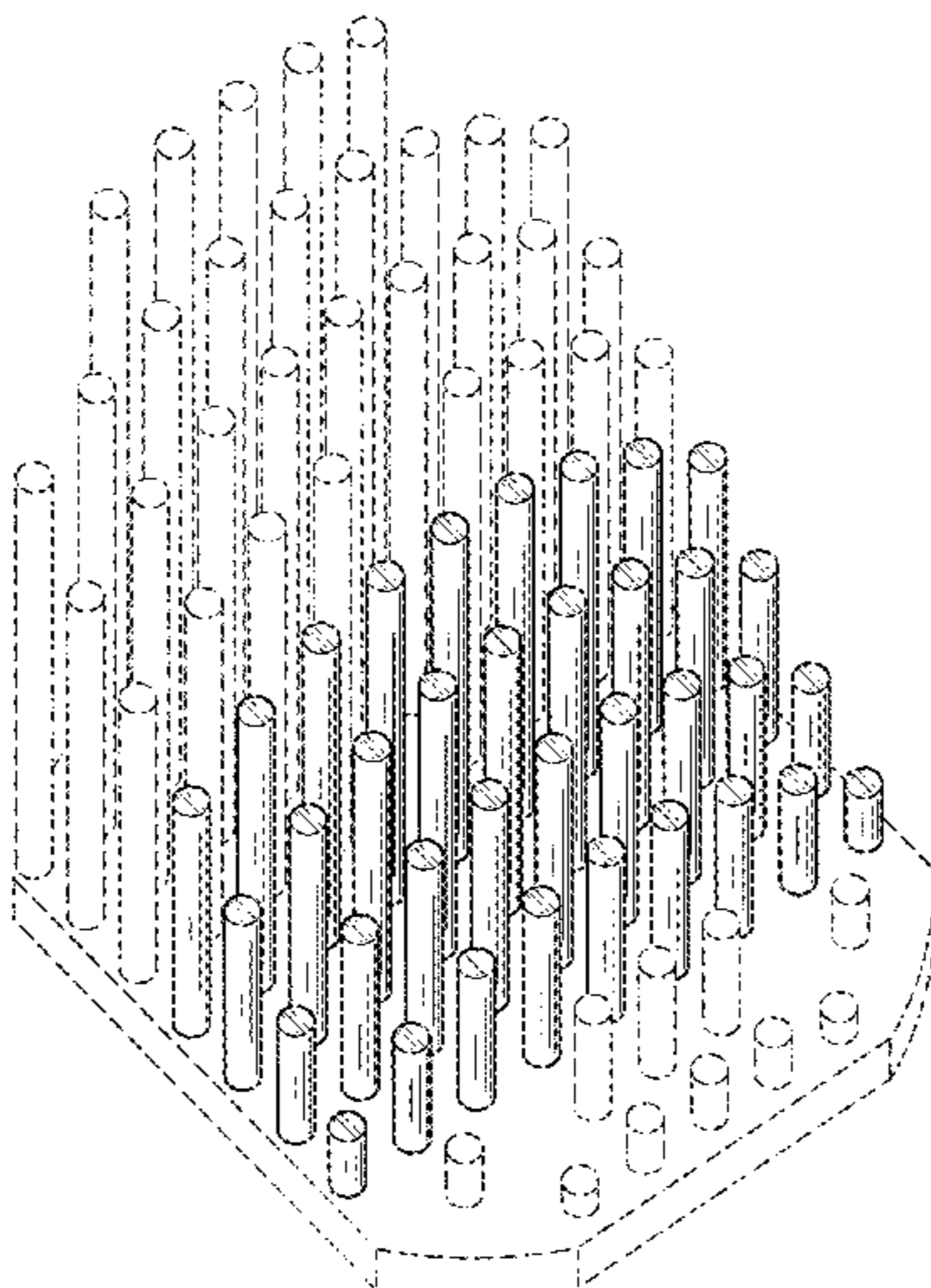
FIG. 6 is a top plan view of the heat sink of FIG. 1; and,

FIG. 7 is a bottom plan view of the heat sink of FIG. 1.

Portions or features of the heat sink not shown in the drawings form no part of the claimed design. The evenly dotted broken lines in the drawings illustrate unclaimed features of the claimed design and form no part of the claimed design.

(Continued)

**1 Claim, 7 Drawing Sheets**



(56)

References Cited

U.S. PATENT DOCUMENTS

7,644,753 B2 \* 1/2010 Ghosh ..... F28D 15/0233  
165/104.26

D634,280 S \* 3/2011 Chua ..... D13/179

D662,898 S 7/2012 Petroski

8,262,256 B2 9/2012 Biebl et al.

8,362,677 B1 1/2013 Morejon et al.

D677,636 S 3/2013 Lee

D694,017 S 11/2013 Caggiano

D731,447 S \* 6/2015 Ward ..... D13/179

D736,724 S 8/2015 Shum

D800,676 S 10/2017 Onda et al.

D800,677 S \* 10/2017 Onda ..... D13/179

2004/0190257 A1 \* 9/2004 Chang ..... H01L 23/3677  
361/703

2007/0120250 A1 \* 5/2007 Fairchild ..... H01L 23/3677  
257/712

2007/0284092 A1 12/2007 Ghosh

2009/0154168 A1 6/2009 Zhang et al.

2009/0321901 A1 12/2009 Lopez

2010/0276118 A1 11/2010 Lin

2012/0118112 A1 1/2012 Chua

2012/0044642 A1 2/2012 Rodriguez

2012/0120608 A1 5/2012 Guan

2013/0306291 A1 \* 11/2013 Tung ..... H01L 23/3677  
165/185

2013/0327370 A1 12/2013 Ward

2013/0343056 A1 12/2013 Wilhelm

2016/0059437 A1 \* 3/2016 Lacy ..... B28B 1/001  
228/164

2016/0069622 A1 3/2016 Alexiou

2016/0223183 A1 8/2016 Zou

2016/0245493 A1 \* 8/2016 Eustace ..... F21V 29/673

2016/0298913 A1 10/2016 Guo

2017/0191709 A1 \* 7/2017 Chen ..... F28F 3/022

2017/0248379 A1 \* 8/2017 Kadijk ..... F28F 3/022

2017/0292793 A1 \* 10/2017 Sun ..... F28D 15/0233

OTHER PUBLICATIONS

Enzotech, "Enzotech's Spread Pin heat Sink Introduction", Accessed Jun. 26, 2017, First captured on Mar. 10, 2012, (<http://www.enzotechnology.com/spreadpin.htm>).

Ledcooler, "Round Pin Fin LED Cooler, Cold Forged AL 1070 LED Heatsink", Accessed Jun. 26, 2017, posted Apr. 12, 2014, (<http://ledcooler.blogspot.com/2014/12/round-pin-fin-cooler-forged-heatsink.html>).

Extended European Search Report for European Application No. EP17200163.8, dated Dec. 19, 2017, (7 pages).

Partial European Search Report and Notification to Pay Further Search Fee (Rule 64) for European Application No. EP17200167.9, dated Dec. 22, 2017, (12 pages).

Notice of Allowance for U.S. Appl. No. 29/575,857, dated Jan. 5, 2018, 7 pages.

Notice of Allowance for U.S. Appl. No. 29/575,856, dated Jul. 10, 2017, 10 pages.

Notice of Allowance for U.S. Appl. No. 29/575,858, dated Jul. 11, 2017, 11 pages.

Non-Final Office Action for U.S. Appl. No. 29/575,857, dated Jul. 11, 2017, 12 pages.

\* cited by examiner

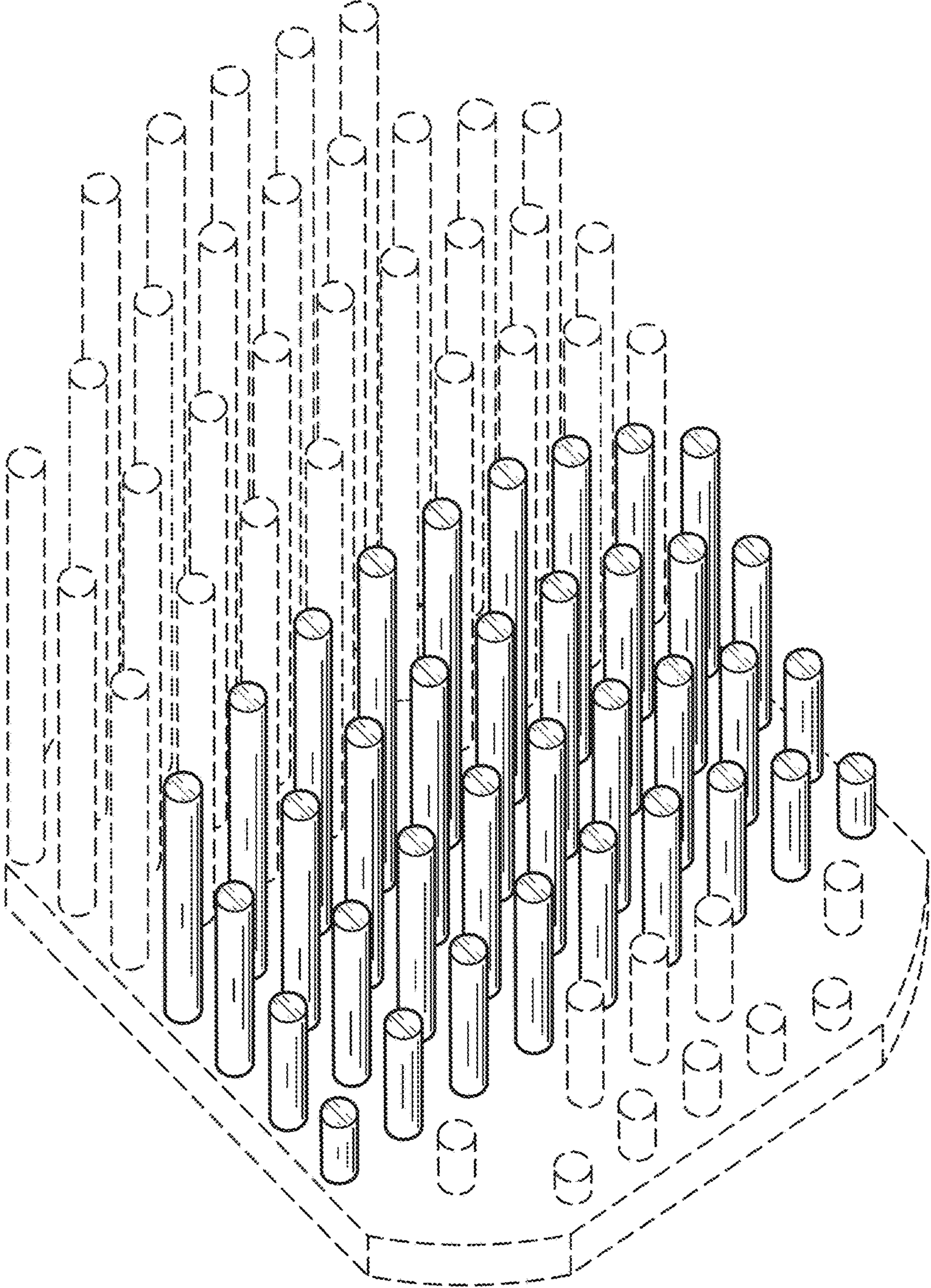
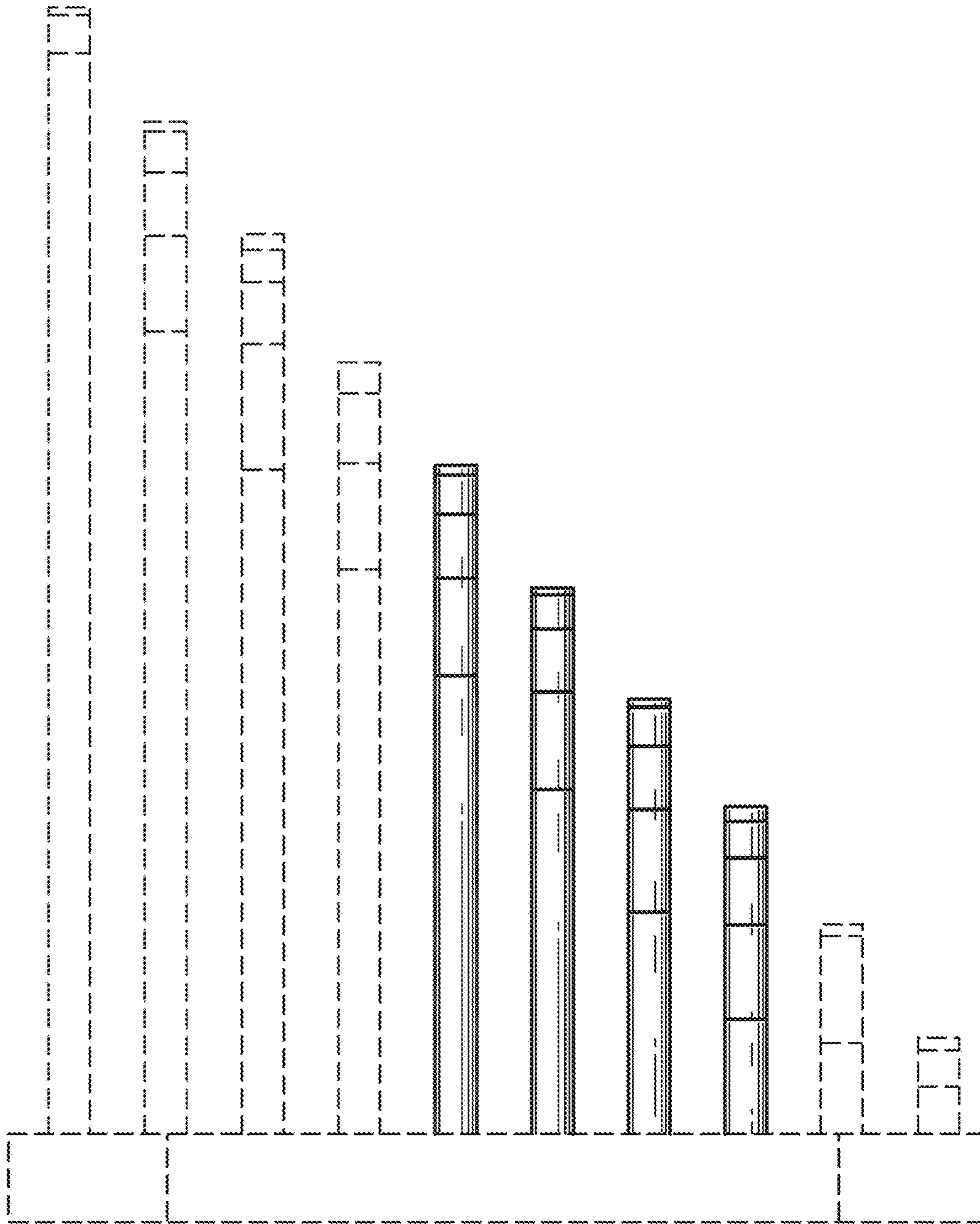


FIG. 1



**FIG. 2**

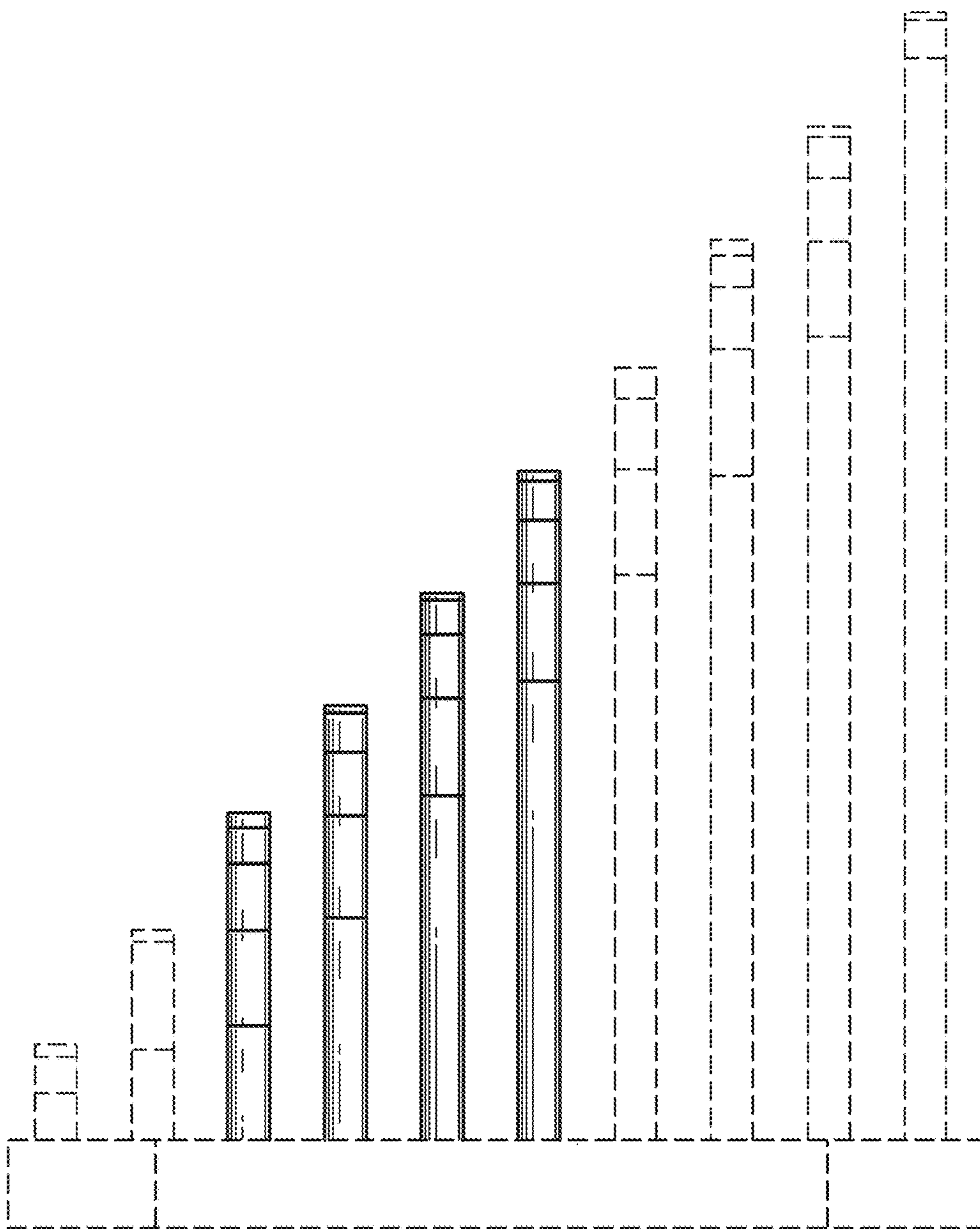


FIG. 3

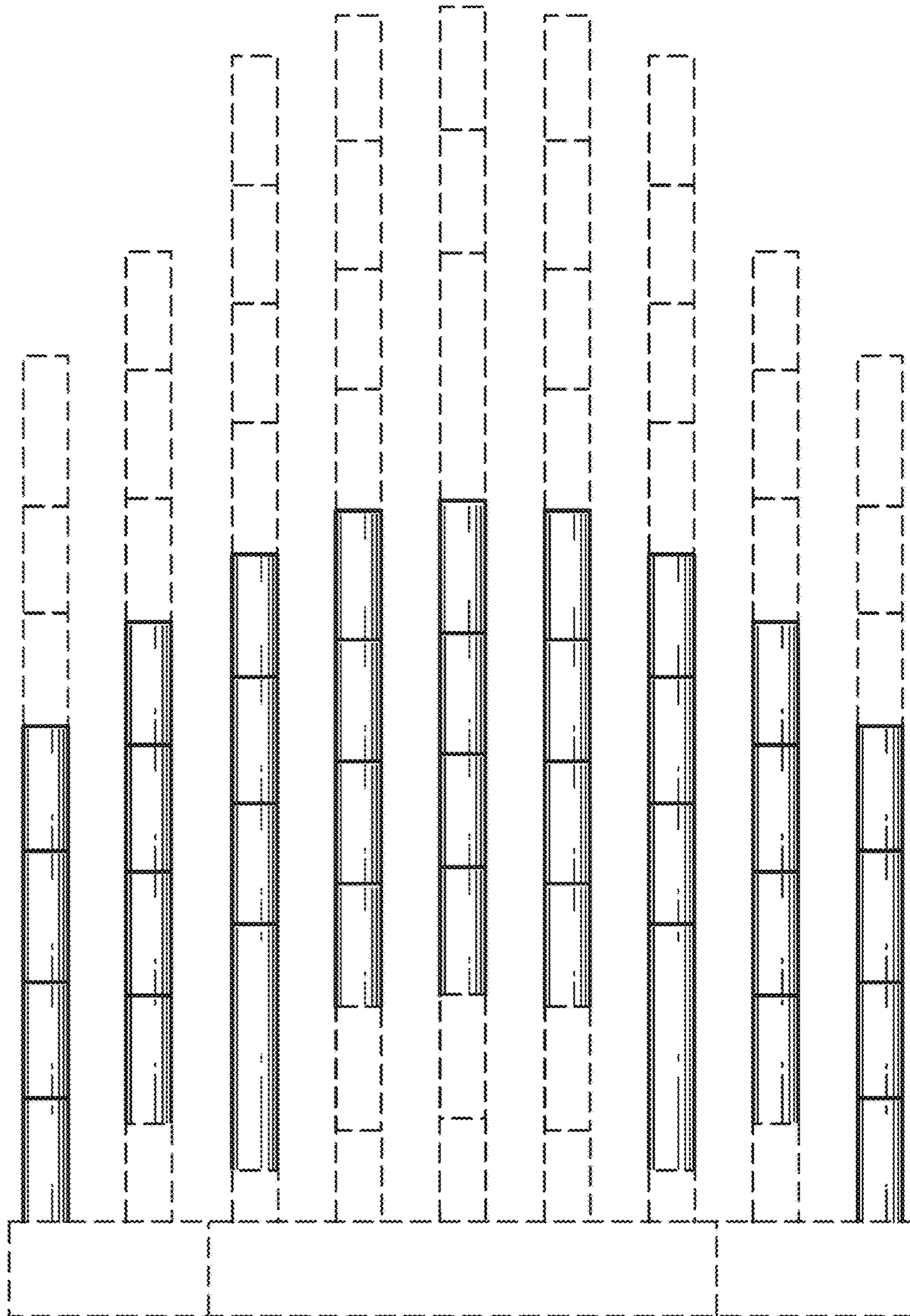


FIG. 4





FIG. 5







**FIG. 7**