



US00D822620S

(12) **United States Design Patent** (10) **Patent No.:** **US D822,620 S**
Miholic (45) **Date of Patent:** **** *Jul. 10, 2018**

- (54) **DIGITAL SAFETY RELAY**
- (71) Applicant: **ABB Schweiz AG**, Baden (CH)
- (72) Inventor: **Stefan Miholic**, Kungsbacka (SE)
- (73) Assignee: **ABB Schweiz AG**, Baden (CH)
- (*) Notice: This patent is subject to a terminal disclaimer.
- (**) Term: **15 Years**
- (21) Appl. No.: **29/598,516**
- (22) Filed: **Mar. 27, 2017**
- (30) **Foreign Application Priority Data**

Sep. 27, 2016 (EM) 003396522

(51) **LOC (11) Cl.** **13-03**

(52) **U.S. Cl.**
USPC **D13/159**

(58) **Field of Classification Search**

USPC D13/110, 112, 118–123, 133, 134,
D13/145–147, 149, 154, 156, 158–161,
D13/173, 178, 183, 184, 199
CPC .. H01H 3/00; H01H 9/00; H01H 9/02; H01H
9/14; H01H 9/30; H01H 45/00; H01H
47/00; H01H 51/00; H01H 50/02; H01H
51/12; H01H 51/28; H01H 51/29; H05K
5/00; H05K 5/02; H01R 4/26; H01R
4/48; H01R 13/00; H01R 13/02; H01R
13/04; H01R 13/06

See application file for complete search history.

(56) **References Cited**

U.S. PATENT DOCUMENTS

D494,142 S * 8/2004 Schon D13/162
D534,490 S * 1/2007 Ogawa D13/110

D566,049 S * 4/2008 Radau D13/162
D567,191 S * 4/2008 Eichinger D13/158
D595,239 S * 6/2009 Inoue D13/158
D600,213 S * 9/2009 Inoue D13/133
D616,833 S * 6/2010 Heggemann D13/164
D616,834 S * 6/2010 Heggemann D13/164
D811,349 S * 2/2018 Huettemeier D13/158
D811,350 S * 2/2018 Huettemeier D13/158
2008/0092604 A1 * 4/2008 Trinh H05K 7/1474
70/57
2009/0203234 A1 * 8/2009 Heggemann H01R 9/2625
439/59
2014/0212715 A1 * 7/2014 Kim H01M 10/0468
429/94
2015/0173223 A1 * 6/2015 Binner H01R 9/2408
174/50

(Continued)

Primary Examiner — Thomas J Johannes

Assistant Examiner — Shawn T Gingrich

(74) *Attorney, Agent, or Firm* — Whitmyer IP Group LLC

(57) **CLAIM**

The ornamental design for a digital safety relay, as shown and described.

DESCRIPTION

FIG. 1 is a front left side isometric view of a digital safety relay in accordance with the new design, wherein a visual marking representing a symbol for relay contacts is shown in broken lines;

FIG. 2 is a left side elevation view thereof;

FIG. 3 is a right side elevation view thereof;

FIG. 4 is a top plan view thereof;

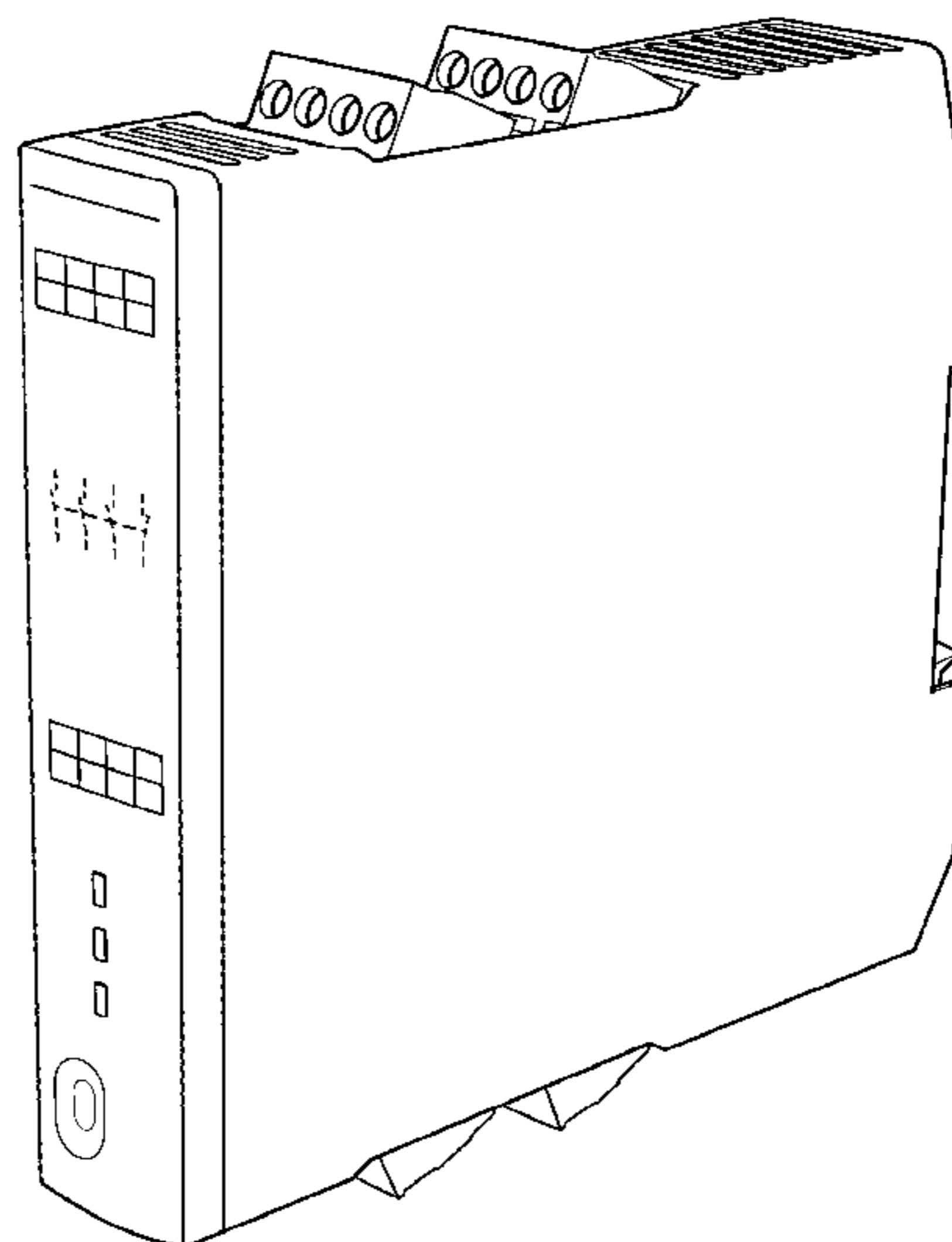
FIG. 5 is a bottom plan view thereof;

FIG. 6 is a front elevation view thereof, wherein the visual marking representing the symbol for relay contacts is shown in broken lines; and,

FIG. 7 is a rear elevation view thereof.

The broken lines in the drawings illustrate portions of the digital safety relay that form no part of the claimed design.

1 Claim, 7 Drawing Sheets



(56)

References Cited

U.S. PATENT DOCUMENTS

2015/0357726 A1* 12/2015 Hoppmann H01R 4/4818
439/816

* cited by examiner

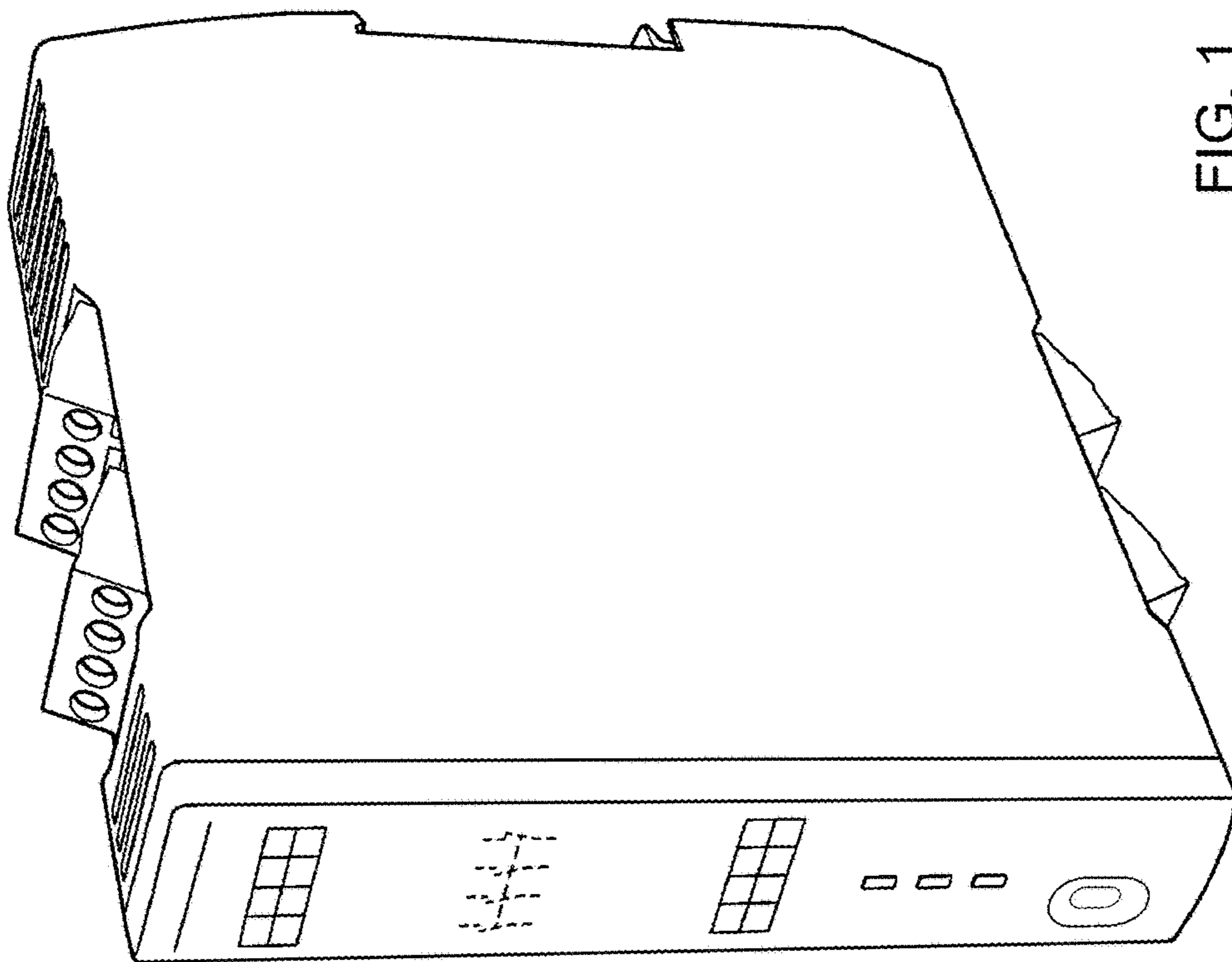


FIG. 1

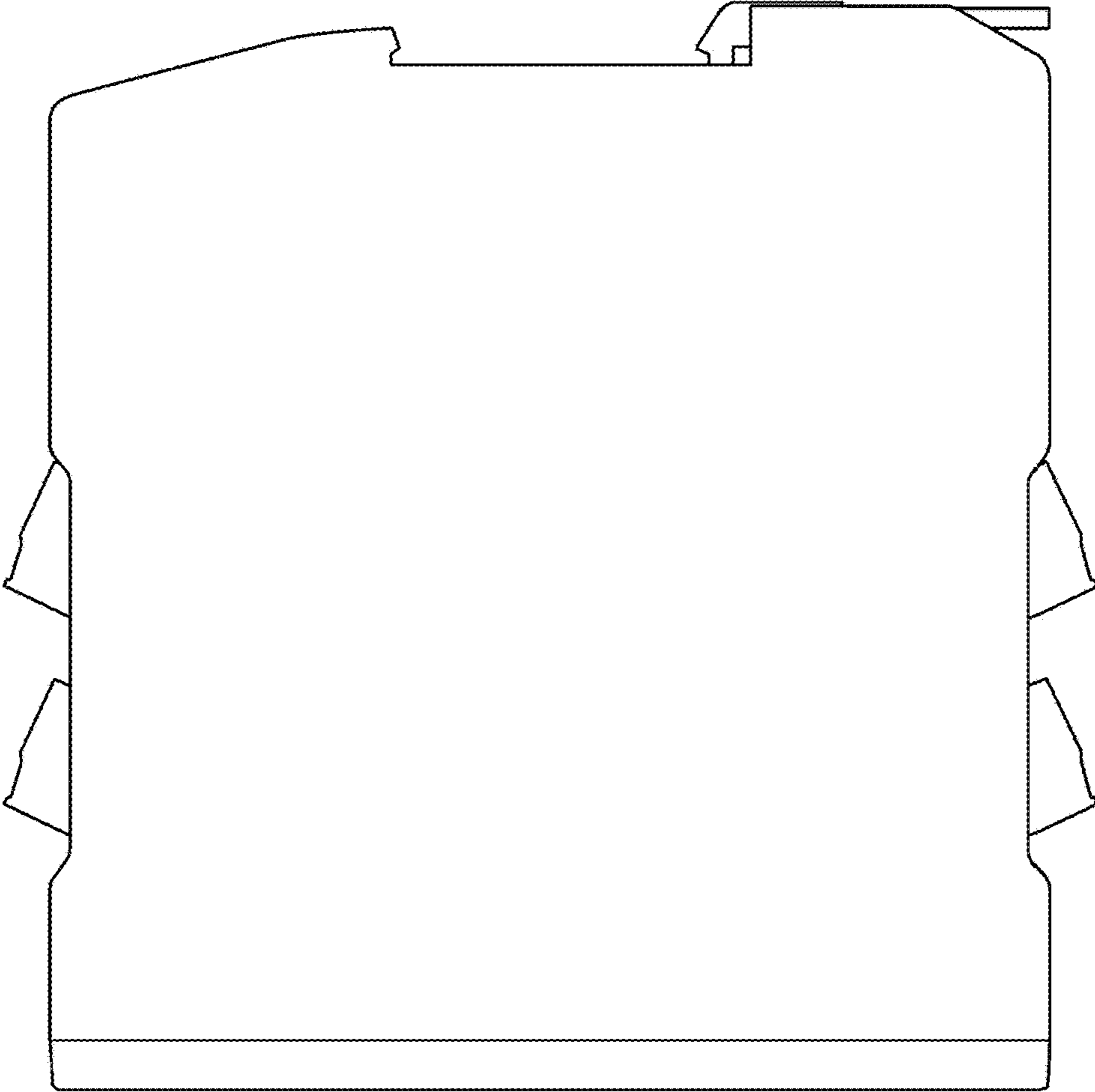


FIG. 2




FIG. 3

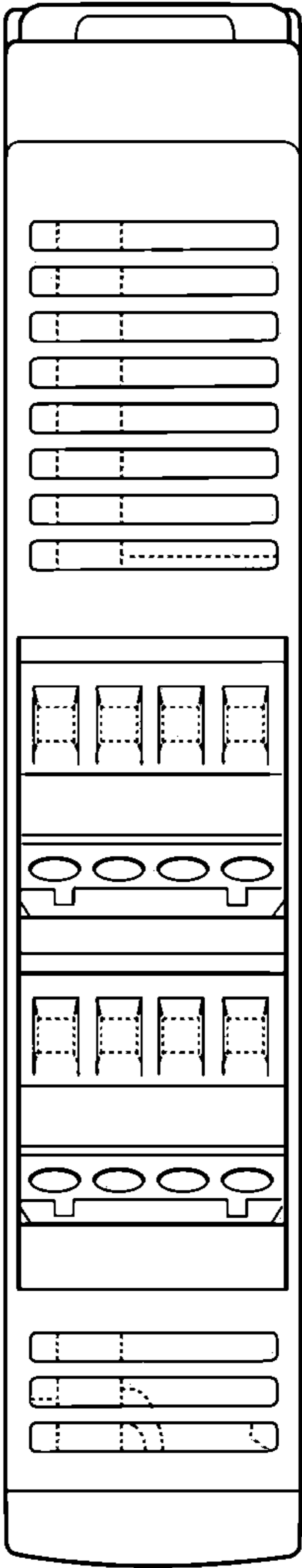


FIG. 4

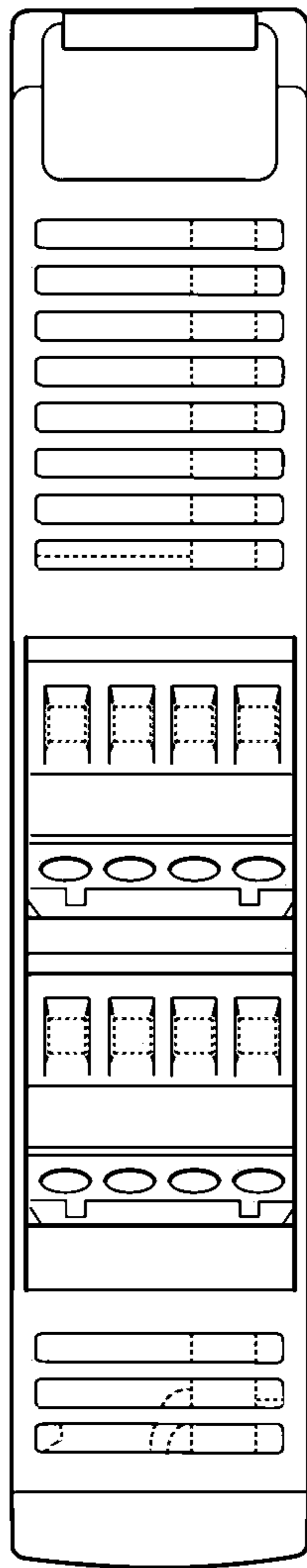


FIG. 5

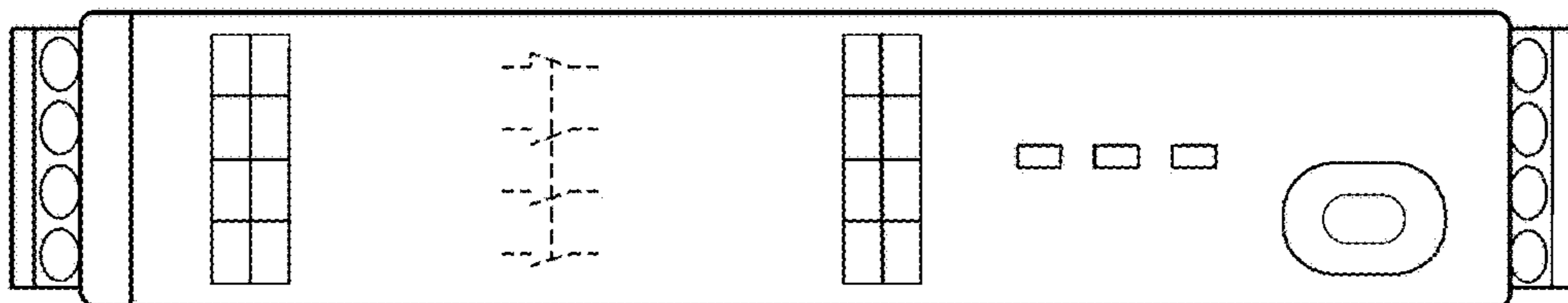


FIG. 6




FIG. 7