



US00D822617S

(12) **United States Design Patent**
Baldwin

(10) **Patent No.:** **US D822,617 S**
(45) **Date of Patent:** **** Jul. 10, 2018**

- (54) **CORNER CABLE CONDUIT**
- (71) Applicant: **Jeffrey Baldwin**, Anthem, AZ (US)
- (72) Inventor: **Jeffrey Baldwin**, Anthem, AZ (US)
- (**) Term: **15 Years**
- (21) Appl. No.: **29/567,742**
- (22) Filed: **Jun. 12, 2016**
- (51) **LOC (11) Cl.** **13-03**
- (52) **U.S. Cl.**
USPC **D13/155**
- (58) **Field of Classification Search**
USPC D13/155, 123, 133, 153, 154, 156, 184,
D13/199; D8/349, 354, 380; D23/259,
D23/262; 138/156, 162; 174/68.1, 68.3,
174/71 R, 72 C, 74 R, 481, 503, 504, 660,
174/665, 667, 668; 385/134, 136, 137;
403/83, 92, 403
CPC .. H02G 3/02; H02G 3/04; H02G 3/06; H02G
3/14; H02G 3/0418; H02G 3/045; H02G
3/0608; G02B 6/4459; F16L 3/22
See application file for complete search history.

- (56) **References Cited**
U.S. PATENT DOCUMENTS
1,189,208 A * 6/1916 Hodkinson H02G 3/0418
138/157
1,291,699 A * 1/1919 Abbott F16L 3/00
138/107

- 1,622,032 A * 3/1927 Frederickson H02G 3/0487
138/156
- 3,881,520 A * 5/1975 Murphy F16L 7/00
138/109
- D285,192 S * 8/1986 Hubbard D13/155
- D321,863 S * 11/1991 Henneberger D13/155
- 5,753,855 A * 5/1998 Nicoli H02G 3/0608
138/157
- 7,687,713 B2 * 3/2010 VanderVelde H02G 3/0418
138/111
- 9,455,556 B1 * 9/2016 Baldwin H02G 3/0425

* cited by examiner

Primary Examiner — Derrick Holland
Assistant Examiner — Jennifer O King
(74) *Attorney, Agent, or Firm* — Ryan Liebengood

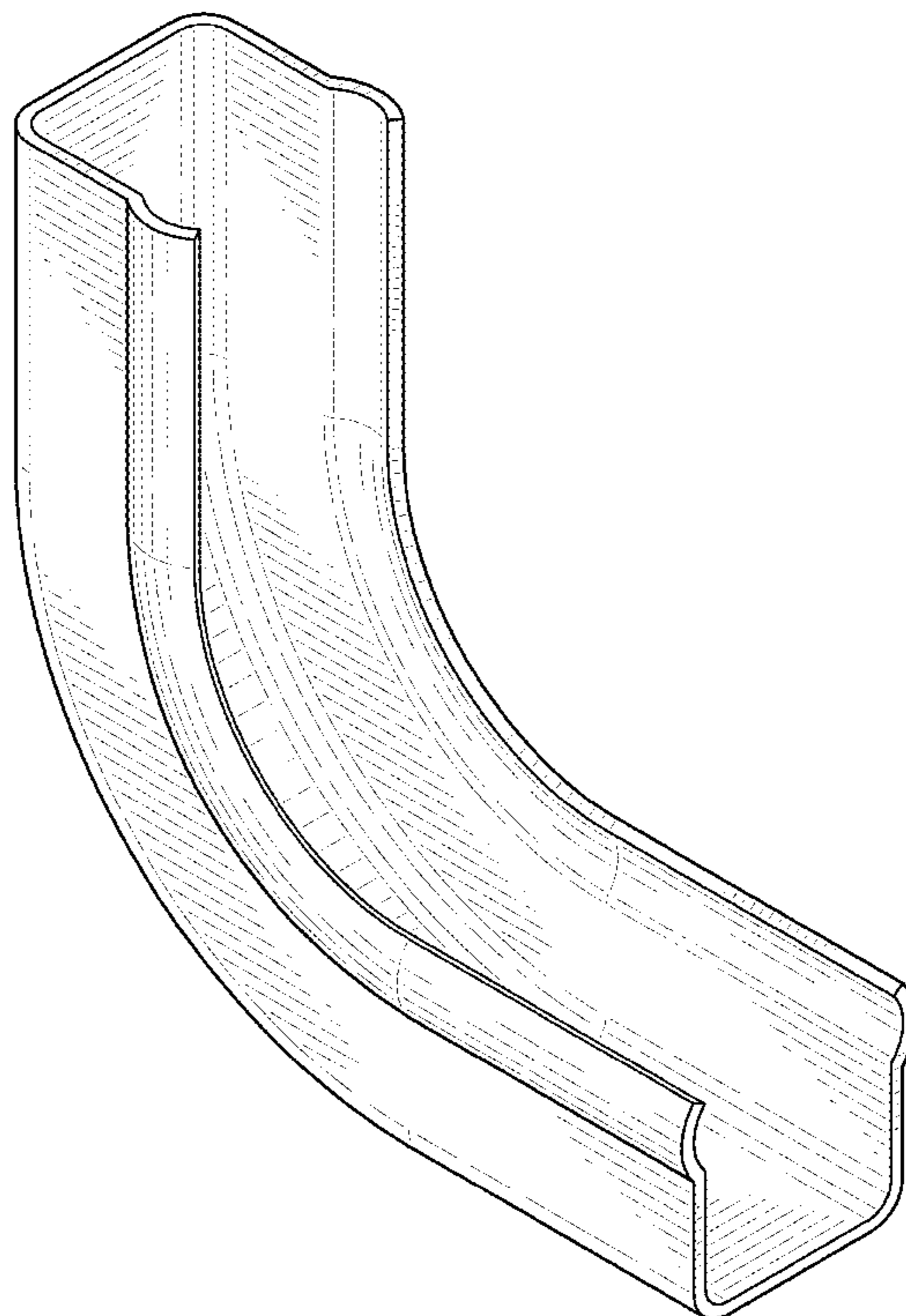
(57) **CLAIM**

I claim the ornamental design for a corner cable conduit, as shown and described.

DESCRIPTION

FIG. 1 is a perspective view of a corner cable conduit showing my design;
FIG. 2 is a left side view thereof;
FIG. 3 is a right side view thereof;
FIG. 4 is a top plan view thereof;
FIG. 5 is a bottom plan view thereof;
FIG. 6 is a rear elevational view thereof; and,
FIG. 7 is a front elevational view thereof.

1 Claim, 5 Drawing Sheets



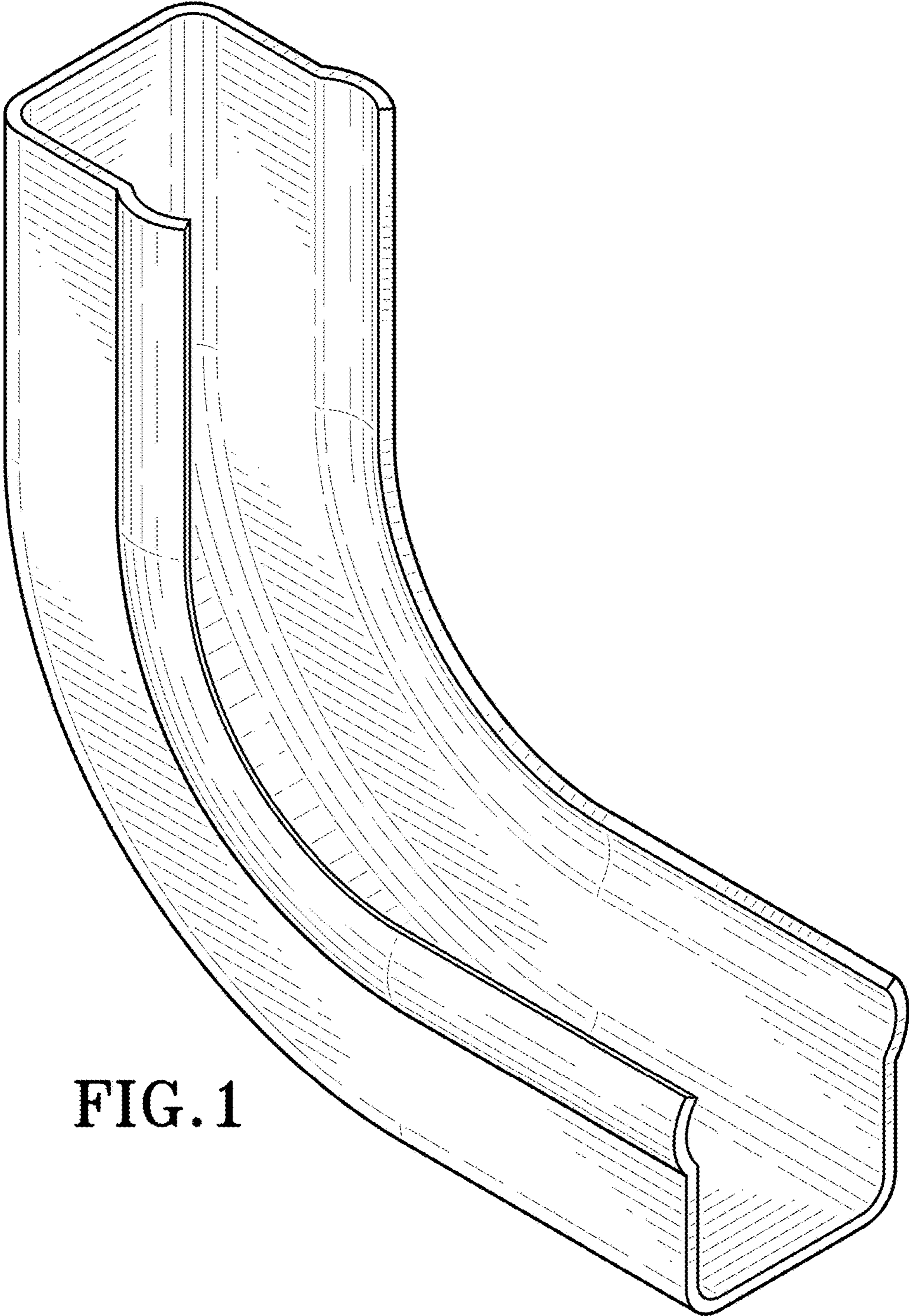


FIG. 1




FIG. 2

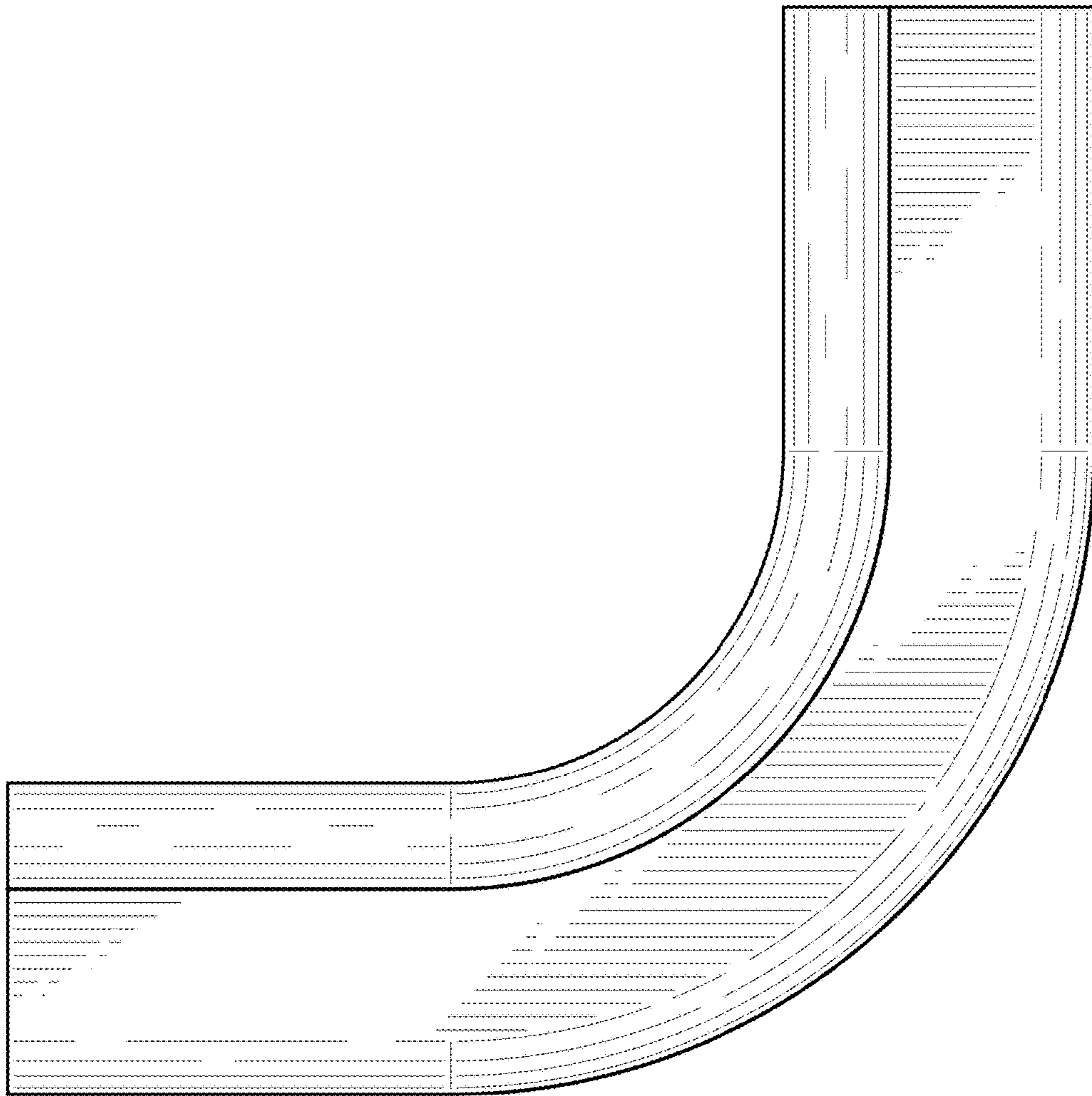


FIG. 3

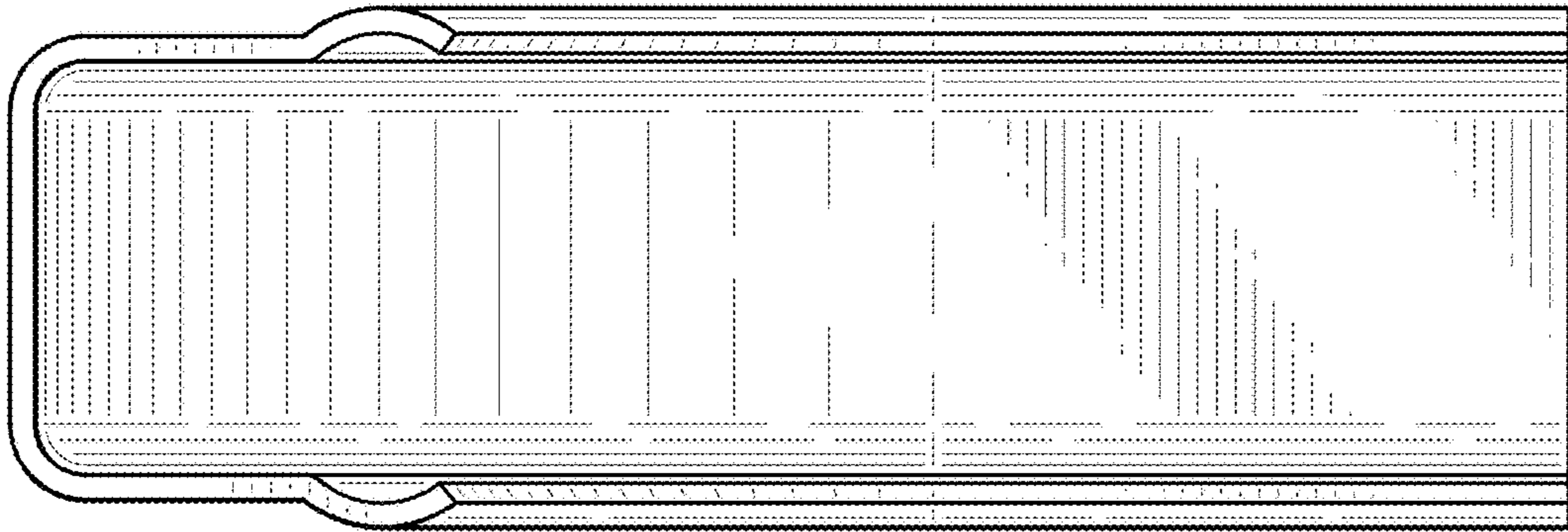


FIG. 4

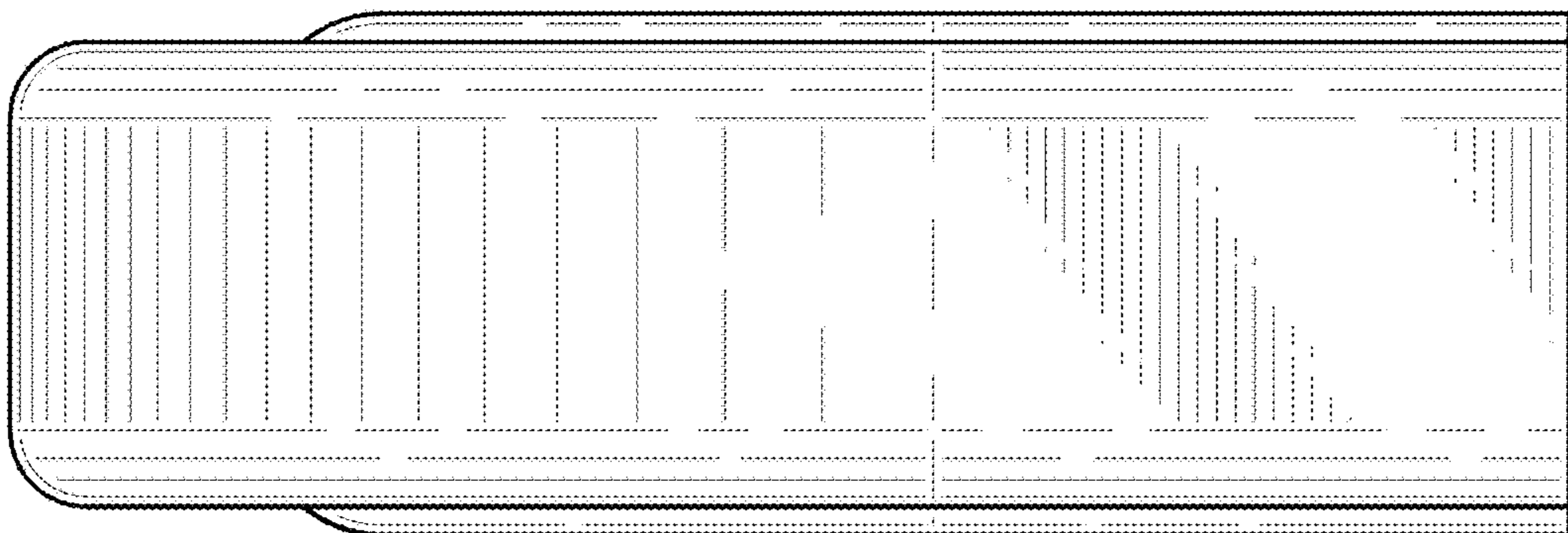


FIG. 5




FIG. 6

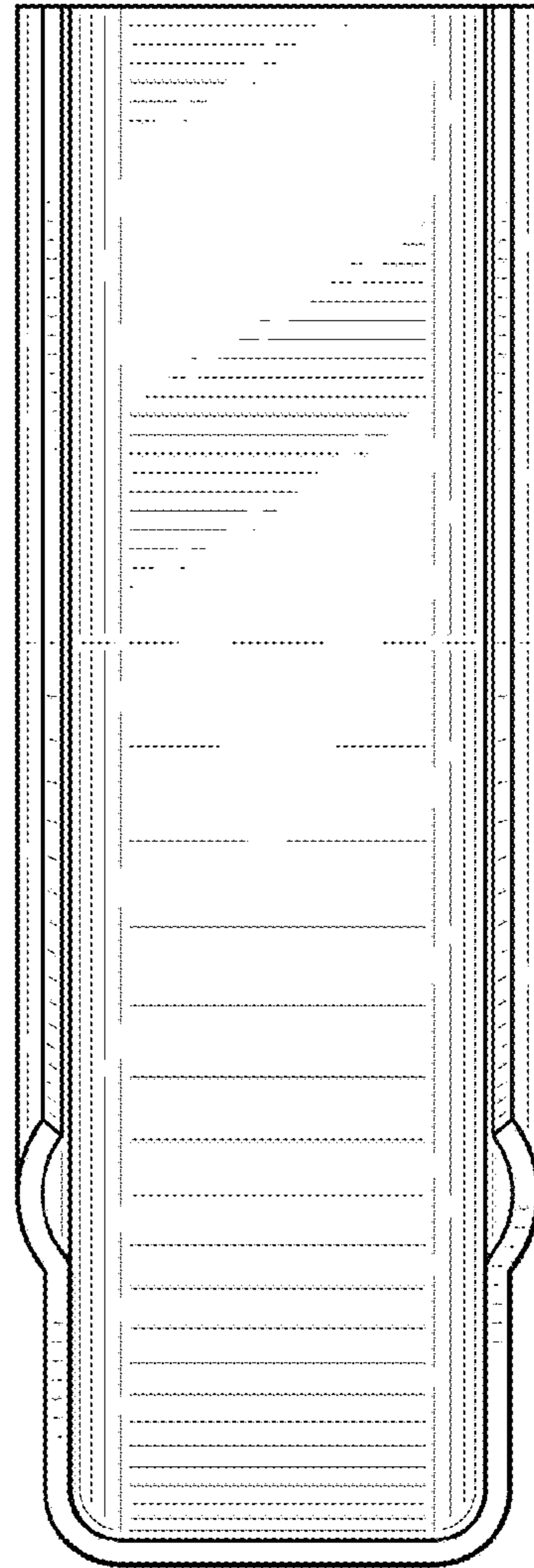


FIG. 7