



US00D822616S

(12) **United States Design Patent**  
**Baldwin**

(10) **Patent No.:** **US D822,616 S**  
(45) **Date of Patent:** **\*\* Jul. 10, 2018**

- (54) **CORNER CABLE CONDUIT**
- (71) Applicant: **Jeffrey Baldwin**, Anthem, AZ (US)
- (72) Inventor: **Jeffrey Baldwin**, Anthem, AZ (US)
- (\*\*) Term: **15 Years**
- (21) Appl. No.: **29/567,741**
- (22) Filed: **Jun. 12, 2016**
- (51) **LOC (11) Cl.** ..... **13-03**
- (52) **U.S. Cl.**  
USPC ..... **D13/155**
- (58) **Field of Classification Search**  
USPC ..... D13/155, 123, 133, 153, 154, 156, 184,  
D13/199; D8/349, 354, 380; D23/259,  
D23/262; 138/156, 162; 174/68.1, 68.3,  
174/71 R, 72 C, 74 R, 481, 503, 504, 660,  
174/665, 667, 668; 385/134, 136, 137;  
403/83, 92, 403  
CPC .. H02G 3/02; H02G 3/04; H02G 3/06; H02G  
3/14; H02G 3/0418; H02G 3/045; H02G  
3/0608; G02B 6/4459; F16L 3/22  
See application file for complete search history.

- 5,753,855 A \* 5/1998 Nicoli ..... H02G 3/0608  
138/157
- D413,306 S \* 8/1999 Scherer ..... D13/155
- D447,737 S \* 9/2001 Scherer ..... D13/155
- 6,492,594 B1 \* 12/2002 Magyar ..... H02G 3/0487  
174/480
- D471,878 S \* 3/2003 Dyer ..... D13/155
- D503,968 S \* 4/2005 Ruddick ..... D23/262
- D669,035 S \* 10/2012 Ruddick ..... D13/155
- D703,151 S \* 4/2014 Ruddick ..... D13/155
- D720,702 S \* 1/2015 Baldwin ..... D13/155
- 9,618,720 B2 \* 4/2017 Sayres ..... G02B 6/50
- D790,477 S \* 6/2017 Ruddick ..... D13/155
- 2001/0023768 A1 \* 9/2001 Bellanger ..... H02G 3/0608  
174/480
- 2002/0031322 A1 \* 3/2002 Asada ..... G02B 6/4459  
385/134
- 2002/0122652 A1 \* 9/2002 Gonzalez ..... G02B 6/3829  
385/136

(Continued)

*Primary Examiner* — Derrick Holland  
*Assistant Examiner* — Jennifer O King  
(74) *Attorney, Agent, or Firm* — Ryan Liebengood

(57) **CLAIM**

I claim the ornamental design for a corner cable conduit, as shown and described.

(56) **References Cited**

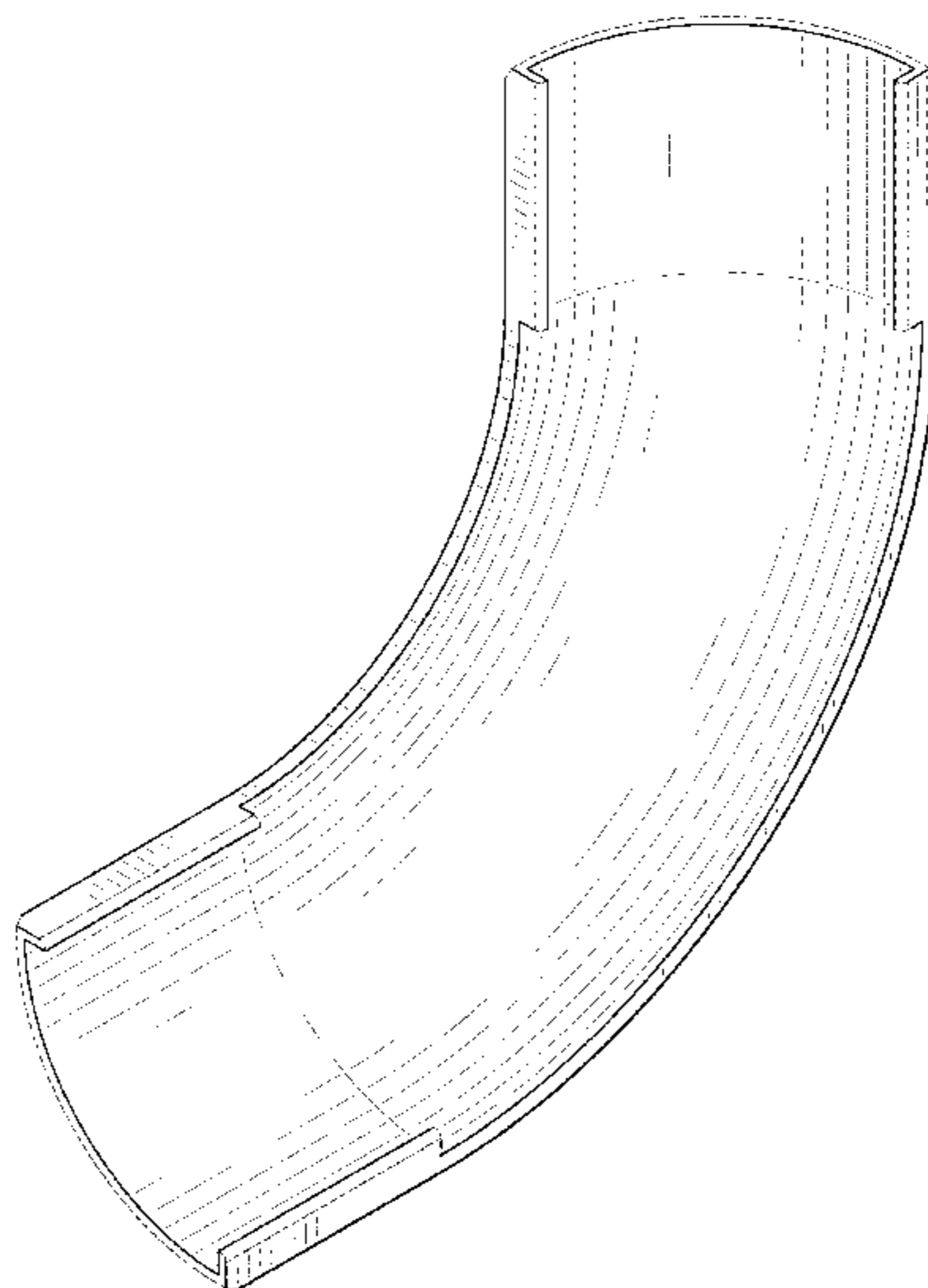
U.S. PATENT DOCUMENTS

- 749,392 A \* 1/1904 Lutz ..... H02G 3/06  
138/157
- 4,454,374 A \* 6/1984 Pollack ..... H02G 3/04  
174/117 A
- 4,530,865 A \* 7/1985 Sprenger ..... E04F 19/04  
138/111
- 4,563,542 A \* 1/1986 Pollack ..... H02G 3/266  
174/68.3
- 4,951,716 A \* 8/1990 Tsunoda ..... H02G 3/0418  
138/157
- D334,380 S \* 3/1993 Henneberger ..... D13/155
- 5,227,585 A \* 7/1993 Zen ..... G02B 6/4459  
138/115

**DESCRIPTION**

FIG. 1 is a perspective view of a corner cable conduit showing my design;  
FIG. 2 is a left side view thereof;  
FIG. 3 is a right side view thereof;  
FIG. 4 is a top plan view thereof;  
FIG. 5 is a bottom plan view thereof;  
FIG. 6 is a rear elevational view thereof; and,  
FIG. 7 is a front elevational view thereof.  
The broken lines shown in the figures represent portions of the corner cable conduit that form no part of the claimed design.

**1 Claim, 5 Drawing Sheets**



(56)

**References Cited**

U.S. PATENT DOCUMENTS

2003/0089515 A1\* 5/2003 Federspiel ..... H02G 3/0418  
174/480  
2007/0235212 A1\* 10/2007 Waldorf ..... H02G 3/0418  
174/209  
2007/0297743 A1\* 12/2007 Rapp ..... G02B 6/4459  
385/134  
2008/0092470 A1\* 4/2008 Jackson ..... E04F 19/0436  
52/288.1

\* cited by examiner

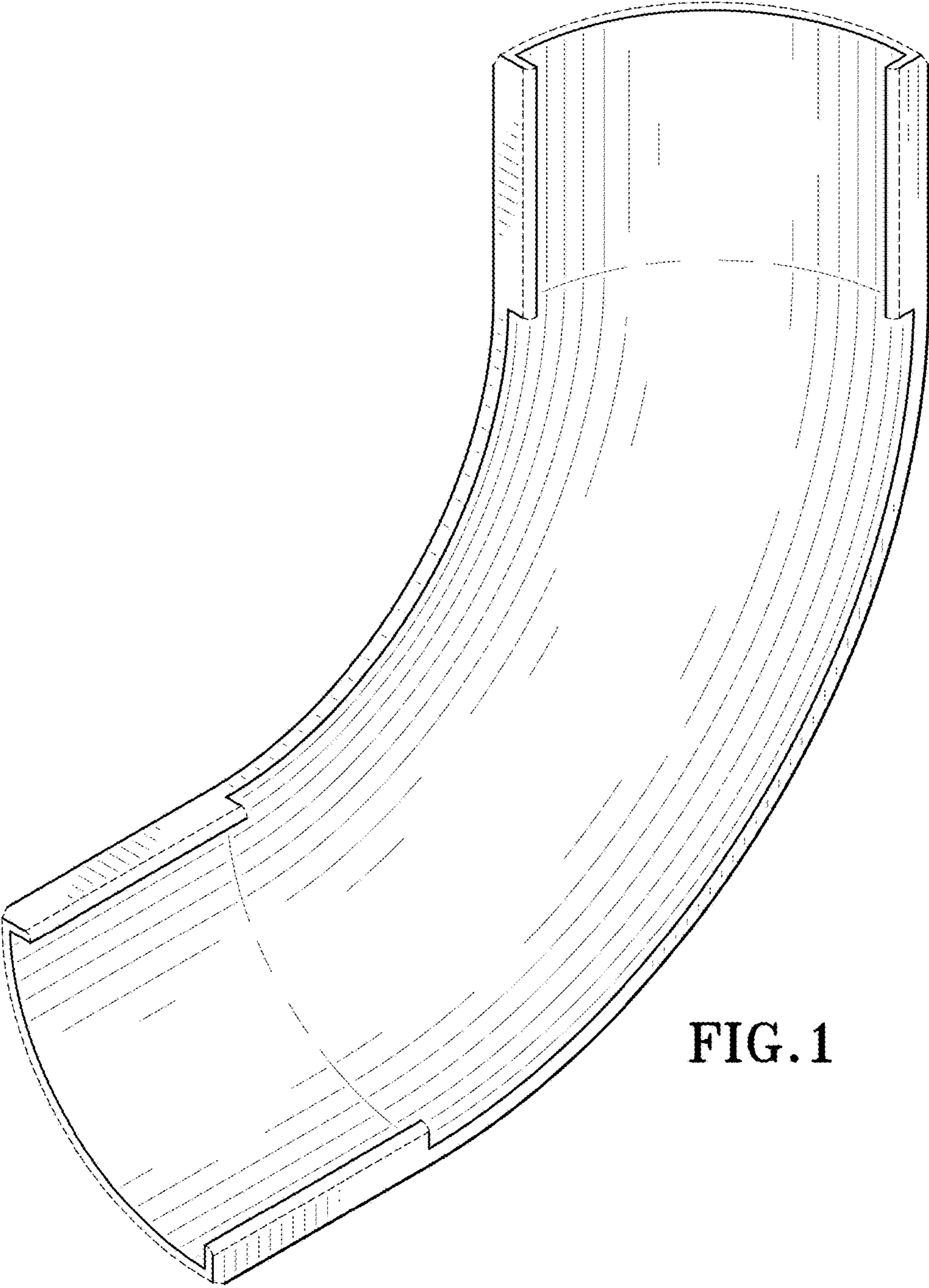


FIG. 1

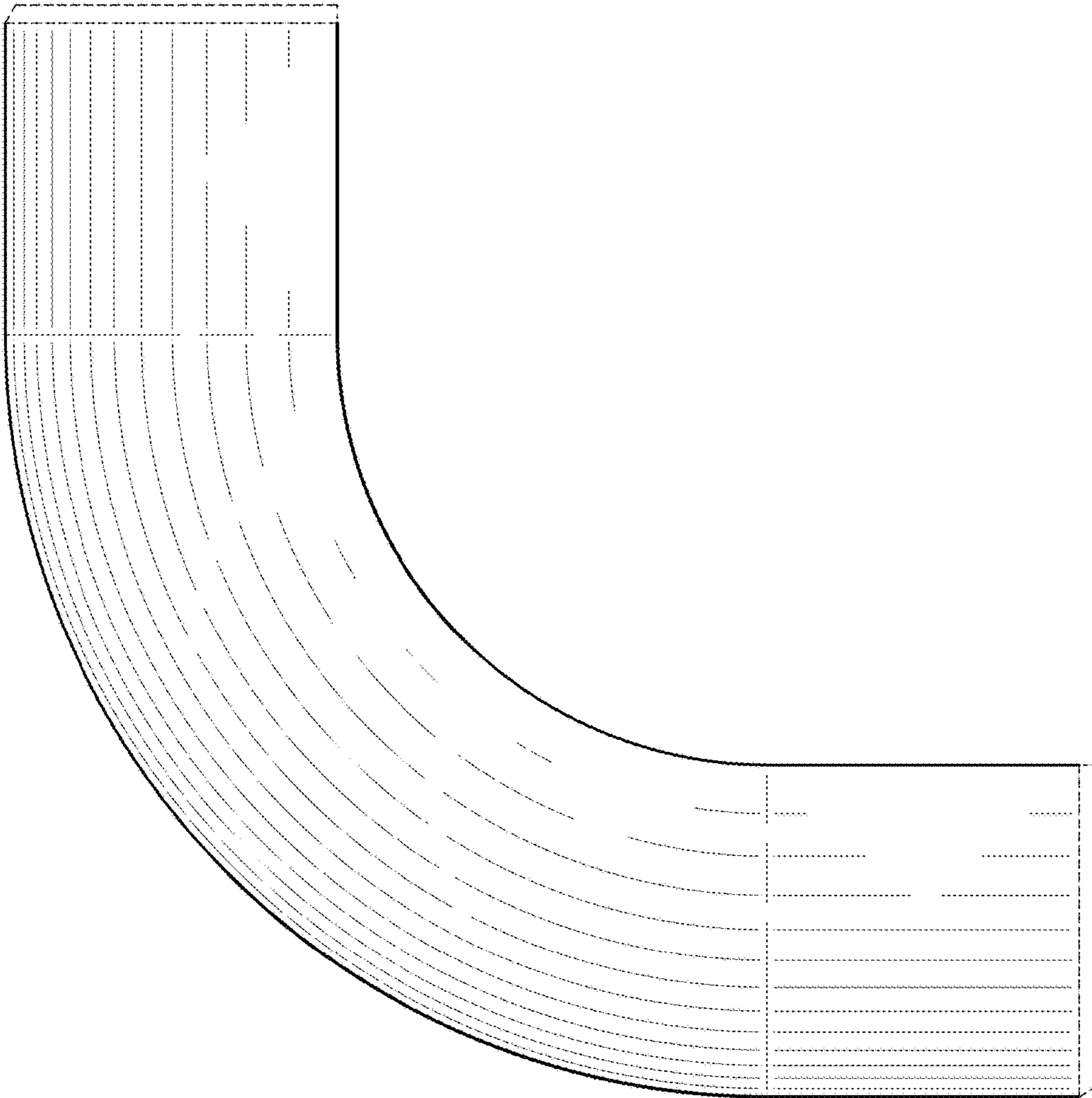


FIG. 2

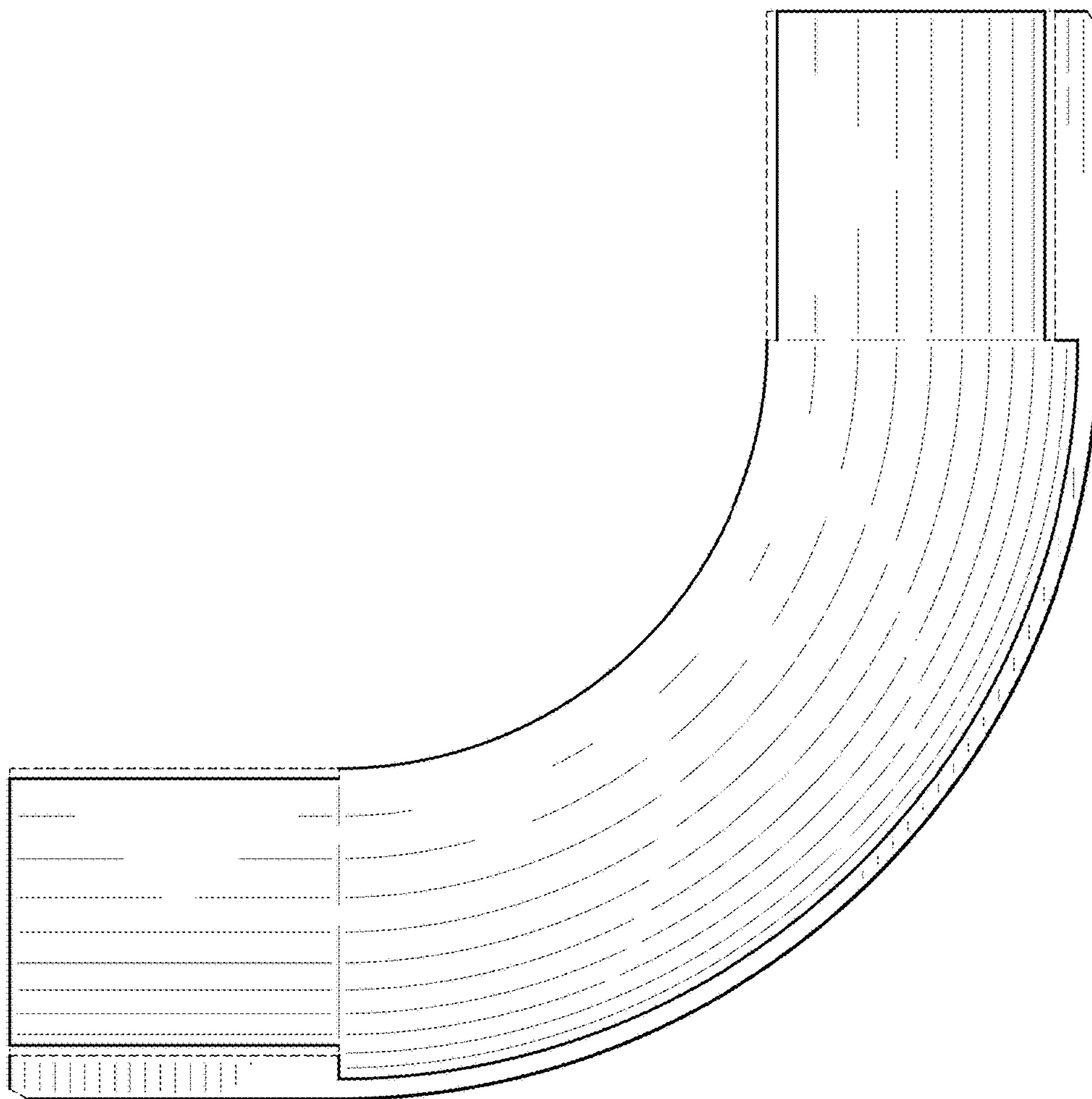


FIG. 3



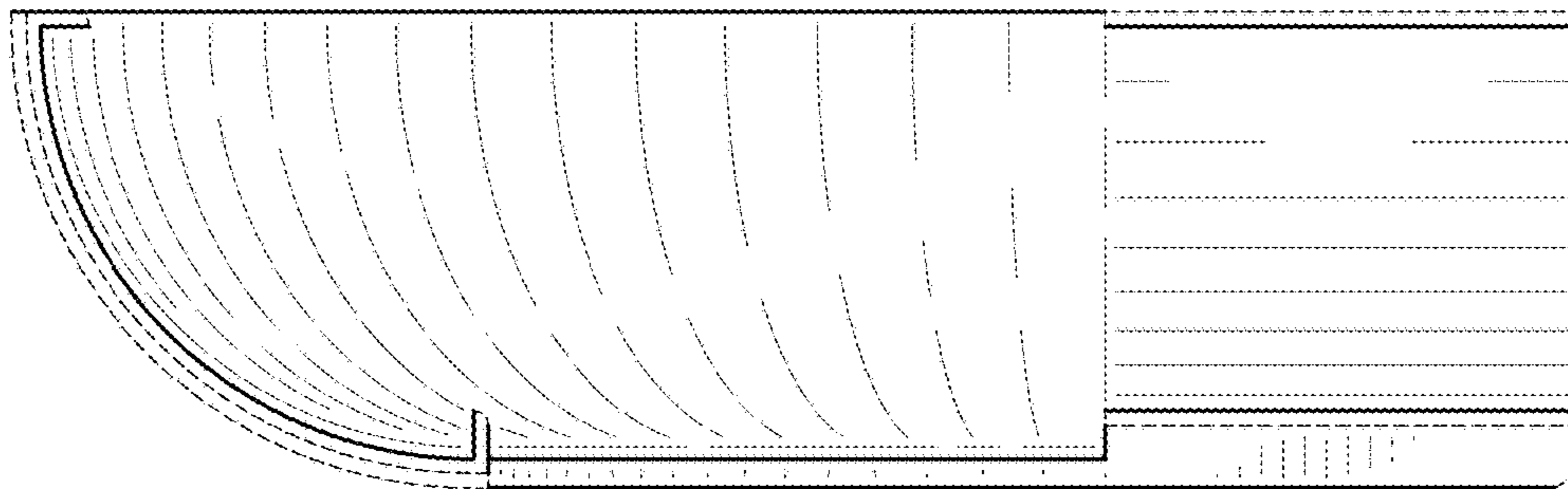


FIG. 4

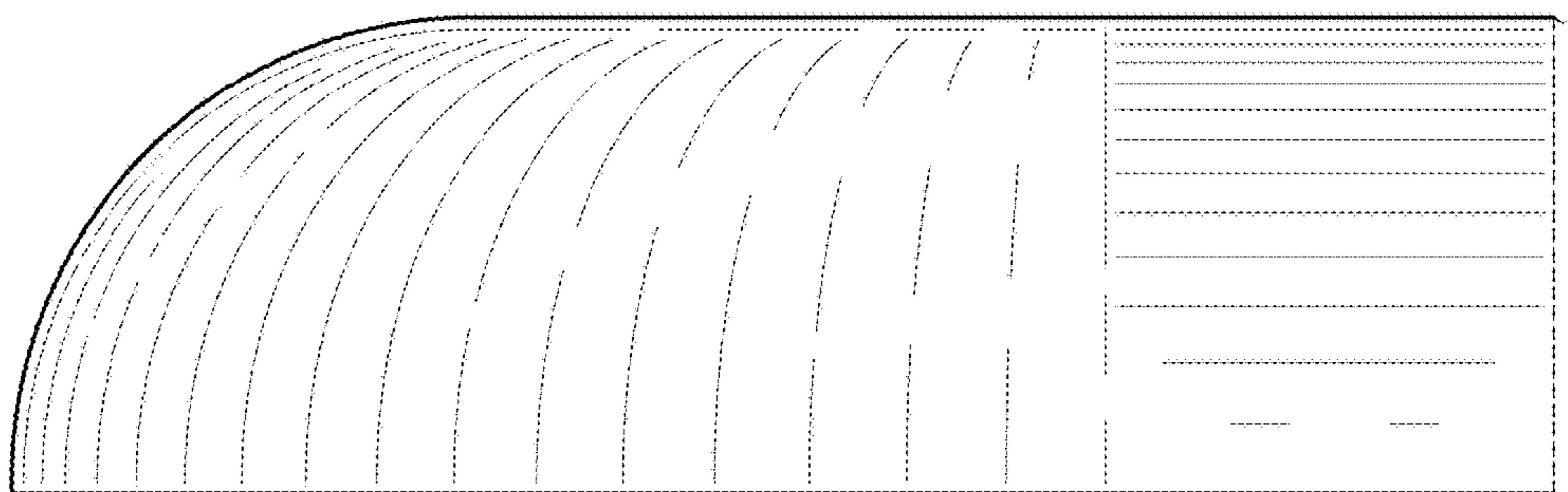


FIG. 5

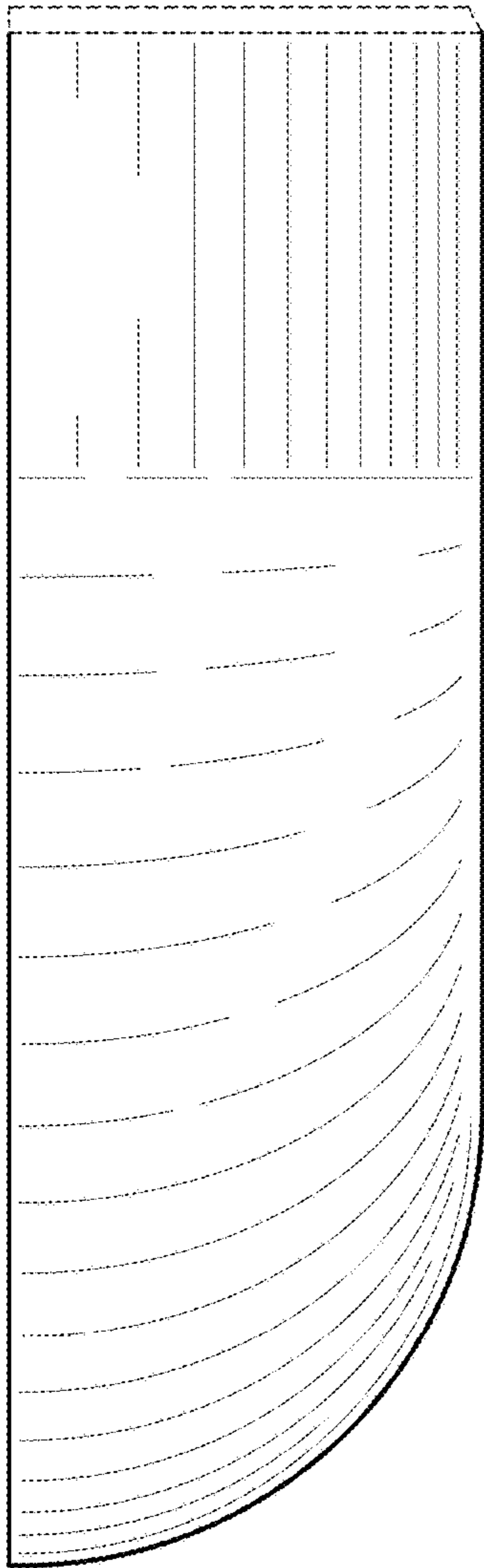


FIG. 6




FIG. 7