



US00D822612S

(12) **United States Design Patent**
Nadeau et al.

(10) **Patent No.:** **US D822,612 S**
(45) **Date of Patent:** **** Jul. 10, 2018**

- (54) **CABLE CLAMPING INSERT**
- (71) Applicant: **Hubbell Incorporated**, Shelton, CT (US)
- (72) Inventors: **Gilles Nadeau**, Laval (CA); **Stephane Lamarre**, Contrecoeur (CA)
- (73) Assignee: **Hubbell Incorporated**, Shelton, CT (US)

2,708,122 A 5/1955 Clark
 3,006,661 A 10/1961 McNeill
 D209,701 S 12/1967 Lindsey
 (Continued)

FOREIGN PATENT DOCUMENTS

CA 1138977 1/1983
 CA 2682445 A1 4/2010
 CA 2788787 3/2013

OTHER PUBLICATIONS

Thomas & Betts catalog No. 4-SDW-MXN, Nov. 10, 2011.
 (Continued)

Primary Examiner — Thomas Johannes
Assistant Examiner — Shawn T Gingrich
 (74) *Attorney, Agent, or Firm* — Ohlandt, Greeley, Ruggiero & Perle, L.L.P.

- (**) Term: **15 Years**
- (21) Appl. No.: **29/611,857**
- (22) Filed: **Jul. 26, 2017**

Related U.S. Application Data

- (62) Division of application No. 29/517,813, filed on Feb. 17, 2015, now Pat. No. Des. 804,425.
 - (51) **LOC (11) Cl.** **13-03**
 - (52) **U.S. Cl.**
USPC **D13/149**; D13/156; D13/152
 - (58) **Field of Classification Search**
USPC D13/118, 120, 123, 133–136, 146, 147, D13/149, 154, 173, 184, 199, 152, 155; D8/394, 396
CPC H01R 13/50; H01R 13/58; H01R 13/73; H02G 3/00; H02G 3/02; H02G 3/06; H02G 3/08; H02G 3/14; H02G 3/18; H02G 3/22; H02G 15/10; F16L 3/08; F16L 5/02
- See application file for complete search history.

(57) **CLAIM**

The ornamental design for a cable clamping insert, as shown and described.

DESCRIPTION

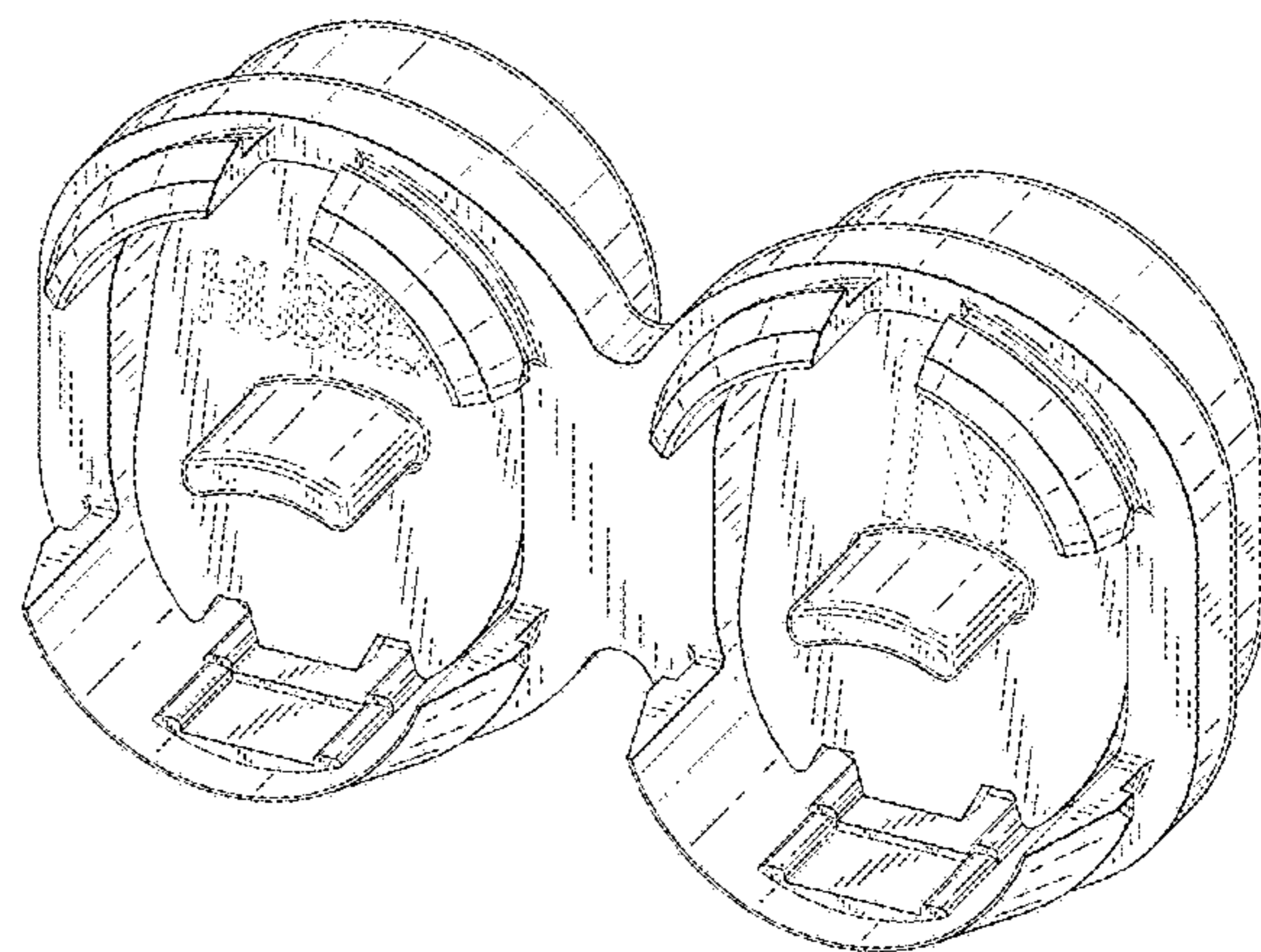
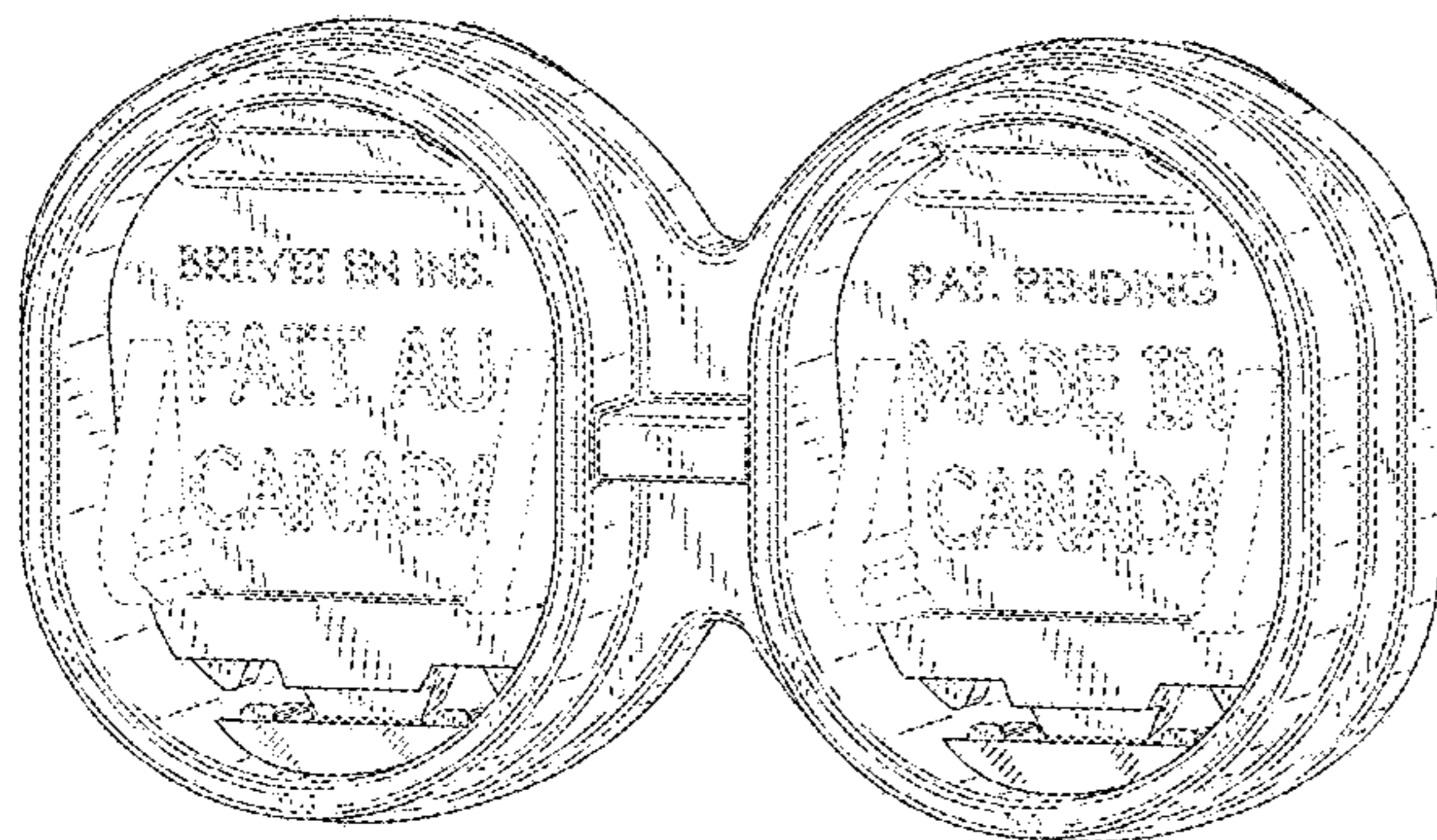
FIG. 1 is a front perspective view of the cable clamping insert according to the present disclosure;
 FIG. 2 is a rear perspective view of the cable clamping insert of FIG. 1;
 FIG. 3 is a front view of the cable clamping insert of FIG. 1;
 FIG. 4 is a rear view of the cable clamping insert of FIG. 1;
 FIG. 5 is a top view of the cable clamping insert of FIG. 1;
 FIG. 6 is a bottom view of the cable clamping insert of FIG. 1;
 FIG. 7 is a first side view of the cable clamping insert of FIG. 1; and,
 FIG. 8 is a second, opposite side view of the cable clamping insert of FIG. 1.
 The broken lines in the drawings illustrating structure that form no part of the claimed design.

(56) **References Cited**

U.S. PATENT DOCUMENTS

1,131,399 A 3/1915 McGinley
 1,192,150 A 7/1916 Appelton
 2,444,092 A 6/1948 Clayton

1 Claim, 7 Drawing Sheets



(56)

References Cited

U.S. PATENT DOCUMENTS

4,103,101 A 7/1978 Maier
 4,157,799 A 6/1979 Simon
 4,277,641 A 7/1981 Bauer et al.
 4,316,999 A 2/1982 Nattel
 4,414,427 A 11/1983 Slater et al.
 4,724,282 A 2/1988 Troder
 4,845,312 A 7/1989 Lee
 4,922,057 A 5/1990 Ross
 4,970,350 A 11/1990 Harrington
 5,013,872 A 5/1991 Lockwood et al.
 5,123,619 A 6/1992 Tomlinson
 5,170,014 A 12/1992 Borsh
 5,266,050 A 11/1993 O'Neal et al.
 5,442,141 A 8/1995 Gretz
 D371,508 S 7/1996 Sagol
 5,579,938 A 12/1996 Bourassa et al.
 5,627,342 A 5/1997 Kramer
 5,728,971 A 3/1998 Nash
 5,831,213 A 11/1998 Wright et al.
 6,064,009 A 5/2000 Jorgensen et al.
 6,143,982 A 11/2000 Gretz
 6,355,884 B1 3/2002 Gretz
 6,444,907 B1 9/2002 Kiely
 6,521,833 B1 2/2003 DeFreitas
 D473,130 S 4/2003 Leung
 6,604,400 B1 8/2003 Gretz
 6,860,758 B1 3/2005 Kiely
 6,940,012 B2 9/2005 Case
 7,304,251 B1 12/2007 Gretz et al.
 7,449,633 B2 11/2008 Lalancette et al.
 7,459,643 B2 12/2008 De La Borbolla
 7,476,817 B1 1/2009 Shemtov
 7,495,171 B2 2/2009 Gorin et al.
 7,563,978 B2 7/2009 Lalancette et al.

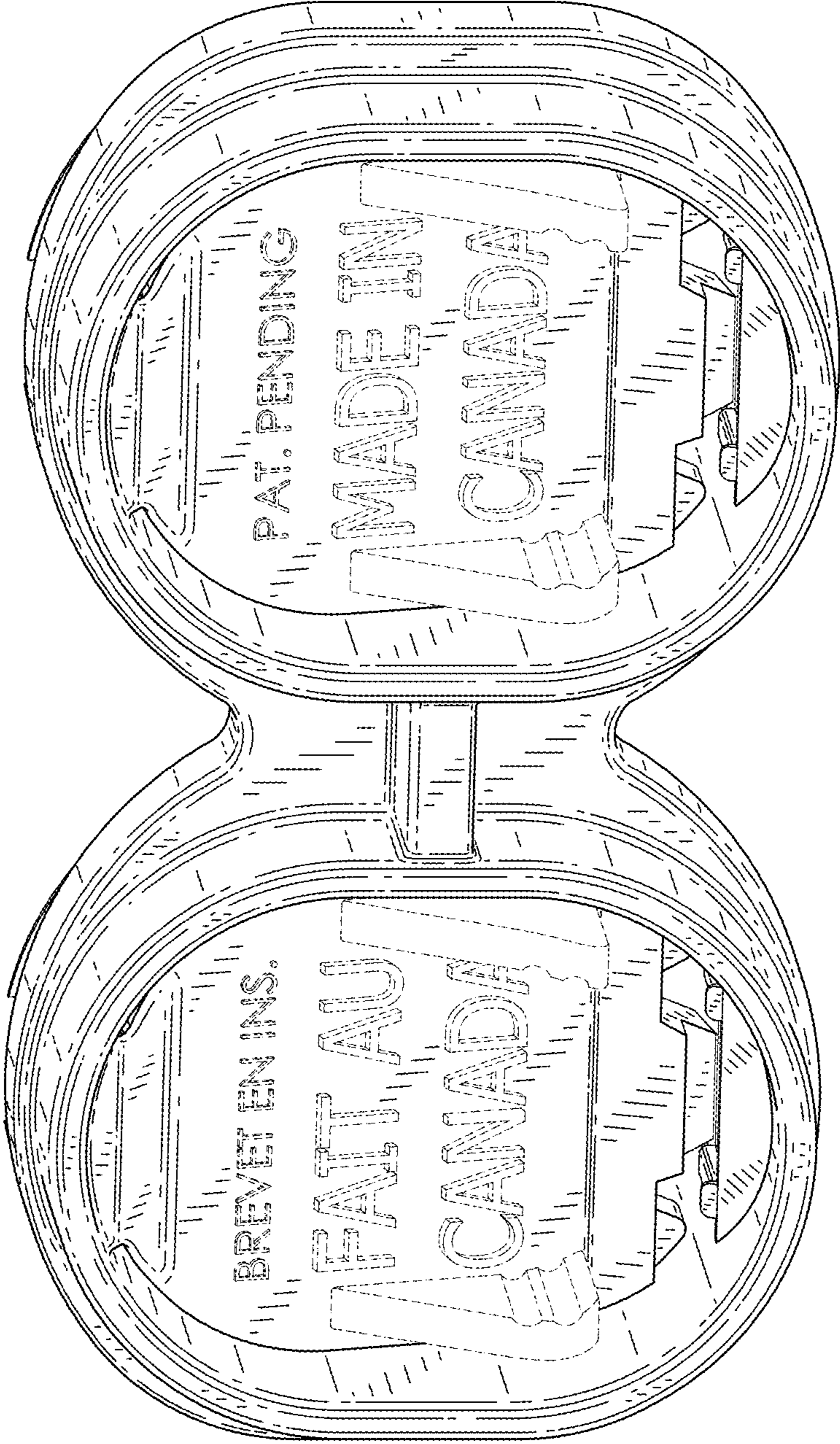
7,582,829 B2 9/2009 Yan
 D605,599 S 12/2009 Wong
 7,703,813 B1 4/2010 Kiely
 7,824,213 B1 11/2010 Korcz et al.
 7,854,627 B1 12/2010 Gretz
 7,897,871 B1 3/2011 Shemtov
 8,143,535 B2 3/2012 Auray et al.
 8,476,541 B1 7/2013 Kiely
 8,487,196 B1 7/2013 Baldwin et al.
 8,791,374 B1 7/2014 Smith
 9,640,964 B1* 5/2017 Gretz H02G 3/0481
 D804,425 S* 12/2017 Nadeau D13/149
 2007/0079983 A1 4/2007 Pyron
 2007/0254525 A1 11/2007 Pyron et al.
 2008/0128164 A1 6/2008 Johnson
 2008/0230267 A1 9/2008 Borbolla
 2009/0127802 A1 5/2009 May et al.
 2012/0024596 A1 2/2012 DiLillo et al.
 2012/0048615 A1 3/2012 Masumoto
 2014/0262486 A1 9/2014 Korcz et al.
 2014/0262488 A1 9/2014 Korcz et al.
 2015/0357806 A1 12/2015 Korcz
 2016/0013628 A1 1/2016 Tanaka
 2016/0238160 A1 8/2016 Nadeau
 2016/0285220 A1* 9/2016 Haw H05K 5/0208

OTHER PUBLICATIONS

Bridgeport Fittings Inc. Catalog ID: 570-DC2, Dec. 1, 2011.
 Bridgeport Fittings Inc. Catalog ID: 230-DC2, Dec. 1, 2011.
 International Search Report dated Jun. 3, 2016 from corresponding International Application No. PCT/US16/18176.
 Written Opinion dated Jun. 3, 2016 from corresponding International Application No. PCT/US16/18176.

* cited by examiner

FIG. 1



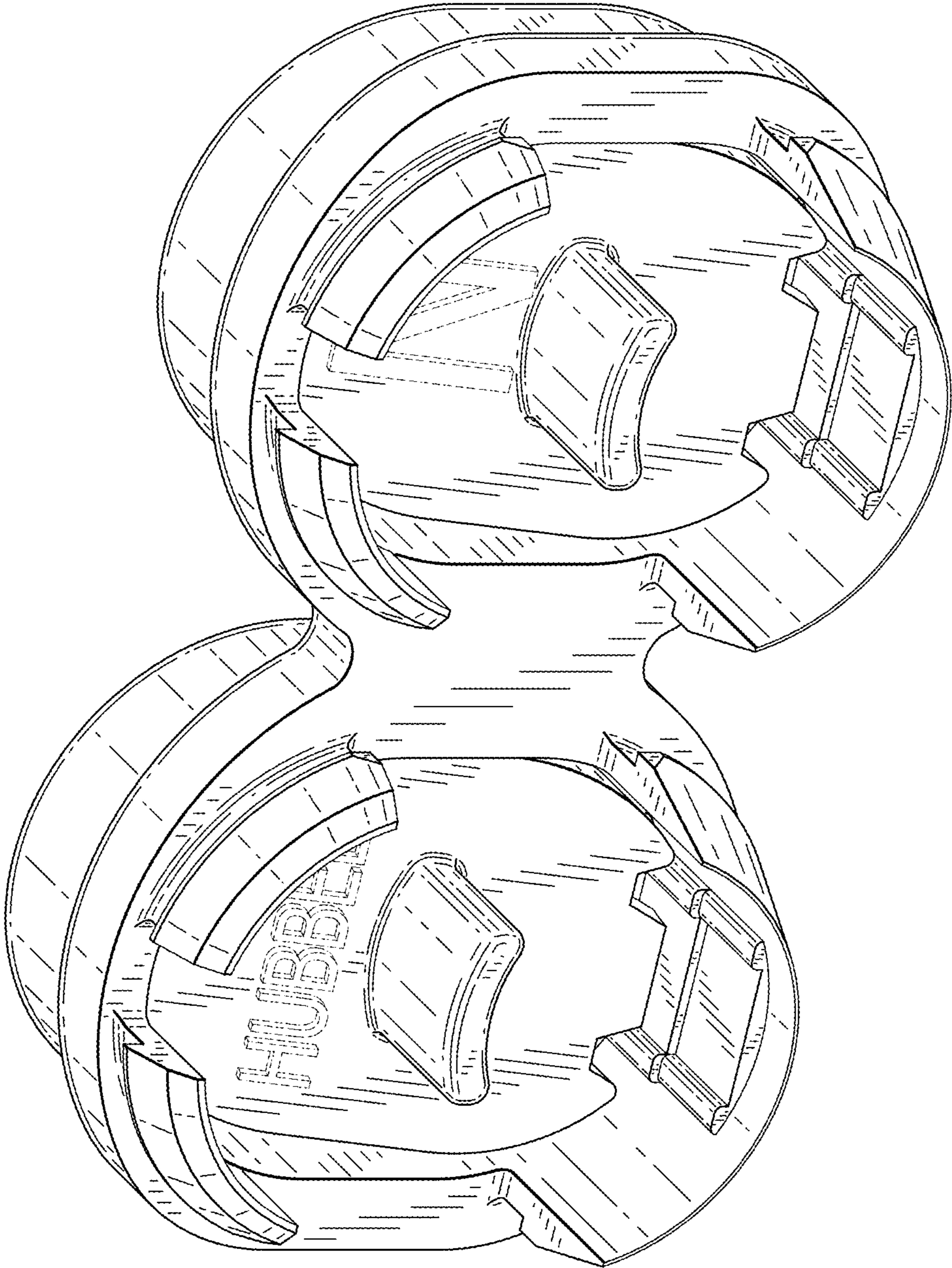


FIG. 2

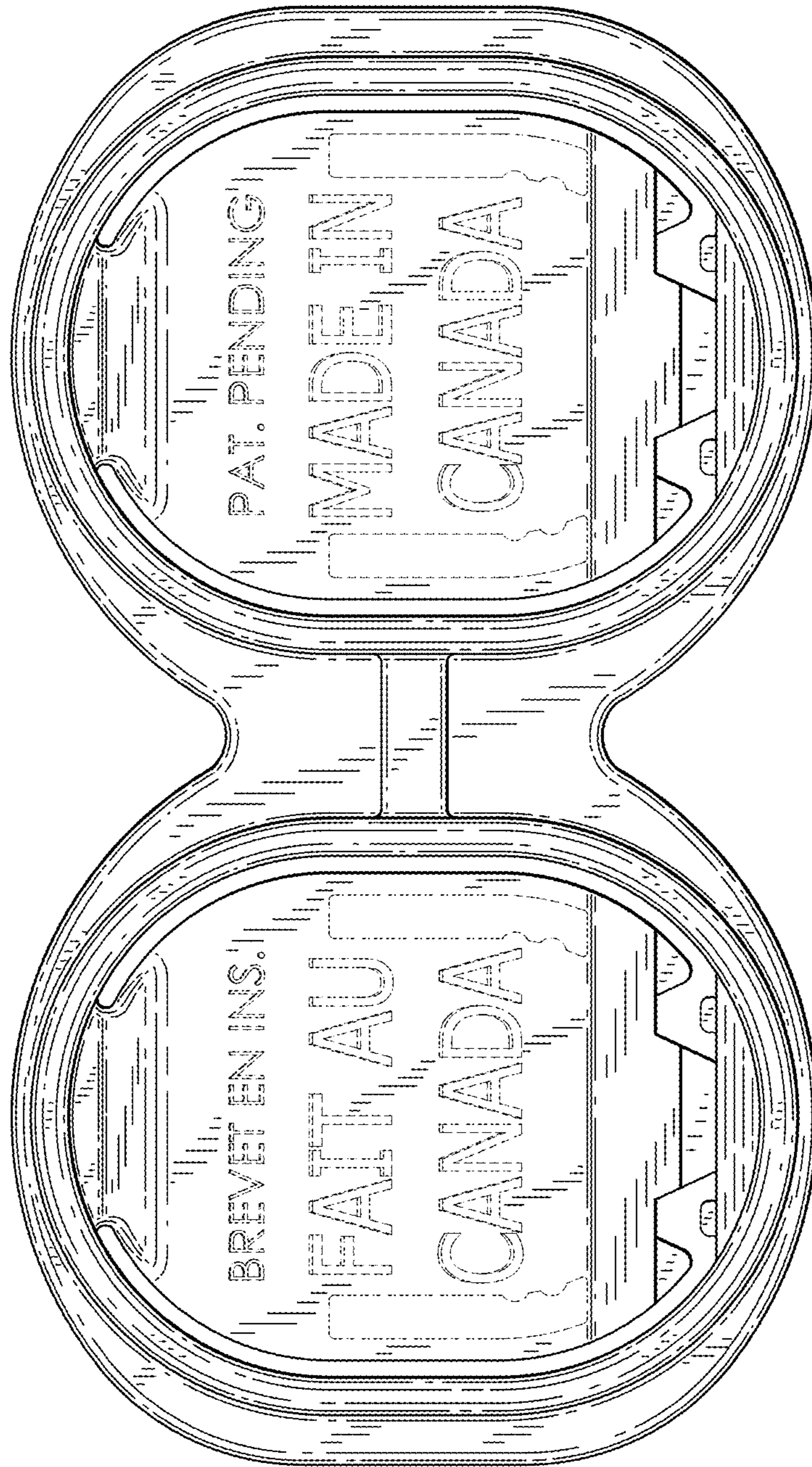


FIG. 3

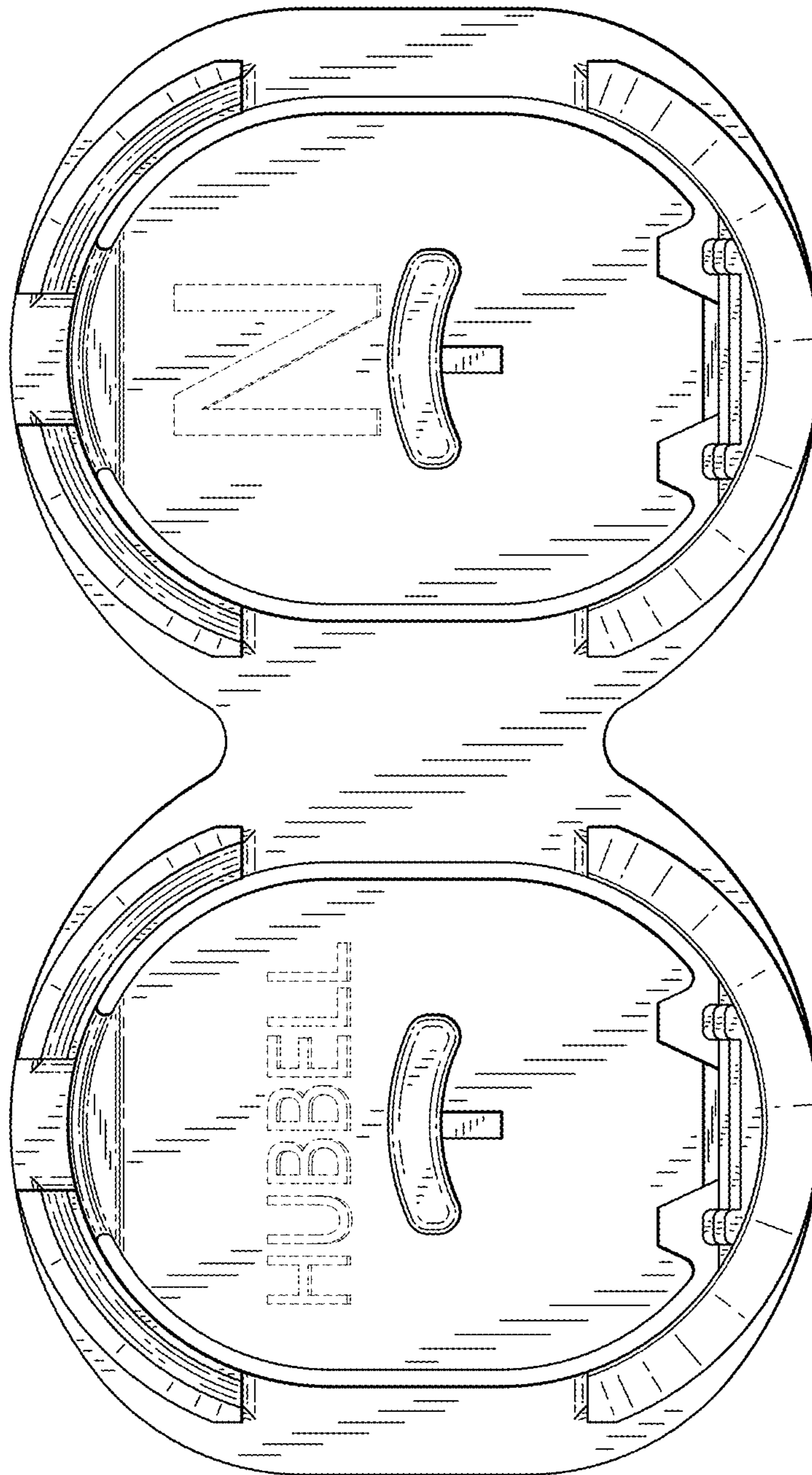


FIG. 4

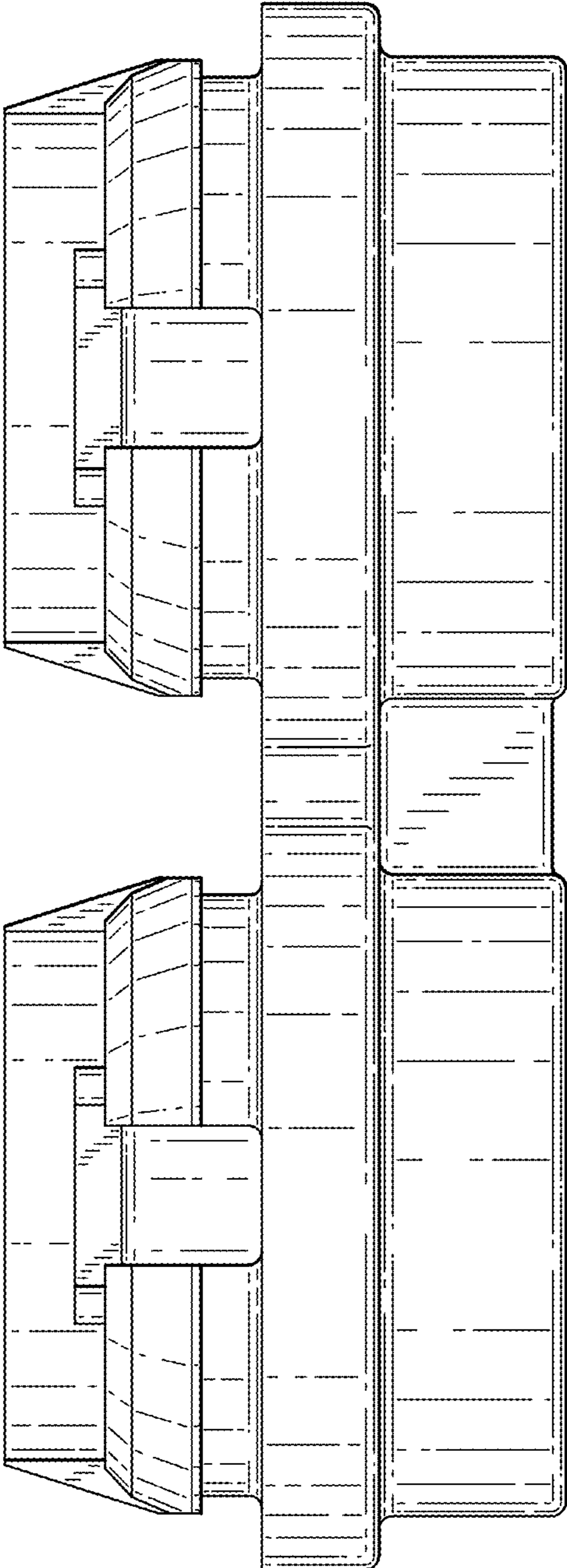


FIG. 5

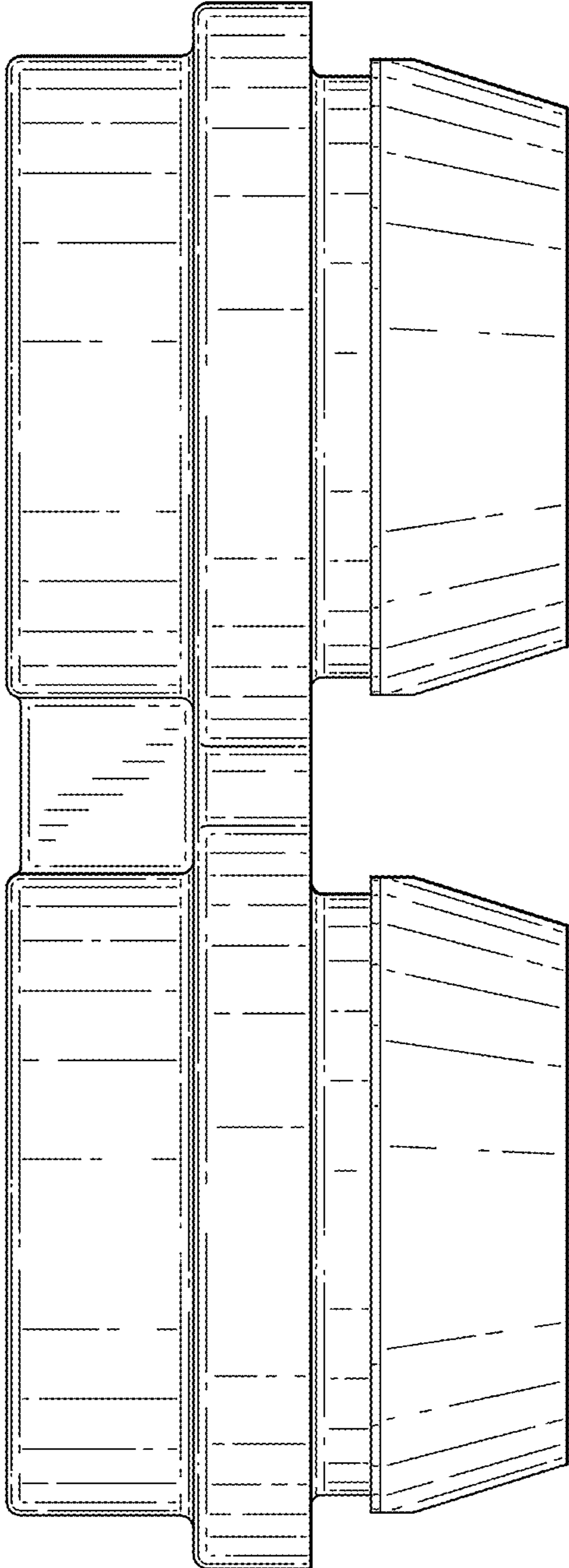


FIG. 6

FIG. 8

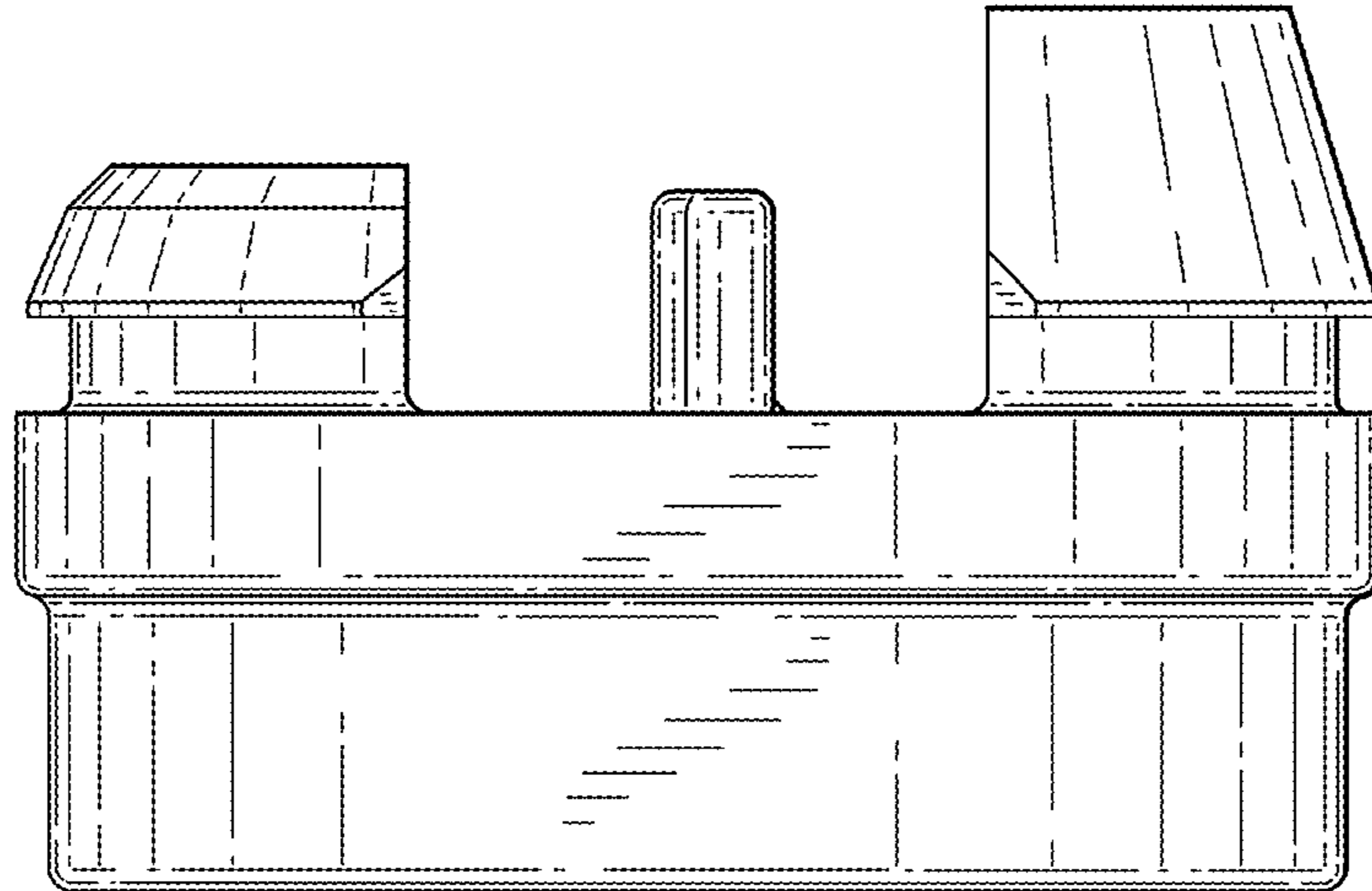


FIG. 7

